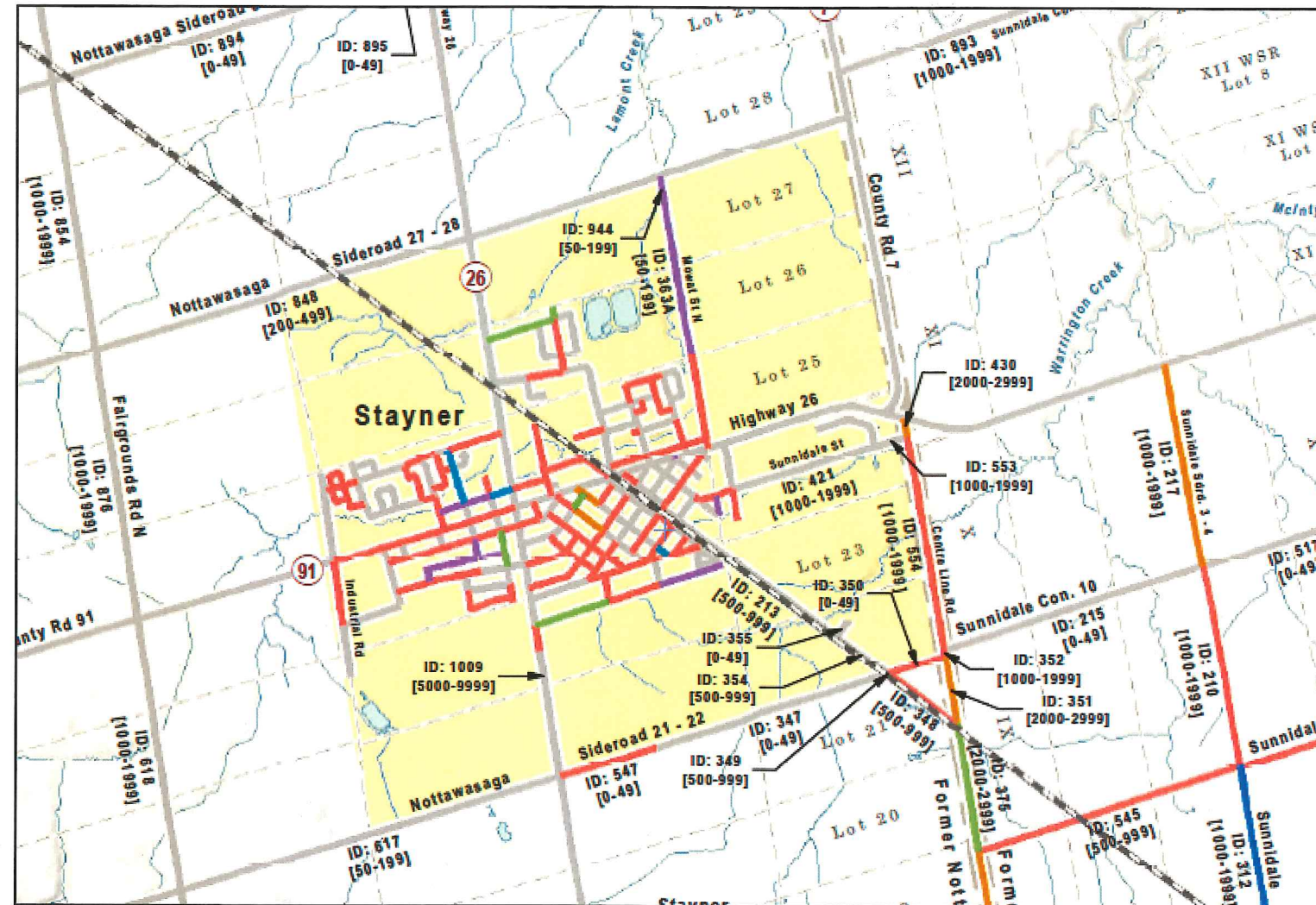


# Township of Clearview

## Road and Bridge Needs Study Update - 2019 to 2023



Prepared by:

R.J. Burnside & Associates Limited  
3 Ronell Crescent, Collingwood, ON L9Y 4J6 Canada  
January 2019 (Final) File No: 300042557.0000



## Executive Summary

The following Road Management Plan for the Township of Clearview provides an inventory of the road system and estimates the costs to address deficiencies in the system. A five-year program for improvements to the road system is proposed as a guide for prioritizing future projects. The goal is to optimize service levels per unit of capital expenditure.

### ▪ Inventory of Roads

Approximately 514.2 km of roads are inventoried in this report, comprised of 845 road sections. The road network includes 274.3 km of asphalt surfaced roads, 5.5 km of surface treated roads, 191.4 km of gravel roads and 43.0 km of earth roads. Approximately 80.0 km of roads are urban or semi-urban, 407.8 km rural and 26.3 km unopened. The road inventory includes classification of road sections according to the requirements of provincial maintenance standards.

Road condition ratings were established in the Fall of 2018 for all roads through a field review. Each road section was assigned a numerical condition rating based on a rating scale of 1 to 10, with 1 being very poor and 10 being very good. A condition rating of 5 or less represents a structurally deficient road that requires some form of rehabilitation to avoid rapid deterioration. Deficiencies represented by a condition rating above 5 are generally addressed through maintenance efforts such as crack sealing, slurry sealing and micro-surfacing for hardtop roads and gravel resurfacing, ditching and grading for loasetop roads.

The overall condition rating of the Township of Clearview road network is 7.2, which represents a good condition level. Presently 22.6 kilometres (8.1%) of the Township's hardtop roads are structurally deficient and it is estimated that about 63.9 kilometres (22.8%) of the hard top road system may become deficient within the five-year study period. This highlights the need to continue the existing resurfacing and surface maintenance program to maintain the integrity of these roads.

### ▪ Inventory of Bridge and Culvert Structures

There are seventy-three (73) structures including all bridges and culverts that have spans greater than or equal to 3.0 metres. These structures are inspected every two years on a rotating basis. This report provides a summary of the results of the 2017 and 2018 inspections. The current funding provided for structure rehabilitation and replacement is considerably less than that required for sustainable life cycle replacement.

### ▪ Other Inventories

Previous studies have included inventories for road signs, streetlights and road crossing culverts with spans less than 3.0 metres. These are now included in the Township's Geographic Information System and are not included in the Road and Bridge Needs Study.

### ▪ Capital Cost Estimates to Address Deficiencies in Roads and Bridges

The total road capital needs are estimated to cost approximately \$37.16 million. The Township portion of this total is approximately \$23.66 million. Approximately \$13.50 million of the total will be provided through developer and other contributions. This includes road needs of \$14.93 (\$5.56 Township) million in the NOW time period and \$12.69 (\$10.08 Township) million in the one to five-year time period. The remaining identified needs (\$9.54 million, \$8.02 Township) have a lower priority.

The total capital needs for bridges is approximately \$13.75 million over the next 10 years. This includes some replacements; however, the majority of this cost is for rehabilitation work that will extend the life and improve the safety of existing structures. Current funding is approximately \$538,000 annually, which would provide \$5.38 million over ten years.

### ▪ Recommended Five-Year Improvement Plan

The priorities for road improvements are established using a methodology that takes into account the road's condition, traffic volume and cost for improvement. Other criteria used in the prioritization include roads where traffic exceeds surface type capacity, roads where condition ratings are very low and roads supporting local development.

For the purposes of establishing a five-year improvement plan, a year one budget of approximately \$1.46 million is proposed for resurfacing existing hard top roads and upgrading existing gravel roads to a hardtop surface, and \$123,300 is proposed for hard top surface maintenance (crack sealing). Over the five-year planning period the annual Township portion of the proposed capital works ranges from \$1.33 to \$1.53 million and averages \$1.43 million. All estimates are based on 2018 dollars. It is expected that costs and budgets will experience similar inflationary adjustments.

A five-year improvement plan is proposed with total expenditures within these budgetary constraints. The Road Management Plan includes about \$7.17 million for resurfacing and upgrading existing roads and \$755,900 for hard top maintenance (crack sealing).

It is recommended that funding for bridge work be increased on an annual basis until total funding reaches \$1,400,000 annually.

**Table of Contents**

**Executive Summary** ..... i  
**Distribution List** ..... ii  
**Record of Revisions** ..... ii  
**1.0 Purpose and Methodology** ..... 1  
**2.0 Roads** ..... 1  
 2.1 Road Inventory..... 1  
 2.2 Functional Classifications and Maintenance Classifications ..... 1  
 2.3 Traffic Volume Estimates..... 2  
 2.4 Roadside Environment and Road Surface Type ..... 2  
 2.5 Road Condition ..... 3  
 2.6 Road Deficiencies and Cost Estimates for Improvements ..... 4  
 2.7 Setting Priorities ..... 5  
**3.0 Bridge and Culvert Structures** ..... 5  
 3.1 Bridges ..... 5  
**4.0 Recommended Five-Year Improvement Plan** ..... 6  
 4.1 Budget Considerations ..... 6  
 4.2 Five-Year Road Improvement Plan ..... 6

**Tables**

Table 2-1 Condition Rating For Roads Inventoried ..... 4  
 Table 3-1 Bridge and Structure Inventory ..... 5  
 Table 3-2 Bridge Needs and Funding..... 6  
 Table 4-1 Five-Year Study Budget for Road Improvements ..... 6

**Appendices**

- A Road Inventory Database
- B Mapping for Road Surface Material and Traffic Range Inventory
- C Minimum Maintenance Standards for Municipal Highways
- D Bench Mark Costs for Improvement Types
- E Cost Estimate for Five-Year Construction Program
- F Mapping for Five-Year Construction Program
- G Cost Estimate for Five-Year Crack Sealing Program
- H Bridge Inventory and Deficiencies
- I Mapping for Bridge Inventory

**Distribution List**

| No. of Hard Copies | PDF         | Email | Organization Name             |
|--------------------|-------------|-------|-------------------------------|
| 1                  | Yes-USB (1) | Yes   | Township of Clearview - Draft |
| 5                  | Yes-USB (2) | No    | Township of Clearview - Final |

**Record of Revisions**

| Revision | Date          | Description                           |
|----------|---------------|---------------------------------------|
| 0        | December 2018 | Draft Report to Township of Clearview |
| 1        | January 2019  | Final Report to Township of Clearview |

## 1.0 Purpose and Methodology

This Road Management Plan Study is intended to:

- Provide a clear definition and inventory of the roads of the Township of Clearview, establishing such parameters as the condition, traffic, geometry and surface type of each road section.
- Identify deficiencies in the road system and provide an estimate of the cost of proposed improvements (construction and resurfacing) to eliminate those deficiencies.
- Provide a recommended five-year program for capital road improvements within budgetary constraints.

The overall purpose of the Study is to assist in setting up an integrated program of capital expenditures in order that the greatest benefit can be derived from available funding.

This Study has been completed in accordance with the procedures detailed in the Methods and Inventory Manual for Small Lower Tier Municipalities (Ministry of Transportation, May 1987).

We gratefully acknowledge the assistance and contributions of the Staff and Council of the Township of Clearview in the preparation of this Study.

## 2.0 Roads

### 2.1 Road Inventory

A total of 514.1 km of roads were inventoried. Provincial Highways, County Roads and private roads also exist within the municipality but are not part of this Study.

Roads have been assigned an identification number as shown in the database included in Appendix A and on mapping included in Appendix B. Data related to the road sections was obtained through a field review and/or discussions with Township staff, and includes the road's width, surface type, length, estimated traffic, roadside environment, overall condition and other parameters.

## 2.2 Functional Classifications and Maintenance Classifications

### ▪ Functional Classifications

The Township's road system can be differentiated by function (e.g., arterial, collector, local, etc.). The functional classification of the roads is based on access considerations and volume of traffic. Functional classification may be used as a guide in establishing road design criteria and priority for improvement. From a functional viewpoint, the majority of the Township's road system serves to provide direct access to abutting properties and therefore, primarily functions as a network of local roads. Local roads generally carry low volumes of traffic and typically have low speeds, especially in semi-urban areas. However, where roads provide a transportation route for both through traffic and local land access, the roads may also provide a collector or arterial function, connecting between local roads and the County or Provincial arterial roads. As noted in the next section, maintenance classifications also provide a relative comparison of the road system, based on traffic volumes and speeds.

The road system of the Township of Clearview provides local access to urban and rural properties and provides alternate routes for through traffic in lieu of using the Provincial or County Roads. Traffic patterns are also influenced by the proximity to adjacent population centres (e.g., City of Barrie, Towns of Blue Mountains, Collingwood and Wasaga Beach). The Township of Clearview's road system is experiencing increased pressure to provide connection to major recreational/tourism destinations, other land uses in neighbouring municipalities and specific land uses (e.g., gravel pits or landfill sites).

The Township of Clearview is served by County and Provincial arterial roads, although periodic winter closures of some of these arterial routes often results in the use of Township roads as an alternate route. The following County and Provincial Roads are located within, or adjacent to, the Township:

- Simcoe County Roads 7, 9, 10, 42, 64, 91, 96 and 124;
- Provincial Highway 26.

There are a number of earth roadways within the Township, which primarily service localized rural areas. These earth roadways are located on municipal right-of-ways and are shown on the mapping with a section number. Some of the earth roads presently receive summer maintenance by the municipality. No entrance or building permit will be issued for a residential dwelling unless the property fronts on a road, which is maintained year round by the municipality. The Township requires the property owners to bring the road up to Township standards at the owner's cost before a permit can be obtained.

### ▪ Maintenance Classifications

The Township of Clearview has previously assigned classifications to the road system based on maintenance considerations, in accordance with the Province's Minimum Maintenance Standards for Municipal Highways, as set out in Ontario Regulation 239/02 of the Municipal Act. The road classifications are based on posted speed limits and traffic volumes, with Class 1 roads reflecting the highest standard of maintenance and Class 6 reflecting the lowest level. The road classifications established for Clearview have been updated to reflect the most recent amending regulation 366/18 and are shown in the database in Appendix A.

The Minimum Maintenance Standards for Municipal Highways are intended to meet the following objectives:

- To provide consistent minimum standards that the motoring public can expect to encounter in municipalities throughout the province.
- To provide Municipalities with a defense for claims for damages from motorists using the roadway, if they can demonstrate due diligence by conducting regular inspections and repair work and documenting that regular inspections and repair work required to meet the standards was completed.

The Township has classified their roads as either Class 3, 4, 5 or 6. Class 6 roads are those having Annual Average Daily Traffic (AADT) of less than 50 vpd and a posted speed of less than, or equal to, 80 km/hr. The Regulation does not apply to those roads. The minimum road maintenance standards are prescribed in the legislation for each classification. A summary table of maintenance requirements is included in Appendix C for Class 3, 4 and 5 roads. Township staff documents inspection and maintenance operations for tracking purposes as part of their ongoing monitoring of the road system.

### 2.3 Traffic Volume Estimates

Traffic range estimates (Annual Average Daily Traffic, AADT) for each road section are shown in the database in Appendix A. AADT estimates have been based on a limited number of traffic counts that have been previously completed by the Township and on discussions with Township staff. The estimated traffic volume ranges for the Township's roads are shown on the maps in Appendix B.

There are a number of roads, which are dead-end, gravel surfaced or have no winter maintenance, and have very low traffic volumes. Typically, such low traffic rural roads (i.e., less than 50 vpd) are considered to be sufficient with normal gravel maintenance, and capital improvements are not generally warranted.

Traffic growth on Township roads varies and depends on various factors such as roadway improvements, local development, etc. Local roads are expected to experience a minimal level of traffic growth, unless specific development plans are proposed, while those that perform a collector function will increase in accordance with the increase of through traffic in the area. Areas close to the Towns of The Blue Mountains, Collingwood and Wasaga Beach will continue to be influenced by developments in and around those municipalities. In the absence of site-specific influences, it is estimated that overall traffic growth on Township roads may experience growth rates in the order of 2% per annum over the time frame of this present study.

The AADT volumes provided in the database in Appendix A may be used for planning priorities for general improvements to the road system (e.g., reconstruction, hard top surfacing or resurfacing) or for forecasting relative rates of deterioration among road sections. Improvements to the level of service for specific intersections should be based on site-specific peak hour conditions and/or signalization warrants, and not the AADT volumes included in this report. Specific intersection improvements are beyond the scope of this present study.

It is important for the Township to update their traffic counts on a regular basis (e.g., once every five years). Traffic volumes are one of the differentiating factors for assigning maintenance classifications, priorities for road improvements and for establishing surface type and design criteria for the roads.

### 2.4 Roadside Environment and Road Surface Type

The roadside environment and the surface type have been identified for each road section as shown in the database in Appendix A. For the purposes of this report, the roadside environment and surface type have been differentiated as follows:

#### ▪ Roadside Environment

- Urban Environment (U) - development occurs along the roadway and the roadway design includes curbs and/or gutters and storm sewers.
- Semi-Urban Environment (SU) - development occurs along the roadway and the roadway design includes open ditches or swales and does not include curbs and/or gutters or storm sewers.
- Rural Environment (R) - rural Sideroads and Concession roads which abut farm/residential or open space development.

### ▪ Surface Type

- Asphalt (High Class Bituminous)
- Surface Treatment (Low Class Bituminous)
- Gravel
- Earth

The roadside environments and road surface types within the Township of Clearview are summarized as follows:

### ▪ Roadside Environment

- 54.7 km urban (11%)
- 25.3 km semi-urban (5%)
- 407.9 km rural (79%)
- 26.3 km unopened (5%)

### ▪ Road Surface Type

- 274.3 km asphalt (53%)
- 5.5 km surface treatment (1%)
- 191.4 km gravel (37%)
- 43.0 km earth (9%)

Typically, a minimum desirable level of service for semi-urban and urban areas includes a hard top surfaced road. In the Township, there are presently 1.7 km of gravel roads remaining in urban or semi-urban areas. These roads are generally sections with low traffic usage (i.e., 50-199 vpd). When conditions warrant, and funding becomes available these roads may be improved to a hard surface.

A minimum level of service for rural roads may be based on traffic usage, both the overall traffic volumes using the road and the type of traffic (i.e., trucks, farm machinery, etc.). For example, to minimize maintenance concerns it is suggested that roads that have traffic volumes exceeding 200 vpd may be considered for a hard top surface (surface treatment). For those roads where the traffic volumes equal or exceed 400 vpd, or where there is a high percentage of truck traffic, the preferred hard top surface type is asphalt to maximize the road life. Roads with less than 200 vpd should have a gravel surface, as a minimum, although an earth surface may be considered for roads with less than 50 vpd, especially if no residential access is required and no winter maintenance is provided.

Where budgets allow, it is recommended that surface types be upgraded to the minimum desirable level of service. However, where budget constraints require, consideration may be made to reducing the service level accordingly. For example, tolerable service levels may continue to be provided by gravel surfaced roads in the traffic range of 200 to 499 vpd and by surface treated roads in the traffic range of 500 to 999 vpd.

In some areas, other constraints (e.g., right of way widths, horizontal or vertical curve deficiencies, etc.) may preclude the upgrading of such road sections without first addressing those deficiencies. In addition, the scenic, recreational character of the Township and other environmental constraints (e.g., slope stability, fisheries, etc.) should be considered in determining appropriate improvement criteria (e.g., minimizing excessive removal of existing vegetation, maintenance of vistas, etc.).

## 2.5 Road Condition

The road system was reviewed in the field with Township staff, during the fall of 2018, in order to determine the condition rating of the road base (gravel roads) or of the road surface (hard top roads). The condition rating for each road section inventoried is included in the database in Appendix A and follows the methodology recommended by the Ministry of Transportation (MTO, 1987) for lower tier municipalities. Condition ratings were also revised to reflect improvements made during 2018.

A condition rating of five or less is considered to be deficient from a base or pavement viewpoint. Typically, these roadways are maintenance intensive. In addition, once hard top roads deteriorate below a condition rating of five, additional rehabilitation work (e.g., pulverization, reconstruction, etc.) may be required prior to placement of a new surface or other improvements. However, it is recognized that budget constraints often require that road sections be allowed to deteriorate below a condition rating of five before rehabilitation is scheduled. If a resurfacing strategy is subsequently employed for a road section that has deteriorated below a condition rating of five, then the overall longevity of the resurfacing work can be expected to be reduced, and therefore, this is not the recommended approach for poor condition roads.

The condition rating of a road section is independent of traffic volumes, roadway geometrics or roadside environment requirements, any of which may also impact on whether a particular road section is considered deficient.

For surface treated roads it has been assumed that the roadway surface will deteriorate at a theoretical rate of 0.5 condition rating points per year, which provides a service life of about 10 years until resurfacing is required or about 15 years until surface replacement is required. For asphalt roads it has been assumed that the roadway surface will deteriorate at a theoretical rate of 0.3 condition rating points per year, which provides a service life of about 15 years until resurfacing is required or about 25 years until surface replacement is required. These are average deterioration rates and will vary for different road sections as a result of traffic volumes, structural adequacy of the base, etc. Extending the life of the surface beyond the service life may be accomplished through a program of distress repair (e.g., crack sealing, slurry seal, etc.).

A summary of the overall condition ratings for the Township's road system is provided in Table 2-1.

**Table 2-1 Condition Rating For Roads Inventoried**

| Surface Type              | Length (km)  | Weighted Condition Rating | Condition Rating Equal to or Less Than 5 (km) | Percentage Structurally Deficient (NOW Time Period) |
|---------------------------|--------------|---------------------------|---|---|
| Asphalt                   | 274.3        | 7.2                       | 22.6  | 8.1 %   |
| Surface Treatment         | 5.5          | 7.6                       | 0.0   | 0.0 %   |
| Gravel                    | 191.4        | 7.2                       | 36.8  | 19.2 %  |
| Earth                     | 43.0         | N.A.                      | N.A.  | N.A.  |
| <b>Totals - All Roads</b> | <b>514.2</b> | <b>7.2</b>                | <b>59.4</b>                                   | <b>12.6 %</b>                                       |

The overall road system presently has a weighted condition rating of approximately 7.2, which represents a good condition level. The average weighted condition rating for the Clearview road system in 2012 was 7.0.

Presently there are 22.6 kilometres of hard top roads that are deficient in the NOW period (8.1% of the asphalt roads and 0.0% of the surface treated roads). Based on the theoretical deterioration rates noted above, it is projected that approximately 63.9 kilometres (22.8%) of hard top roads will become deficient in the five-year study period. The projected deterioration of hard top roads highlights the need to continue the resurfacing program and slurry seal/crack sealing program to maintain the integrity of the hard top roads within the system.

There are 36.8 kilometres of gravel surface roads with a condition rating equal to 5 or less, which are deficient because of poor road base and drainage (i.e., ditches and drainage are inadequate or non-existent). Continued maintenance funding is required for gravel resurfacing and drainage improvements to avoid further deterioration of the gravel surfaced road network.

Consideration should be given to an annual maintenance program for rural roadside brush removal for roads with heavy roadside brush that impedes drainage and restricts sightlines.

## 2.6 Road Deficiencies and Cost Estimates for Improvements

Deficiencies have been identified in the existing road system including the following:

- Roads which presently have a condition rating of five or less, or that will reach such a condition rating during the five-year study period.
- Rural roads that require upgrading of their surface type to provide continuity of the overall road system or to accommodate higher traffic volumes or to reduce overall maintenance costs.

General unit costs are for budget planning purposes and have been based on theoretical costs per kilometre for a recommended improvement standard. The improvement types take into account surface types, traffic, condition, surface width and roadside environment. Improvement projects are generally completed through contract work or through a combination of day labour and equipment rental for less complex projects. While these unit costs are considered reasonable for planning purposes, actual costs may vary based on site specific requirements and alternative improvement strategies.

It is recommended that standards and strategies be reviewed on a project specific basis as budgets are established.

Cost estimates for improvements to address the deficiencies in the road network are shown in the database in Appendix A and have been based on general unit costs for various types of improvements as delineated in Appendix D.

The total road capital needs are estimated to cost approximately \$37.16 million. The Township portion of this total is approximately \$23.66 million. Approximately \$13.50 million of the total will be provided through developer and other contributions. This includes road needs of \$14.93 (\$5.56 Township) million in the NOW time period and \$12.69 (\$10.08 Township) million in the one to five-year time period. The remaining identified needs (\$9.54 million, \$8.02Township) have a lower priority.

### 2.7 Setting Priorities

Prioritization of road improvements is intended to provide a management plan that optimizes service levels per unit of capital expenditure. The priority for improvement to a road section is based on its condition, the traffic it is servicing and the cost of improving the section. Roadways that have lower condition ratings and higher traffic volumes are considered the highest priority for improvements.

There are other factors that may be considered in establishing roads for potential improvement including the following:

- Priority based on the need to upgrade the surface type to meet increased traffic volumes (i.e., earth roads with AADT > 50 vpd, gravel roads with AADT > 200 vpd).
- Roads that have very poor condition ratings and a low AADT, which are utilized for residential or commercial access purposes.
- Gravel roads that connect other high-volume hardtop roads (i.e. Provincial and County arterial roads, Township collector roads).
- Gravel roads within built up communities.

The specific timing of an individual road improvement may also depend on factors such as requirements for utility improvements, scheduling of development projects and proximity to other similar scheduled improvements to improve efficient contract scale.

## 3.0 Bridge and Culvert Structures

### 3.1 Bridges

The existing inventory was updated in 2018 for all bridge and culvert structures with spans 3.0 metres and greater. The inventory can be found in Appendix H. The structure location mapping can be found in Appendix I.

Within the Township road system, there are seventy-three (73) structures including all bridges and culverts that have spans 3.0 metres and greater. Table 3-1 summarizes the inventory of structure types within the Township of Clearview.

Provincial legislation and the Ontario Structure Inspection Manual (OSIM) require that a Professional Engineer perform a detailed visual inspection of all bridges every two years. The Township has a program to have each structure inspected on a two-year cycle with approximately half being inspected each year. The results of the 2017 and 2018 inspections are summarized in this report and in Appendix H.

The structures have been listed in Appendix H by time of need (NOW, 1-5, 6-10 years) and by volume of traffic to provide a guide for prioritization. More detailed inspections and factors such as funding availability, road improvements or development timing may affect actual scheduling for structure rehabilitation.

**Table 3-1 Bridge and Structure Inventory**

| Bridge/Structure Type   | Total Number of Structures |
|-------------------------|----------------------------|
| Concrete Box            | 15                         |
| Concrete Arch           | 1                          |
| Steel Multi Plate       | 11                         |
| Concrete Rigid Frame    | 33                         |
| Concrete Slab           | 2                          |
| Concrete Slab on Girder | 8                          |
| Steel Truss             | 1                          |
| Timber Deck             | 2                          |
| <b>Total</b>            | <b>73</b>                  |



Table 3-2 summarizes projected funding requirements for the next ten years. Additional or alternative sources of funding will be required to augment current funding levels.

**Table 3-2 Bridge Needs and Funding**

| Improvement Timing (years) | Estimate (\$)     | Annual \$ Required |
|----------------------------|-------------------|--------------------|
| NOW (1 - 2)                | 5,293,000         |                    |
| 1 - 5                      | 4,592,000         |                    |
| 6 - 10                     | 3,862,000         |                    |
| <b>Total</b>               | <b>13,747,000</b> | <b>1,374,700</b>   |
| Current Funding            |                   | 538,000            |

#### 4.0 Recommended Five-Year Improvement Plan

##### 4.1 Budget Considerations

The average budget for the Township of Clearview for capital roadworks (i.e., reconstruction, new hard top surfacing, gravel to hardtop) is approximately \$1.3 million. It is expected that future budgets and expenditures will reflect normal inflationary increases. For the purposes of establishing a Five-Year Road Improvement Plan we have assumed an overall average available capital budget of approximately \$1.43 million. The proposed budgets shown in Table 4-1 include tax funded capital projects and the tax funded portion of development related projects. All proposed costs are estimated in 2018 dollars.

**Table 4-1 Five-Year Study Budget for Road Improvements**

| Proposed       |                  |
|----------------|------------------|
| Year           | Budget (\$)      |
| 2019           | 1,459,000        |
| 2020           | 1,412,000        |
| 2021           | 1,335,000        |
| 2022           | 1,427,000        |
| 2023           | 1,532,000        |
| <b>Average</b> | <b>1,433,000</b> |

There are many factors that may impact the level of budget allocated to road construction

and resurfacing within the Township. No adjustment has been made to proposed budgets to account for population growth within the Township that may impact both budget availability, as well as road improvement requirements during the study period. Such growth will result in additional development charges and taxes becoming available to fund infrastructure improvement and repair, as well as increased pressure to raise the level of service associated with the road system. Funds may also become available through various road agreements or through other funding sources.

It is the goal of the Five-Year Road Improvement Plan to maintain relatively consistent expenditures from year to year through the Study period while maintaining or improving the overall condition of the road network. Projects, or payments for projects, may be spread over a number of years through phasing or via a system of reserve fund allocations towards these projects.

Similarly, it is anticipated that the budgets for other items related to the road system (i.e., road maintenance, equipment replacement) will be reasonably consistent over the long term through allocation of reserve funds, where required.

The Township is encouraged to continue to pursue Federal/Provincial Infrastructure Funding as such programs are offered.

##### 4.2 Five-Year Road Improvement Plan

A Five-Year Road Improvement Plan has been proposed which includes reconstruction or resurfacing of deficient hard top roads and reconstruction and hardtop surfacing of several gravel or earth roads. The gravel and earth road improvements are development related and largely funded through developer contributions.

This Plan is intended to provide guidance to municipal staff and Council in their consideration of potential road improvements. It is expected that adjustments will be made for improvements that have not been included in this report, but that may be identified by municipal staff during the Plan period. The final program will be determined by Council as priorities are set and budgets established.

Project priorities have been based on the methodology set forth in Section 2.7. Priorities have been recommended based on discussions with Township staff and:

- The structural condition rating of the deficient roads;
- Traffic volume;
- Level of service (semi-urban roads);
- Maintenance requirements; and,
- Continuity of hard top roads within the overall road system.

The type of work proposed, cost estimates, and year of undertaking are shown in the database in Appendix E and the locations of the affected road sections are shown on the mapping in Appendix F. All cost estimates are based on 2018 dollars.

The Five-Year Road Improvement Plan includes estimated expenditures of \$16.70 million as follows:

- \$7.17 million (Township portion tax funded); and
- \$9.53 million (Developer and Other funding).

The rural areas of the Township are well served by a system of hard top and gravel roadways and therefore, emphasis in those areas is to maintain the structural integrity of those roads. It is recommended that crack sealing be continued in the Township's Maintenance Program to extend the life of hard top surfaces and delay the need for reconstruction or resurfacing work.

Funding of \$756,000 is recommended over five years to fund crack sealing and slurry sealing of existing hard surfaced roads to extend their useful life Appendix G. This will provide a comparable level of service to the current program.

Bridge and culvert structure needs exceed the current funding levels. We would recommend that funding for structures be increased on an annual basis until funding reaches \$1,400,000 annually.

Operation and maintenance costs and expenditures towards the replacement of equipment will be additional to these expenditure estimates for road and structure improvements.

Prepared by:

**R.J. Burnside & Associates Limited**



Ron Kerr, MPA, P.Eng.  
RWK:sj



---

**Appendix A**  
**Road Inventory Database**

**TOWNSHIP OF CLEARVIEW  
ROAD AND BRIDGE NEEDS STUDY 2019 - 2023  
ROAD INVENTORY**

APPENDIX A

| 1  | C     | E                              | F  | G  | Z                    | AD                    | AE         | AG                | BK                 | BL              | BN                    | BQ   |                 | BS      | BT     | BU                          | BV                         | BW                          |
|----|-------|--------------------------------|--|--|----------------------|-----------------------|------------|-------------------|--------------------|-----------------|-----------------------|--|-----------------|---------|--------|-----------------------------|----------------------------|-----------------------------|
|    |       |                                |  |  |                      |                       |            |                   |                    |                 |                       | Improvement Cost (\$)                      | Other Cost (\$) |         |        |                             |                            |                             |
|    | GisID | Road Name                      | From   | To   | Roadside Environment | Surface Material 2018 | SpeedLimit | Maintenance Class | Section Length (m) | AADT Range 2018 | Condition Rating 2018 | Proposed Improvement Description           |                 |         |        | Total Improvement Cost (\$) | Township Share Improvement | Developer Share Improvement |
| 3  | 543   | 12/13 Sideroad North Sunnidale | Concession 12 Sunnidale                      | North End                                    | Rural                | Gravel                | 80         | 6                 | 1338               | 0-49            | 7                     | Mtce Resurface Gravel                      |                 | 26,800  |        | 26,800                      | 26,800                     | -                           |
| 4  | 245   | 12/13 Sideroad North Sunnidale | Highway 26                                   | Concession 12 Sunnidale                      | Rural                | Gravel                | 80         | 4                 | 2570               | 50-199          | 7                     | Mtce Resurface Gravel                      |                 | 51,400  |        | 51,400                      | 51,400                     | -                           |
| 5  | 945   | 12/13 Sideroad North Sunnidale | Highway 26                                   | 125m South of Highway 26                     | Rural                | Gravel                | 80         | 4                 | 125                | 50-199          | 6                     | Mtce Resurface Gravel                      |                 | 2,500   |        | 2,500                       | 2,500                      | -                           |
| 6  | 919   | 12/13 Sideroad North Sunnidale | 125m South of Highway 26                     | South End                                    | Rural                | Earth                 | 80         | 6                 | 1205               | 0-49            | 5                     | None Required                              |                 | -       |        | -                           | -                          | -                           |
| 7  | 813   | 12/13 Sideroad Nottawasaga     | County Road 42                               | Centre Line Road                             | Rural                | Gravel                | 80         | 4                 | 2726               | 50-199          | 8                     | Mtce Resurface Gravel                      |                 | 54,500  |        | 54,500                      | 54,500                     | -                           |
| 8  | 839   | 12/13 Sideroad Nottawasaga     | County Road 42                               | Fairgrounds Road South                       | Rural                | Gravel                | 80         | 4                 | 2668               | 50-199          | 8                     | Mtce Resurface Gravel                      |                 | 53,400  |        | 53,400                      | 53,400                     | -                           |
| 9  | 654   | 12/13 Sideroad Nottawasaga     | Concession 5 South Nottawasaga               | Fairgrounds Road South                       | Rural                | Gravel                | 80         | 6                 | 1364               | 0-49            | 8                     | Mtce Resurface Gravel                      |                 | 27,300  |        | 27,300                      | 27,300                     | -                           |
| 10 | 924   | 12/13 Sideroad Nottawasaga     | Concession 5 South Nottawasaga               | 558m West of Concession 5 South Nottawasaga  | Rural                | Gravel                | 80         | 6                 | 558                | 0-49            | 8                     | Mtce Resurface Gravel                      |                 | 11,200  |        | 11,200                      | 11,200                     | -                           |
| 11 | 806   | 12/13 Sideroad Nottawasaga     | 558m West of Concession 5 South Nottawasaga  | West End                                     | Rural                | Gravel                | 80         | 6                 | 805                | 0-49            | 5                     | None Required                              |                 | -       |        | -                           | -                          | -                           |
| 12 | 14    | 12/13 Sideroad Nottawasaga     | 344m East of Concession 8 South Nottawasaga  | East End                                     | Unopened             | Earth                 | 80         | 6                 | 770                | 0-49            | 5                     | None Required                              |                 | -       |        | -                           | -                          | -                           |
| 13 | 574   | 12/13 Sideroad Nottawasaga     | 344m East of Concession 8 South Nottawasaga  | Concession 8 South Nottawasaga               | Rural                | Gravel                | 80         | 6                 | 1099               | 0-49            | 8                     | Mtce Resurface Gravel                      |                 | 22,000  |        | 22,000                      | 22,000                     | -                           |
| 14 | 692   | 12/13 Sideroad Nottawasaga     | Concession 8 South Nottawasaga               | Concession 9 South Nottawasaga               | Rural                | Gravel                | 80         | 4                 | 1267               | 50-199          | 8                     | Mtce Resurface Gravel                      |                 | 25,300  |        | 25,300                      | 25,300                     | -                           |
| 15 | 836   | 12/13 Sideroad Nottawasaga     | Concession 9 South Nottawasaga               | Concession 10 South Nottawasaga              | Rural                | Gravel                | 80         | 4                 | 1316               | 200-499         | 8                     | Mtce Resurface Gravel                      |                 | 26,300  |        | 26,300                      | 26,300                     | -                           |
| 16 | 614   | 12/13 Sideroad Nottawasaga     | Concession 10 South Nottawasaga              | Concession 11 South Nottawasaga              | Rural                | Gravel                | 80         | 4                 | 1356               | 50-199          | 8                     | Mtce Resurface Gravel                      |                 | 27,100  |        | 27,100                      | 27,100                     | -                           |
| 17 | 611   | 12/13 Sideroad Nottawasaga     | County Road 124                              | Concession 11 South Nottawasaga              | Rural                | Gravel                | 80         | 4                 | 1349               | 50-199          | 8                     | Mtce Resurface Gravel                      |                 | 27,000  |        | 27,000                      | 27,000                     | -                           |
| 18 | 507   | 12/13 Sideroad South Sunnidale | Concession 2 Sunnidale                       | County Road 9                                | Rural                | Gravel                | 80         | 4                 | 2073               | 50-199          | 8                     | Mtce Resurface Gravel                      |                 | 41,500  |        | 41,500                      | 41,500                     | -                           |
| 19 | 99    | 12/13 Sideroad South Sunnidale | Sunnidale-Tosoronto Townline                 | Concession 2 Sunnidale                       | Rural                | Gravel                | 80         | 4                 | 2739               | 50-199          | 8                     | Mtce Resurface Gravel                      |                 | 54,800  |        | 54,800                      | 54,800                     | -                           |
| 20 | 360   | 15/16 Sideroad North Sunnidale | 1130m North of Highway 26                    | Concession 12 Sunnidale                      | Rural                | Earth                 | 80         | 6                 | 1386               | 0-49            | 5                     | None Required                              |                 | -       |        | -                           | -                          | -                           |
| 21 | 506   | 15/16 Sideroad North Sunnidale | 269m North of Highway 26                     | 1130m North of Highway 26                    | Rural                | Earth                 | 80         | 6                 | 862                | 0-49            | 5                     | None Required                              |                 | -       |        | -                           | -                          | -                           |
| 22 | 946   | 15/16 Sideroad North Sunnidale | Highway 26                                   | 269m North of Highway 26                     | Rural                | Gravel                | 80         | 6                 | 269                | 0-49            | 7                     | Mtce Resurface Gravel                      |                 | 5,400   |        | 5,400                       | 5,400                      | -                           |
| 23 | 643   | 15/16 Sideroad Nottawasaga     | County Road 42                               | Centre Line Road                             | Rural                | Gravel                | 80         | 4                 | 2708               | 50-199          | 8                     | Mtce Resurface Gravel                      |                 | 54,200  |        | 54,200                      | 54,200                     | -                           |
| 24 | 693   | 15/16 Sideroad Nottawasaga     | Fairgrounds Road South                       | East End                                     | Rural                | Gravel                | 80         | 6                 | 320                | 0-49            | 7                     | Mtce Resurface Gravel                      |                 | 6,400   |        | 6,400                       | 6,400                      | -                           |
| 25 | 814   | 15/16 Sideroad Nottawasaga     | Fairgrounds Road South                       | Concession 6 South Nottawasaga               | Rural                | Gravel                | 80         | 4                 | 2737               | 50-199          | 8                     | Mtce Resurface Gravel                      |                 | 54,700  |        | 54,700                      | 54,700                     | -                           |
| 26 | 668   | 15/16 Sideroad Nottawasaga     | Concession 6 South Nottawasaga               | Station Street                               | Rural                | Asphalt               | 80         | 4                 | 1373               | 500-999         | 7                     | Rural Pulverize Gravel Single Lift Asphalt |                 | 178,500 |        | 178,500                     | 178,500                    | -                           |
| 27 | 841   | 15/16 Sideroad Nottawasaga     | 350m East of Concession 10 South Nottawasaga | Concession 8 South Nottawasaga               | Unopened             | Earth                 | 50         | 6                 | 2906               | 0-49            | 5                     | None Required                              |                 | -       |        | -                           | -                          | -                           |
| 28 | 576   | 15/16 Sideroad Nottawasaga     | Concession 10 South Nottawasaga              | 350m East of Concession 10 South Nottawasaga | Rural                | Gravel                | 80         | 6                 | 360                | 0-49            | 8                     | Mtce Resurface Gravel                      |                 | 7,200   |        | 7,200                       | 7,200                      | -                           |
| 29 | 635   | 15/16 Sideroad Nottawasaga     | Concession 11 South Nottawasaga              | Concession 10 South Nottawasaga              | Unopened             | Earth                 | 50         | 6                 | 1368               | 0-49            | 5                     | None Required                              |                 | -       |        | -                           | -                          | -                           |
| 30 | 626   | 15/16 Sideroad Nottawasaga     | County Road 124                              | Concession 11 South Nottawasaga              | Unopened             | Earth                 | 50         | 6                 | 1359               | 0-49            | 5                     | None Required                              |                 | -       |        | -                           | -                          | -                           |
| 31 | 563   | 15/16 Sideroad South Sunnidale | Highway 26                                   | Concession 9 Sunnidale                       | Rural                | Gravel                | 80         | 6                 | 2736               | 0-49            | 8                     | Mtce Resurface Gravel                      |                 | 54,700  |        | 54,700                      | 54,700                     | -                           |
| 32 | 941   | 15/16 Sideroad South Sunnidale | Concession 9 Sunnidale                       | 138m South of Concession 9 Sunnidale         | Rural                | Gravel                | 80         | 6                 | 138                | 0-49            | 8                     | Mtce Resurface Gravel                      |                 | 2,800   |        | 2,800                       | 2,800                      | -                           |
| 33 | 328   | 15/16 Sideroad South Sunnidale | 2700m North of Concession 7 Sunnidale        | Concession 7 Sunnidale                       | Rural                | Gravel                | 80         | 6                 | 2705               | 0-49            | 5                     | None Required                              |                 | -       |        | -                           | -                          | -                           |
| 34 | 60    | 15/16 Sideroad South Sunnidale | Concession 7 Sunnidale                       | Concession 6 Sunnidale                       | Rural                | Gravel                | 80         | 4                 | 1370               | 50-199          | 8                     | Mtce Resurface Gravel                      |                 | 27,400  |        | 27,400                      | 27,400                     | -                           |
| 35 | 584   | 17/18 Sideroad Nottawasaga     | Concession 11 South Nottawasaga              | Concession 10 South Nottawasaga              | Rural                | Gravel                | 80         | 4                 | 1323               | 50-199          | 8                     | Mtce Resurface Gravel                      |                 | 26,500  |        | 26,500                      | 26,500                     | -                           |
| 36 | 201   | 18/19 Sideroad Nottawasaga     | 2080m East of Fairgrounds Road               | County Road 42                               | Rural                | Gravel                | 80         | 6                 | 564                | 0-49            | 8                     | Mtce Resurface Gravel                      |                 | 11,300  |        | 11,300                      | 11,300                     | -                           |
| 37 | 200   | 18/19 Sideroad Nottawasaga     | 880m East of Fairgrounds Road                | 2080m East of Fairgrounds Road               | Rural                | Earth                 | 80         | 6                 | 1212               | 0-49            | 5                     | None Required                              |                 | -       |        | -                           | -                          | -                           |
| 38 | 815   | 18/19 Sideroad Nottawasaga     | Fairgrounds Road South                       | 880m East of Fairgrounds Road                | Rural                | Gravel                | 80         | 6                 | 882                | 0-49            | 8                     | Mtce Resurface Gravel                      |                 | 17,600  |        | 17,600                      | 17,600                     | -                           |
| 39 | 646   | 18/19 Sideroad Nottawasaga     | Concession 6 South Nottawasaga               | Fairgrounds Road South                       | Rural                | Gravel                | 80         | 6                 | 2749               | 0-49            | 8                     | Mtce Resurface Gravel                      |                 | 55,000  |        | 55,000                      | 55,000                     | -                           |
| 40 | 872   | 18/19 Sideroad Nottawasaga     | Concession 6 South Nottawasaga               | 560m West of Concession 6 South Nottawasaga  | Rural                | Gravel                | 80         | 6                 | 567                | 0-49            | 8                     | Mtce Resurface Gravel                      |                 | 11,300  |        | 11,300                      | 11,300                     | -                           |
| 41 | 663   | 18/19 Sideroad Nottawasaga     | 560m West of Concession 6 South Nottawasaga  | West End                                     | Unopened             | Earth                 | 80         | 6                 | 395                | 0-49            | 5                     | None Required                              |                 | -       |        | -                           | -                          | -                           |
| 42 | 1014  | 18/19 Sideroad Nottawasaga     | County Road 42                               | Centre Line                                  | Unopened             | Earth                 | 50         | 6                 | 2708               | 0-49            | 5                     | None Required                              |                 | -       |        | -                           | -                          | -                           |
| 43 | 80    | 18/19 Sideroad Sunnidale       | Concession 7 Sunnidale                       | Strongville Road                             | Rural                | Gravel                | 80         | 4                 | 1134               | 50-199          | 8                     | Mtce Resurface Gravel                      |                 | 22,700  |        | 22,700                      | 22,700                     | -                           |
| 44 | 350   | 21/22 Sideroad Nottawasaga     | Centre Line Road                             | Warrington Road                              | Rural                | Surface Treatment     | 80         | 6                 | 403                | 0-49            | 6                     | Rural Pulverize Gravel Single Lift Asphalt |                 | 52,400  |        | 52,400                      | 52,400                     | -                           |
| 45 | 347   | 21/22 Sideroad Nottawasaga     | 677m East of County Road 42                  | Warrington Road                              | Rural                | Gravel                | 80         | 6                 | 1627               | 0-49            | 8                     | Mtce Resurface Gravel                      |                 | 32,500  |        | 32,500                      | 32,500                     | -                           |
| 46 | 547   | 21/22 Sideroad Nottawasaga     | County Road 42                               | 677m East of County Road 42                  | Rural                | Asphalt               | 80         | 6                 | 677                | 0-49            | 6                     | Rural Pulverize Gravel Single Lift Asphalt |                 | 88,000  |        | 88,000                      | 88,000                     | -                           |
| 47 | 617   | 21/22 Sideroad Nottawasaga     | County Road 42                               | Fairgrounds Road South                       | Rural                | Gravel                | 80         | 4                 | 2648               | 50-199          | 8                     | Mtce Resurface Gravel                      |                 | 53,000  |        | 53,000                      | 53,000                     | -                           |
| 48 | 671   | 21/22 Sideroad Nottawasaga     | Fairgrounds Road South                       | Concession 6 South Nottawasaga               | Rural                | Gravel                | 80         | 4                 | 2747               | 50-199          | 7                     | Mtce Resurface Gravel                      |                 | 54,900  |        | 54,900                      | 54,900                     | -                           |
| 49 | 599   | 21/22 Sideroad Nottawasaga     | 711m East of County Road 124                 | Concession 6 South Nottawasaga               | Rural                | Gravel                | 80         | 6                 | 1367               | 0-49            | 7                     | Mtce Resurface Gravel                      |                 | 27,300  |        | 27,300                      | 27,300                     | -                           |
| 50 | 600   | 21/22 Sideroad Nottawasaga     | County Road 124                              | 711m East of County Road 124                 | Rural                | Earth                 | 80         | 6                 | 1412               | 0-49            | 5                     | None Required                              |                 | -       |        | -                           | -                          | -                           |
| 51 | 642   | 21/22 Sideroad Nottawasaga     | County Road 124                              | Concession 10 South Nottawasaga              | Rural                | Gravel                | 80         | 4                 | 2624               | 50-199          | 7                     | Mtce Resurface Gravel                      |                 | 52,500  |        | 52,500                      | 52,500                     | -                           |
| 52 | 830   | 21/22 Sideroad Nottawasaga     | Concession 10 South Nottawasaga              | West End                                     | Rural                | Gravel                | 80         | 6                 | 358                | 0-49            | 7                     | Mtce Resurface Gravel                      |                 | 7,200   |        | 7,200                       | 7,200                      | -                           |
| 53 | 607   | 26/27 Sideroad Nottawasaga     | 997m East of Osprey-Clearview Townline       | Concession 10 North Nottawasaga              | Rural                | Gravel                | 80         | 6                 | 1744               | 0-49            | 5                     | Rural Reconstruction Gravel                |                 | 847,600 | 70,000 | 917,600                     | 91,800                     | 825,800                     |
| 54 | 606   | 26/27 Sideroad Nottawasaga     | Osprey-Clearview Townline                    | 997m East of Osprey-Clearview Townline       | Rural                | Gravel                | 80         | 6                 | 997                | 0-49            | 5                     | Rural Reconstruction Gravel                |                 | 484,500 | 40,000 | 524,500                     | 52,500                     | 472,000                     |
| 55 | 848   | 27/28 Sideroad Nottawasaga     | Highway 26                                   | Fairgrounds Road North                       | Rural                | Gravel                | 80         | 4                 | 2611               | 200-499         | 7                     | Mtce Resurface Gravel                      |                 | 52,200  | 10,000 | 62,200                      | 62,200                     | -                           |
| 56 | 875   | 27/28 Sideroad Nottawasaga     | Concession 6 North Nottawasaga               | Fairgrounds Road North                       | Rural                | Gravel                | 80         | 4                 | 2760               | 50-199          | 8                     | Mtce Resurface Gravel                      |                 | 55,200  |        | 55,200                      | 55,200                     | -                           |
| 57 | 859   | 27/28 Sideroad Nottawasaga     | County Road 124                              | Concession 6 North Nottawasaga               | Rural                | Gravel                | 80         | 4                 | 2813               | 50-199          | 8                     | Mtce Resurface Gravel                      |                 | 56,300  |        | 56,300                      | 56,300                     | -                           |
| 58 | 918   | 3/4 Sideroad Nottawasaga       | County Road 42                               | 100m E of County Road 42                     | Semi-Urban           | Asphalt               | 80         | 4                 | 100                | 200-499         | 8                     | Mtce Crack Sealing                         |                 | 2,000   |        | 2,000                       | 2,000                      | -                           |
| 59 | 275   | 3/4 Sideroad Nottawasaga       | 100m E of County Road 42                     | Centre Line Road                             | Rural                | Asphalt               | 80         | 4                 | 2660               | 200-499         | 8                     | Mtce Crack Sealing                         |                 | 53,200  |        | 53,200                      | 53,200                     | -                           |
| 60 | 9     | 3/4 Sideroad Nottawasaga       | County Road 42                               | Concession 3 South Nottawasaga               | Rural                | Gravel                | 80         | 4                 | 1333               | 200-499         | 6                     | Mtce Resurface Gravel                      |                 | 26,700  |        | 26,700                      | 26,700                     | -                           |
| 61 | 592   | 3/4 Sideroad Nottawasaga       | Concession 5 South Nottawasaga               | Concession 6 South Nottawasaga               | Rural                | Gravel                | 80         | 6                 | 1365               | 0-49            | 6                     | Rural Ditching Base Gravel                 |                 | 75,100  |        | 75,100                      | 75,100                     | -                           |
| 62 | 217   | 3/4 Sideroad Sunnidale         | Highway 26                                   | Concession 10 Sunnidale                      | Rural                | Asphalt               | 80         | 3                 | 1369               | 1000-1999       | 6                     | Rural Pulverize Gravel Single Lift Asphalt |                 | 178,000 |        | 178,000                     | 178,000                    | -                           |
| 63 | 210   | 3/4 Sideroad Sunnidale         | Concession 9 Sunnidale                       | Concession 10 Sunnidale                      | Rural                | Asphalt               | 80         | 3                 | 1358               | 1000-1999       | 7                     | Rural Pulverize Gravel Single Lift Asphalt |                 | 176,500 |        | 176,500                     | 176,500                    | -                           |
| 64 | 312   | 3/4 Sideroad Sunnidale         | 1500m North of Concession 7 Sunnidale        | Concession 9 Sunnidale                       | Rural                | Asphalt               | 80         | 3                 | 1243               | 1000-1999       | 5                     | Rural Pulverize Gravel Single Lift Asphalt |                 | 161,600 |        | 161,600                     | 161,600                    | -                           |
| 65 | 926   | 3/4 Sideroad Sunnidale         | 1200m North of Concession 7 Sunnidale        | 1500m North of Concession 7 Sunnidale        | Rural                | Asphalt               | 80         | 3                 | 309                | 1000-1999       | 5                     | Rural Pulverize Gravel Single Lift Asphalt |                 | 40,200  |        | 40,200                      | 40,200                     | -                           |
| 66 | 925   | 3/4 Sideroad Sunnidale         | Concession 7 Sunnidale                       | 1200m North of Concession 7 Sunnidale        | Rural                | Asphalt               | 80         | 3                 | 1209               | 1000-1999       | 5                     | Rural Pulverize Gravel Single Lift Asphalt |                 | 157,200 |        | 157,200                     | 157,200                    | -                           |
| 67 | 128   | 3/4 Sideroad Sunnidale         | Conn 6 Sunnidale                             | Concession 7 Sunnidale                       | Rural                | Asphalt               | 80         | 3                 | 1380               | 1000-1999       | 6                     | Rural Pulverize Gravel Single Lift Asphalt |                 | 179,400 |        | 179,400                     | 179,400                    | -                           |
| 68 | 271   | 3/4 Sideroad Sunnidale         | Concession 6 Sunnidale                       | Concession 5 Sunnidale                       | Rural                | Asphalt               | 80         | 3                 | 1379               | 1000-1999       | 8                     | Mtce Crack Sealing                         |                 | 27,600  |        | 27,600                      | 27,600                     | -                           |
| 69 | 155   | 3/4 Sideroad Sunnidale         | County Road 9                                | Concession 5 Sunnidale                       | Rural                | Asphalt               | 80         | 3                 | 1198               | 1000-1999       | 8                     | Mtce Crack Sealing                         |                 | 24,000  |        | 24,000                      | 24,000                     | -                           |
| 70 | 131   | 3/4 Sideroad Sunnidale         | County Road 9                                | Concession 2 Sunnidale                       | Rural                | Asphalt               | 80         | 3                 | 1546               | 1000-1999       | 5                     | Rural Pulverize Gravel Single Lift Asphalt |                 | 201,000 |        | 201,000                     | 201,000                    | -                           |
| 71 | 93    | 3/4 Sideroad Sunnidale         | Concession 2 Sunnidale                       | Hogback Road                                 | Rural                | Asphalt               | 80         | 3                 | 2083               | 1000-1999       | 8                     | Mtce Crack Sealing                         |                 | 41,700  |        | 41,700                      | 41,700                     | -                           |
| 72 | 895   | 30/31 Sideroad Nottawasaga     | 2260m East of Fairgrounds Road N             | Highway 26                                   | Rural                | Gravel                | 80         | 6                 | 354                | 0-49            | 7                     | Mtce Resurface Gravel                      |                 | 7,100   |        | 7,100                       | 7,100                      | -                           |
| 73 | 894   | 30/31 Sideroad Nottawasaga     | Fairgrounds Road N                           | 2260m East of Fairgrounds Road N             | Unopened             | Earth                 | 80         | 6                 | 2262               | 0-49            | 5                     | None Required                              |                 | -       |        | -                           | -                          | -                           |
| 74 | 853   | 30/31 Sideroad Nottawasaga     | Fairgrounds Road                             | Fairgrounds Road                             | Rural                | Gravel                | 80         | 6                 |                    |                 |                       |  |                 |         |        |                             |                            |                             |

TOWNSHIP OF CLEARVIEW  
ROAD AND BRIDGE NEEDS STUDY 2019 - 2023  
ROAD INVENTORY

|     | C     | E                          | F   | G   | Z                    | AD                    | AE         | AG                | BK                 | BL              | BN                    | BQ   | BS                    | BT              | BU                          | BV                         | BW                          |
|-----|-------|----------------------------|---|---|----------------------|-----------------------|------------|-------------------|--------------------|-----------------|-----------------------|--|-----------------------|-----------------|-----------------------------|----------------------------|-----------------------------|
| 1   | GisID | Road Name                  | From                                      | To  | Roadside Environment | Surface Material 2018 | SpeedLimit | Maintenance Class | Section Length (m) | AADT Range 2018 | Condition Rating 2018 | Proposed Improvement Description                     | Improvement Cost (\$) | Other Cost (\$) | Total Improvement Cost (\$) | Township Share Improvement | Developer Share Improvement |
| 77  | 691   | 30/31 Sideroad Nottawasaga | County Road 124                           | East End                                    | Rural                | Asphalt               | 80         | 4                 | 251                | 50-199          | 8                     | Mtce Crack Sealing                                   | 5,000                 |                 | 5,000                       | 5,000                      | -                           |
| 78  | 822   | 30/31 Sideroad Nottawasaga | County Road 124                           | Concession 9 North Nottawasaga              | Rural                | Asphalt               | 80         | 4                 | 1367               | 200-499         | 7                     | Rural Pulverize Gravel Single Lift Asphalt           | 177,700               | 26,000          | 203,700                     | 203,700                    | -                           |
| 79  | 197   | 30/31 Sideroad Nottawasaga | Concession 10 North Nottawasaga           | Concession 9 North Nottawasaga              | Rural                | Asphalt               | 80         | 4                 | 1228               | 200-499         | 7                     | Rural Pulverize Gravel Single Lift Asphalt           | 159,600               | 24,000          | 183,600                     | 183,600                    | -                           |
| 80  | 411   | 30/31 Sideroad Nottawasaga | Collingwood-Clearview Townline            | Concession 10 North Nottawasaga Townline    | Rural                | Gravel                | 80         | 4                 | 2758               | 50-199          | 6                     | Rural Pulverize Gravel Single Lift Asphalt           | 358,500               | 50,000          | 408,500                     | 408,500                    | -                           |
| 81  | 809   | 33/34 Sideroad Nottawasaga | Fairgrounds Road North                    | Vancise Court                               | Rural                | Asphalt               | 80         | 3                 | 1191               | 1000-1999       | 7                     | Mtce Crack Sealing                                   | 23,800                |                 | 23,800                      | 23,800                     | -                           |
| 82  | 905   | 33/34 Sideroad Nottawasaga | Vancise Court                             | 210m East of Vancise Court                  | Rural                | Asphalt               | 80         | 3                 | 210                | 1000-1999       | 9                     | Mtce Crack Sealing                                   | 4,200                 |                 | 4,200                       | 4,200                      | -                           |
| 83  | 703   | 33/34 Sideroad Nottawasaga | Concession 5 North Nottawasaga            | Fairgrounds Road North                      | Rural                | Surface Treatment     | 80         | 3                 | 1358               | 1000-1999       | 6                     | Rural Pulverize Gravel Single Lift Asphalt           | 176,500               |                 | 176,500                     | 176,500                    | -                           |
| 84  | 878   | 33/34 Sideroad Nottawasaga | Concession 6 North Nottawasaga            | Concession 5 North Nottawasaga              | Rural                | Asphalt               | 80         | 3                 | 1382               | 1000-1999       | 6                     | Rural Pulverize Gravel Single Lift Asphalt           | 179,700               |                 | 179,700                     | 179,700                    | -                           |
| 85  | 897   | 33/34 Sideroad Nottawasaga | Concession 6 North Nottawasaga            | County Road 124                             | Rural                | Asphalt               | 60         | 4                 | 2836               | 1000-1999       | 6                     | Rural Pulverize Gravel Single Lift Asphalt           | 368,700               |                 | 368,700                     | 368,700                    | -                           |
| 86  | 562   | 33/34 Sideroad Nottawasaga | Concession 10 North Nottawasaga           | County Road 124                             | Rural                | Asphalt               | 80         | 4                 | 2621               | 500-999         | 6                     | Rural Pulverize Gravel Single Lift Asphalt           | 340,700               |                 | 340,700                     | 340,700                    | -                           |
| 87  | 433   | 33/34 Sideroad Nottawasaga | Concession 11 North Nottawasaga           | Concession 10 North Nottawasaga             | Rural                | Asphalt               | 80         | 4                 | 1361               | 500-999         | 8                     | Mtce Crack Sealing                                   | 27,200                |                 | 27,200                      | 27,200                     | -                           |
| 88  | 432   | 33/34 Sideroad Nottawasaga | Blue Mountains-Clearview Townline         | Concession 10 North Nottawasaga             | Rural                | Asphalt               | 80         | 4                 | 1388               | 500-999         | 8                     | Mtce Crack Sealing                                   | 27,800                |                 | 27,800                      | 27,800                     | -                           |
| 89  | 884   | 36/37 Sideroad Nottawasaga | Concession 5 North Nottawasaga            | 530m East of Concession 5 North Nottawasaga | Rural                | Surface Treatment     | 80         | 6                 | 523                | 0-49            | 7                     | Mtce Crack Sealing                                   | 10,500                |                 | 10,500                      | 10,500                     | -                           |
| 90  | 700   | 36/37 Sideroad Nottawasaga | Concession 6 North Nottawasaga            | Concession 5 North Nottawasaga              | Rural                | Asphalt               | 80         | 4                 | 1371               | 500-999         | 7                     | Rural Pulverize Gravel Single Lift Asphalt           | 178,200               |                 | 178,200                     | 178,200                    | -                           |
| 91  | 828   | 36/37 Sideroad Nottawasaga | Concession 6 North Nottawasaga            | Townley Street                              | Rural                | Asphalt               | 80         | 4                 | 2712               | 500-999         | 8                     | Mtce Crack Sealing                                   | 54,200                |                 | 54,200                      | 54,200                     | -                           |
| 92  | 948   | 36/37 Sideroad Nottawasaga | 2300m Concession 10 North Nottawasaga     | County Road 124                             | Rural                | Asphalt               | 50         | 5                 | 372                | 500-999         | 6                     | Semi Urban Pulverize Gravel Single Lift Asphalt      | 69,900                |                 | 69,900                      | 69,900                     | -                           |
| 93  | 870   | 36/37 Sideroad Nottawasaga | County Road 124                           | Townley Street                              | Urban                | Asphalt               | 50         | 5                 | 120                | 1000-1999       | 8                     | Mtce Crack Sealing                                   | 2,400                 |                 | 2,400                       | 2,400                      | -                           |
| 94  | 807   | 36/37 Sideroad Nottawasaga | Concession 10 North Nottawasaga           | 2300m East of Concession 10 North Nottawa   | Rural                | Asphalt               | 50         | 5                 | 2298               | 500-999         | 8                     | Mtce Crack Sealing                                   | 46,000                |                 | 46,000                      | 46,000                     | -                           |
| 95  | 276   | 36/37 Sideroad Nottawasaga | 375m West of Concession 10 North Nottawa  | Concession 10 North Nottawasaga             | Rural                | Asphalt               | 80         | 4                 | 375                | 500-999         | 6                     | Rural Pulverize Gravel Single Lift Asphalt           | 48,800                |                 | 48,800                      | 48,800                     | -                           |
| 96  | 817   | 36/37 Sideroad Nottawasaga | Concession 11 North Nottawasaga           | 375m West of Concession 10 North Nottawa    | Rural                | Asphalt               | 80         | 4                 | 995                | 500-999         | 6                     | Rural Pulverize Gravel Single Lift Asphalt           | 129,400               |                 | 129,400                     | 129,400                    | -                           |
| 97  | 921   | 36/37 Sideroad Nottawasaga | Collingwood-Clearview Townline            | Concession 11 North Nottawasaga             | Rural                | Asphalt               | 80         | 4                 | 930                | 500-999         | 6                     | Rural Pulverize Gravel Single Lift Asphalt           | 120,900               |                 | 120,900                     | 120,900                    | -                           |
| 98  | 906   | 36/37 Sideroad Nottawasaga | Osler Bluff Road                          | 43m West of Osler Bluff Road                | Rural                | Surface Treatment     | 80         | 6                 | 43                 | 0-49            | 8                     | Mtce Resurface Gravel                                | 900                   |                 | 900                         | 900                        | -                           |
| 99  | 892   | 36/37 Sideroad Nottawasaga | 43m West of Osler Bluff Road              | Collingwood-Clearview Townline              | Unopened             | Earth                 | 80         | 6                 | 398                | 0-49            | 5                     | None Required  | -                     |                 | -                           | -                          | -                           |
| 100 | 327   | 6/7 Sideroad Nottawasaga   | County Road 42                            | East End                                    | Unopened             | Earth                 | 80         | 6                 | 2016               | 0-49            | 5                     | None Required  | -                     |                 | -                           | -                          | -                           |
| 101 | 66    | 6/7 Sideroad Nottawasaga   | County Road 42                            | Concession 3 South Nottawasaga              | Rural                | Asphalt               | 80         | 4                 | 1317               | 500-999         | 7                     | Mtce Crack Sealing                                   | 26,300                |                 | 26,300                      | 26,300                     | -                           |
| 102 | 456   | 6/7 Sideroad Nottawasaga   | Collingwood Street                        | Concession 5 South Nottawasaga              | Rural                | Gravel                | 80         | 6                 | 1365               | 0-49            | 8                     | Mtce Resurface Gravel                                | 27,300                |                 | 27,300                      | 27,300                     | -                           |
| 103 | 570   | 6/7 Sideroad Nottawasaga   | Concession 5 South Nottawasaga            | Concession 6 South Nottawasaga              | Rural                | Gravel                | 80         | 6                 | 1363               | 0-49            | 8                     | Mtce Resurface Gravel                                | 27,300                |                 | 27,300                      | 27,300                     | -                           |
| 104 | 922   | 6/7 Sideroad Nottawasaga   | 2km East of County Road 9                 | Concession 6 South Nottawasaga              | Rural                | Gravel                | 80         | 6                 | 134                | 0-49            | 8                     | Mtce Resurface Gravel                                | 2,700                 |                 | 2,700                       | 2,700                      | -                           |
| 105 | 10    | 6/7 Sideroad Nottawasaga   | County Road 9                             | 2000m East of County Road 9                 | Unopened             | Earth                 | 80         | 6                 | 2073               | 0-49            | 5                     | None Required  | -                     |                 | -                           | -                          | -                           |
| 106 | 579   | 6/7 Sideroad Nottawasaga   | 2050m East of Concession 10 South Nottawa | County Road 9                               | Rural                | Asphalt               | 80         | 4                 | 444                | 200-499         | 6                     | Rural Pulverize Gravel Single Lift Asphalt           | 57,700                |                 | 57,700                      | 57,700                     | -                           |
| 107 | 573   | 6/7 Sideroad Nottawasaga   | Concession 10 South Nottawasaga           | 2050m East of Concession 10 South Nottawa   | Rural                | Gravel                | 80         | 4                 | 2048               | 50-199          | 8                     | Mtce Resurface Gravel                                | 41,000                |                 | 41,000                      | 41,000                     | -                           |
| 108 | 687   | 6/7 Sideroad Nottawasaga   | Concession 10 South Nottawasaga           | Concession 11 South Nottawasaga             | Rural                | Gravel                | 80         | 4                 | 1353               | 50-199          | 8                     | Mtce Resurface Gravel                                | 27,100                |                 | 27,100                      | 27,100                     | -                           |
| 109 | 684   | 6/7 Sideroad Nottawasaga   | County Road 124                           | Concession 11 South Nottawasaga             | Rural                | Gravel                | 80         | 4                 | 1338               | 50-199          | 8                     | Mtce Resurface Gravel                                | 26,800                |                 | 26,800                      | 26,800                     | -                           |
| 110 | 79    | 6/7 Sideroad Sunnidale     | Concession 9 Sunnidale                    | North End                                   | Rural                | Gravel                | 80         | 6                 | 483                | 0-49            | 8                     | Mtce Resurface Gravel                                | 9,700                 |                 | 9,700                       | 9,700                      | -                           |
| 111 | 314   | 6/7 Sideroad Sunnidale     | Concession 7 Sunnidale                    | Concession 9 Sunnidale                      | Rural                | Gravel                | 80         | 6                 | 2750               | 0-49            | 8                     | Mtce Resurface Gravel                                | 55,000                |                 | 55,000                      | 55,000                     | -                           |
| 112 | 118   | 6/7 Sideroad Sunnidale     | Concession 7 Sunnidale                    | Concession 6 Sunnidale                      | Rural                | Gravel                | 80         | 6                 | 1362               | 0-49            | 7                     | Mtce Resurface Gravel                                | 27,200                |                 | 27,200                      | 27,200                     | -                           |
| 113 | 514   | 6/7 Sideroad Sunnidale     | Concession 6 Sunnidale                    | South End                                   | Rural                | Gravel                | 80         | 6                 | 261                | 0-49            | 8                     | Mtce Resurface Gravel                                | 5,200                 |                 | 5,200                       | 5,200                      | -                           |
| 114 | 488   | 6/7 Sideroad Sunnidale     | Concession 2 Sunnidale                    | Hogback Road                                | Rural                | Earth                 | 80         | 6                 | 356                | 0-49            | 5                     | None Required  | -                     |                 | -                           | -                          | -                           |
| 115 | 13    | 6/7 Sideroad Sunnidale     | Hogback Road                              | 564m North of Hogback Road                  | Rural                | Gravel                | 80         | 6                 | 564                | 0-49            | 7                     | Mtce Resurface Gravel                                | 11,300                |                 | 11,300                      | 11,300                     | -                           |
| 116 | 95    | 6/7 Sideroad Sunnidale     | Hogback Road                              | Fawn Crescent                               | Rural                | Asphalt               | 80         | 4                 | 1262               | 200-499         | 5                     | Rural Pulverize Gravel Single Lift Asphalt           | 164,100               |                 | 164,100                     | 164,100                    | -                           |
| 117 | 318   | 6/7 Sideroad Sunnidale     | Fawn Crescent                             | Fawn Crescent                               | Rural                | Asphalt               | 80         | 4                 | 347                | 200-499         | 6                     | Rural Pulverize Gravel Single Lift Asphalt           | 45,100                |                 | 45,100                      | 45,100                     | -                           |
| 118 | 184   | 6/7 Sideroad Sunnidale     | Fawn Crescent                             | Sunnidale - Tosorontio Townline             | Rural                | Asphalt               | 80         | 4                 | 206                | 200-499         | 7                     | Rural Pulverize Gravel Single Lift Asphalt           | 26,800                |                 | 26,800                      | 26,800                     | -                           |
| 119 | 65    | 9/10 Sideroad Nottawasaga  | County Road 9                             | Concession 8 South Nottawasaga              | Rural                | Gravel                | 80         | 4                 | 2194               | 50-199          | 8                     | Mtce Resurface Gravel                                | 43,900                |                 | 43,900                      | 43,900                     | -                           |
| 120 | 610   | 9/10 Sideroad Nottawasaga  | Concession 8 South Nottawasaga            | Concession 8 South Nottawasaga              | Rural                | Gravel                | 80         | 4                 | 194                | 50-199          | 8                     | Mtce Resurface Gravel                                | 3,900                 |                 | 3,900                       | 3,900                      | -                           |
| 121 | 649   | 9/10 Sideroad Nottawasaga  | 1130m East of Concession 10 South Nottawa | Concession 8 South Nottawasaga              | Rural                | Earth                 | 50         | 6                 | 1167               | 0-49            | 5                     | None Required  | -                     |                 | -                           | -                          | -                           |
| 122 | 804   | 9/10 Sideroad Nottawasaga  | Concession 10 South Nottawasaga           | 1130m East of Concession 10 South Nottawa   | Rural                | Gravel                | 80         | 6                 | 1137               | 0-49            | 7                     | Mtce Resurface Gravel                                | 22,700                |                 | 22,700                      | 22,700                     | -                           |
| 123 | 567   | 9/10 Sideroad Nottawasaga  | Concession 10 South Nottawasaga           | Concession 11 South Nottawasaga             | Rural                | Earth                 | 50         | 6                 | 1358               | 0-49            | 5                     | None Required  | -                     |                 | -                           | -                          | -                           |
| 124 | 405   | 9/10 Sideroad Sunnidale    | 2450m North of Concession 7 Sunnidale     | Concession 9 Sunnidale                      | Rural                | Gravel                | 80         | 6                 | 366                | 0-49            | 8                     | Mtce Resurface Gravel                                | 7,300                 |                 | 7,300                       | 7,300                      | -                           |
| 125 | 353   | 9/10 Sideroad Sunnidale    | 813m North of Concession 7 Sunnidale      | 2450m North of Concession 7 Sunnidale       | Rural                | Gravel                | 80         | 6                 | 1644               | 0-49            | 5                     | None Required  | -                     |                 | -                           | -                          | -                           |
| 126 | 315   | 9/10 Sideroad Sunnidale    | Concession 7 Sunnidale                    | 813m North of Concession 7 Sunnidale        | Rural                | Gravel                | 80         | 6                 | 813                | 0-49            | 7                     | Mtce Resurface Gravel                                | 16,300                |                 | 16,300                      | 16,300                     | -                           |
| 127 | 224   | 9/10 Sideroad Sunnidale    | Concession 7 Sunnidale                    | Creemore Avenue                             | Rural                | Asphalt               | 80         | 4                 | 929                | 50-199          | 6                     | Rural Pulverize Gravel Single Lift Asphalt           | 120,800               |                 | 120,800                     | 120,800                    | -                           |
| 128 | 130   | 9/10 Sideroad Sunnidale    | Concession 5 Sunnidale                    | Creemore Avenue                             | Rural                | Asphalt               | 80         | 4                 | 1809               | 50-199          | 6                     | Rural Pulverize Gravel Single Lift Asphalt           | 235,200               |                 | 235,200                     | 235,200                    | -                           |
| 129 | 154   | 9/10 Sideroad Sunnidale    | Hogback Road                              | Concession 2 Sunnidale                      | Rural                | Gravel                | 80         | 4                 | 1041               | 50-199          | 8                     | Mtce Resurface Gravel                                | 20,800                |                 | 20,800                      | 20,800                     | -                           |
| 130 | 401   | 9/10 Sideroad Sunnidale    | Sunnidale-Tosorontio Townline             | North End                                   | Rural                | Gravel                | 80         | 6                 | 1371               | 0-49            | 8                     | Mtce Resurface Gravel                                | 27,400                |                 | 27,400                      | 27,400                     | -                           |
| 131 | 368   | Aspen Ridge Drive          | Atkinson Street                           | Sutherland Street                           | Urban                | Asphalt               | 50         | 6                 | 283                | 50-199          | 9                     | Mtce Crack Sealing                                   | 5,700                 |                 | 5,700                       | 5,700                      | -                           |
| 132 | 303   | Atkinson Street            | Centre Street                             | Aspen Ridge Drive                           | Urban                | Asphalt               | 50         | 6                 | 113                | 50-199          | 9                     | Mtce Crack Sealing                                   | 2,300                 |                 | 2,300                       | 2,300                      | -                           |
| 133 | 302A  | Atkinson Street            | 90m South of Aspen Ridge Drive            | Sutherland Street                           | Urban                | Asphalt Base          | 50         | 6                 | 305                | 50-199          | 8                     | Urban Overlay Mill Single Lift Asphalt               | 61,000                |                 | 61,000                      |                            | 61,000                      |
| 134 | 302   | Atkinson Street            | Aspen Ridge Drive                         | 90m South of Aspen Ridge Drive              | Urban                | Asphalt Base          | 50         | 6                 | 90                 | 50-199          | 8                     | Urban Overlay Mill Single Lift Asphalt               | 18,000                |                 | 18,000                      |                            | 18,000                      |
| 135 | 845   | Batteaux Road              | 492m East of Townley Street               | Concession 6 North Nottawasaga              | Rural                | Asphalt               | 60         | 4                 | 2171               | 1000-1999       | 8                     | Mtce Crack Sealing                                   | 43,400                |                 | 43,400                      | 43,400                     | -                           |
| 136 | 947   | Batteaux Road              | Townley Street                            | 492m East of Townley Street                 | Semi-Urban           | Asphalt               | 60         | 4                 | 492                | 1000-1999       | 8                     | Mtce Crack Sealing                                   | 9,800                 |                 | 9,800                       | 9,800                      | -                           |
| 137 | 624   | Batteaux Road              | County Road 124                           | Townley Street                              | Semi-Urban           | Asphalt               | 50         | 5                 | 122                | 1000-1999       | 7                     | Mtce Crack Sealing                                   | 2,400                 |                 | 2,400                       | 2,400                      | -                           |
| 138 | 418   | Beech Street               | Pine Street                               | Cedar Street                                | Urban                | Asphalt               | 60         | 4                 | 126                | 1000-1999       | 6                     | Semi Urban Pulverize Gravel Single Lift Asphalt      | 23,700                |                 | 23,700                      | 23,700                     | -                           |
| 139 | 486   | Beech Street               | Cedar Street                              | County Road 42                              | Urban                | Asphalt               | 60         | 4                 | 300                | 1000-1999       | 6                     | Semi Urban Pulverize Gravel Single Lift Asphalt      | 56,400                |                 | 56,400                      | 56,400                     | -                           |
| 140 | 915   | Birchwood Boulevard        | Wyant Road                                | North End                                   | Semi-Urban           | Asphalt               | 50         | 6                 | 80                 | 50-199          | 4                     | Urban Reconstruction Storm Sewer Double Lift Asphalt | 132,800               |                 | 132,800                     | 132,800                    | -                           |
| 141 | 422   | Birchwood Boulevard        | Wyant Road                                | Murray Crescent                             | Semi-Urban           | Asphalt               | 50         | 6                 | 252                | 50-199          | 6                     | Urban Reconstruction Storm Sewer Double Lift Asphalt | 418,300               |                 | 418,300                     | 418,300                    | -                           |
| 142 | 529   | Birchwood Boulevard        | Murray Crescent                           | Locke Avenue                                | Semi-Urban           | Asphalt               | 50         | 6                 | 111                | 50-199          | 6                     | Urban Reconstruction Storm Sewer Double Lift Asphalt | 184,300               |                 | 184,300                     | 184,300                    | -                           |
| 143 | 900   | Blackburn Avenue           | Gleason Road                              | East End                                    | Semi-Urban           | Asphalt               | 50         | 6                 | 377                | 50-199          | 8                     | Mtce Crack Sealing                                   | 7,500                 |                 | 7,500                       | 7,500                      | -                           |
| 144 | 820   | Blackburn Avenue           | Wagner Road                               | Gleason Road                                | Semi-Urban           | Asphalt               | 50         | 6                 | 249                | 50-199          | 8                     | Mtce Crack Sealing                                   | 5,000                 |                 | 5,000                       | 5,000                      | -                           |
| 145 | 818   | Blackburn Avenue           | Wagner Road                               | West End                                    | Semi-Urban           | Asphalt               | 50         | 6                 | 203                | 50-199          | 7                     | Mtce Crack Sealing                                   | 4,100                 |                 | 4,100                       | 4,100                      | -                           |
| 146 | 52    | Brock Street               | Elm Street                                | Highway 26                                  | Urban                | Asphalt               | 50         | 6                 | 491                | 50-199          | 8                     | Semi Urban Spot Improvement Single Lift Asphalt      | 78,600                |                 | 78,600                      | 78,600                     | -                           |
| 147 | 448   | Brock Street               | Highway 26                                | Elm Street                                  | Urban                | Asphalt               | 50         | 5                 | 238                | 200-499         | 7                     | Semi Urban Pulverize Gravel Single Lift Asphalt      | 44,700                |                 | 44,700                      | 44,700                     | -                           |
| 148 | 127   | Bronze Bird Crescent       | Whitetail Drive                           | Whitetail Drive                             | Semi-Urban           | Asphalt               | 50         | 6                 | 606                | 0-49            | 8                     | Semi Urban Spot Improvement Single Lift Asphalt      | 97,000                |                 | 97,000                      | 97,000                     | -                           |
| 149 | 616   | Brown Boulevard            | County Road 91                            | Sydenham Trail East                         | Semi-Urban           | Asphalt               | 50         | 6                 | 334                | 0-49            | 7                     | Mtce Crack Sealing                                   | 6,700                 |                 | 6,700                       | 6,700                      | -                           |
| 150 | 888   | Buckingham Boulevard       | Sixth Street                              | Sixth Street                                | Rural                | Asphalt               | 50         | 6                 | 500                | 0-49            | 7                     | Semi Urban Pulverize Gravel Single Lift Asphalt      | 94,                   |                 |                             |                            |                             |

TOWNSHIP OF CLEARVIEW  
ROAD AND BRIDGE NEEDS STUDY 2019 - 2023  
ROAD INVENTORY

|     |       | C                  | E                                       | F  | G                    | Z                     | AD         | AE                | AG                 | BK              | BL                    | BN   | BQ      | BS                    | BT              | BU                          | BV                         | BW                          |
|-----|-------|--------------------|---|--|----------------------|-----------------------|------------|-------------------|--------------------|-----------------|-----------------------|--|---------|-----------------------|-----------------|-----------------------------|----------------------------|-----------------------------|
| 1   | GisID | Road Name          | From                                    | To                                       | Roadside Environment | Surface Material 2018 | SpeedLimit | Maintenance Class | Section Length (m) | AADT Range 2018 | Condition Rating 2018 | Proposed Improvement Description                     |         | Improvement Cost (\$) | Other Cost (\$) | Total Improvement Cost (\$) | Township Share Improvement | Developer Share Improvement |
| 151 | 877   | Buist Street       | Melville Street                         | County Road 124                          | Semi-Urban           | Asphalt               | 50         | 6                 | 123                | 0-49            | 8                     | Mtce Crack Sealing                                   | 2,500   |                       | 2,500           | 2,500                       | -                          |                             |
| 152 | 899   | Buist Street       | County Road 124                         | 240m W. of County Road 124               | Semi-Urban           | Asphalt               | 50         | 6                 | 51                 | 0-49            | 8                     | Mtce Crack Sealing                                   | 1,000   |                       | 1,000           | 1,000                       | -                          |                             |
| 153 | 857   | Buist Street       | Mountain View Court                     | West End                                 | Semi-Urban           | Asphalt               | 50         | 6                 | 69                 | 0-49            | 8                     | Mtce Crack Sealing                                   | 1,400   |                       | 1,400           | 1,400                       | -                          |                             |
| 154 | 949   | Caddo Drive        | Concession 10 North Nottawasaga         | 211m West of Concession 10 North Nottawa | Rural                | Asphalt               | 50         | 6                 | 211                | 0-49            | 7                     | Semi Urban Pulverize Gravel Single Lift Asphalt      | 39,700  |                       | 39,700          | 39,700                      | -                          |                             |
| 155 | 598   | Caddo Drive        | Sixth Street                            | 211m West of Concession 10 North Nottawa | Rural                | Earth                 | 50         | 6                 | 328                | 0-49            | 5                     | None Required  | -       |                       | -               | -                           | -                          |                             |
| 156 | 220   | Caroline Street E  | Library Street                          | Mary Street                              | Urban                | Asphalt               | 50         | 5                 | 222                | 200-499         | 8                     | Mtce Crack Sealing                                   | 4,400   |                       | 4,400           | 4,400                       | -                          |                             |
| 157 | 82    | Caroline Street E  | Caroline Street E                       | Library Street                           | Urban                | Asphalt               | 50         | 5                 | 105                | 500-999         | 8                     | Mtce Crack Sealing                                   | 2,100   |                       | 2,100           | 2,100                       | -                          |                             |
| 158 | 265   | Caroline Street E  | Mill Street                             | Caroline Street E                        | Urban                | Asphalt               | 50         | 5                 | 92                 | 500-999         | 8                     | Mtce Crack Sealing                                   | 1,800   |                       | 1,800           | 1,800                       | -                          |                             |
| 159 | 266   | Caroline Street E  | Caroline Street East                    | Library Street                           | Urban                | Asphalt               | 50         | 6                 | 117                | 50-199          | 8                     | Mtce Crack Sealing                                   | 2,300   |                       | 2,300           | 2,300                       | -                          |                             |
| 160 | 261   | Caroline Street W  | Collingwood Street                      | Mill Street                              | Urban                | Asphalt               | 50         | 5                 | 268                | 200-499         | 10                    | None Required  | -       |                       | -               | -                           | -                          |                             |
| 161 | 69    | Caroline Street W  | Collingwood Street                      | Sarah Street                             | Urban                | Asphalt               | 50         | 5                 | 251                | 200-499         | 8                     | Semi Urban Spot Improvement Single Lift Asphalt      | 40,200  |                       | 40,200          | 40,200                      | -                          |                             |
| 162 | 231   | Caroline Street W  | 1800m North of 6/7 Sideroad Nottawasaga | Sarah Street                             | Semi-Urban           | Asphalt               | 50         | 5                 | 504                | 200-499         | 9                     | None Required  | -       |                       | -               | -                           | -                          |                             |
| 163 | 927   | Caroline Street W  | 1400m North of 6/7 Sideroad Nottawasaga | 1800m North of 6/7 Sideroad Nottawasaga  | Rural                | Gravel                | 80         | 4                 | 394                | 200-499         | 8                     | Mtce Resurface Gravel                                | 7,900   |                       | 7,900           | 7,900                       | -                          |                             |
| 164 | 455   | Carruthers Street  | County Road 42                          | Fisher Street                            | Semi-Urban           | Asphalt               | 60         | 6                 | 208                | 0-49            | 6                     | Mtce Dina Patch and Slurry Seal                      | 9,200   |                       | 9,200           | 9,200                       | -                          |                             |
| 165 | 478   | Catherine Street   | Highway 26                              | Point Street                             | Urban                | Asphalt               | 50         | 5                 | 121                | 1000-1999       | 6                     | Semi Urban Pulverize Gravel Single Lift Asphalt      | 22,700  |                       | 22,700          | 22,700                      | -                          |                             |
| 166 | 309   | Cedar Street       | Beech Street                            | William Street                           | Urban                | Asphalt               | 50         | 5                 | 146                | 200-499         | 7                     | Semi Urban Pulverize Gravel Single Lift Asphalt      | 27,400  |                       | 27,400          | 27,400                      | -                          |                             |
| 167 | 487   | Cedar Street       | John Street                             | Beech Street                             | Urban                | Asphalt               | 50         | 5                 | 121                | 200-499         | 7                     | Semi Urban Pulverize Gravel Single Lift Asphalt      | 22,700  |                       | 22,700          | 22,700                      | -                          |                             |
| 168 | 171   | Cedar Street       | Charles Street                          | John Street                              | Urban                | Asphalt               | 50         | 5                 | 123                | 200-499         | 7                     | Semi Urban Pulverize Gravel Single Lift Asphalt      | 23,100  |                       | 23,100          | 23,100                      | -                          |                             |
| 169 | 430   | Centre Line Road   | Sunnidale Street                        | Highway 26                               | Rural                | Asphalt               | 80         | 3                 | 122                | 2000-2999       | 6                     | Rural Pulverize Gravel Single Lift Asphalt           | 15,900  |                       | 15,900          | 15,900                      | -                          |                             |
| 170 | 554   | Centre Line Road   | Concession 10 Sunnidale                 | Sunnidale Street                         | Rural                | Asphalt               | 80         | 3                 | 1454               | 1000-1999       | 6                     | Rural Pulverize Gravel Single Lift Asphalt           | 189,000 |                       | 189,000         | 189,000                     | -                          |                             |
| 171 | 352   | Centre Line Road   | 21/22 Sideroad Nottawasaga              | Concession 10 Sunnidale                  | Rural                | Asphalt               | 80         | 3                 | 48                 | 1000-1999       | 6                     | Rural Pulverize Gravel Single Lift Asphalt           | 6,200   |                       | 6,200           | 6,200                       | -                          |                             |
| 172 | 351   | Centre Line Road   | Warrington Road                         | 21/22 Sideroad Nottawasaga               | Rural                | Asphalt               | 80         | 3                 | 458                | 2000-2999       | 6                     | Rural Pulverize Gravel Single Lift Asphalt           | 59,500  |                       | 59,500          | 59,500                      | -                          |                             |
| 173 | 375   | Centre Line Road   | Concession 9 Sunnidale                  | Warrington Road                          | Rural                | Asphalt               | 80         | 3                 | 865                | 2000-2999       | 5                     | Rural Pulverize Gravel Single Lift Asphalt           | 112,500 |                       | 112,500         | 112,500                     | -                          |                             |
| 174 | 437A  | Centre Line Road   | 18/19 Sideroad Nottawasaga              | Concession 9 Sunnidale                   | Rural                | Asphalt               | 80         | 3                 | 535                | 2000-2999       | 6                     | Rural Pulverize Gravel Single Lift Asphalt           | 69,600  |                       | 69,600          | 69,600                      | -                          |                             |
| 175 | 437   | Centre Line Road   | 15/16 Sideroad Nottawasaga              | 18/19 Sideroad Nottawasaga               | Rural                | Asphalt               | 80         | 3                 | 1827               | 2000-2999       | 6                     | Rural Pulverize Gravel Single Lift Asphalt           | 237,500 |                       | 237,500         | 237,500                     | -                          |                             |
| 176 | 644   | Centre Line Road   | Concession 7 Sunnidale                  | 15/16 Sideroad Nottawasaga               | Rural                | Asphalt               | 80         | 3                 | 394                | 2000-2999       | 7                     | Rural Pulverize Gravel Single Lift Asphalt           | 51,200  |                       | 51,200          | 51,200                      | -                          |                             |
| 177 | 641   | Centre Line Road   | Concession 6 Sunnidale                  | Concession 7 Sunnidale                   | Rural                | Asphalt               | 80         | 3                 | 1371               | 2000-2999       | 6                     | Rural Pulverize Gravel Single Lift Asphalt           | 178,200 |                       | 178,200         | 178,200                     | -                          |                             |
| 178 | 856   | Centre Line Road   | 12/13 Sideroad Nottawasaga              | Concession 6 Sunnidale                   | Rural                | Asphalt               | 80         | 3                 | 63                 | 2000-2999       | 6                     | Rural Pulverize Gravel Single Lift Asphalt           | 8,200   |                       | 8,200           | 8,200                       | -                          |                             |
| 179 | 855   | Centre Line Road   | Concession 5 Sunnidale                  | 12/13 Sideroad Nottawasaga               | Rural                | Asphalt               | 80         | 3                 | 1305               | 2000-2999       | 6                     | Rural Pulverize Gravel Single Lift Asphalt           | 169,700 |                       | 169,700         | 169,700                     | -                          |                             |
| 180 | 51    | Centre Line Road   | County Road 9                           | Concession 5 Sunnidale                   | Rural                | Asphalt               | 80         | 3                 | 469                | 2000-2999       | 6                     | Rural Pulverize Gravel Single Lift Asphalt           | 61,000  |                       | 61,000          | 61,000                      | -                          |                             |
| 181 | 152   | Centre Line Road   | County Road 9                           | Concession 2 Sunnidale                   | Rural                | Asphalt               | 80         | 3                 | 2264               | 2000-2999       | 5                     | Rural Pulverize Gravel Single Lift Asphalt           | 294,300 |                       | 294,300         | 147,000                     | 147,300                    |                             |
| 182 | 233   | Centre Line Road   | Concession 2 Sunnidale                  | 3/4 Sideroad Nottawasaga                 | Rural                | Asphalt               | 80         | 3                 | 1474               | 2000-2999       | 7                     | Rural Pulverize Gravel Single Lift Asphalt           | 191,600 |                       | 191,600         | 96,000                      | 95,600                     |                             |
| 183 | 278   | Centre Line Road   | 3/4 Sideroad Nottawasaga                | Webster Road                             | Rural                | Asphalt               | 80         | 3                 | 145                | 2000-2999       | 7                     | Rural Pulverize Gravel Single Lift Asphalt           | 18,900  |                       | 18,900          | 18,900                      | -                          |                             |
| 184 | 8     | Centre Line Road   | Mulmur-Nottawasaga Townline             | Webster Road                             | Rural                | Asphalt               | 80         | 3                 | 1690               | 1000-1999       | 7                     | Mtce Crack Sealing                                   | 33,800  |                       | 33,800          | 33,800                      | -                          |                             |
| 185 | 211   | Centre Street      | County Road 42                          | Sutherland Street                        | Urban                | Asphalt               | 50         | 5                 | 120                | 200-499         | 9                     | Mtce Crack Sealing                                   | 2,400   |                       | 2,400           | 2,400                       | -                          |                             |
| 186 | 165   | Centre Street      | 175m East of Atkinson Street            | Sutherland Street                        | Urban                | Asphalt               | 50         | 5                 | 106                | 200-499         | 9                     | Mtce Crack Sealing                                   | 2,100   |                       | 2,100           | 2,100                       | -                          |                             |
| 187 | 505   | Centre Street      | 55m West of Atkinson Street             | Atkinson Street                          | Urban                | Asphalt Base          | 50         | 6                 | 55                 | 50-199          | 6                     | Urban Overlay Mill Single Lift Asphalt               | 11,000  |                       | 11,000          | 1,100                       | 9,900                      |                             |
| 188 | 166   | Centre Street      | Atkinson Street                         | 175m East of Atkinson Street             | Urban                | Asphalt Base          | 50         | 5                 | 175                | 200-499         | 6                     | Urban Overlay Mill Single Lift Asphalt               | 35,000  |                       | 35,000          | 3,500                       | 31,500                     |                             |
| 189 | 863A  | Centre Street      | Coates Drive                            | 55m West of Atkinson Street              | Urban                | Asphalt               | 50         | 6                 | 195                | 50-199          | 6                     | Urban Reconstruction Storm Sewer Double Lift Asphalt | 323,700 |                       | 323,700         | 32,400                      | 291,300                    |                             |
| 190 | 910   | Centre Street      | Side Street                             | 40m West of Coates Drive                 | Semi-Urban           | Asphalt               | 50         | 6                 | 189                | 50-199          | 6                     | Urban Reconstruction Storm Sewer Double Lift Asphalt | 313,700 |                       | 313,700         | 31,400                      | 282,300                    |                             |
| 191 | 863   | Centre Street      | 40m West of Coates Drive                | Coates Drive                             | Urban                | Asphalt               | 50         | 6                 | 40                 | 50-199          | 6                     | Urban Reconstruction Storm Sewer Double Lift Asphalt | 66,400  |                       | 66,400          | 6,600                       | 59,800                     |                             |
| 192 | 55    | Charles Street     | Cherry Street                           | Thomas Street                            | Urban                | Asphalt               | 50         | 6                 | 124                | 50-199          | 9                     | Mtce Crack Sealing                                   | 2,500   |                       | 2,500           | 2,500                       | -                          |                             |
| 193 | 495   | Charles Street     | Ontario Street                          | Cherry Street                            | Urban                | Asphalt               | 50         | 6                 | 161                | 50-199          | 7                     | Mtce Crack Sealing                                   | 3,200   |                       | 3,200           | 3,200                       | -                          |                             |
| 194 | 467   | Charles Street     | Huron Street                            | Perry Street                             | Urban                | Asphalt               | 50         | 5                 | 160                | 500-999         | 7                     | Mtce Crack Sealing                                   | 3,200   |                       | 3,200           | 3,200                       | -                          |                             |
| 195 | 117   | Charles Street     | Perry Street                            | Oak Street                               | Urban                | Asphalt               | 50         | 5                 | 125                | 500-999         | 7                     | Mtce Crack Sealing                                   | 2,500   |                       | 2,500           | 2,500                       | -                          |                             |
| 196 | 280   | Charles Street     | Oak Street                              | Pine Street                              | Urban                | Asphalt               | 50         | 5                 | 124                | 500-999         | 6                     | Semi Urban Pulverize Gravel Single Lift Asphalt      | 23,300  |                       | 23,300          | 23,300                      | -                          |                             |
| 197 | 76    | Charles Street     | Pine Street                             | Cedar Street                             | Urban                | Asphalt               | 50         | 5                 | 128                | 500-999         | 6                     | Semi Urban Pulverize Gravel Single Lift Asphalt      | 24,100  |                       | 24,100          | 24,100                      | -                          |                             |
| 198 | 205   | Charles Street     | Cedar Street                            | Christopher Street                       | Urban                | Asphalt               | 50         | 5                 | 80                 | 500-999         | 6                     | Semi Urban Pulverize Gravel Single Lift Asphalt      | 15,000  |                       | 15,000          | 15,000                      | -                          |                             |
| 199 | 913   | Cherry Lane        | Elm Street                              | East End                                 | Rural                | Asphalt               | 50         | 6                 | 68                 | 0-49            | 9                     | Mtce Crack Sealing                                   | 1,400   |                       | 1,400           | 1,400                       | -                          |                             |
| 200 | 358   | Cherry Street      | Charles Street                          | Highway 26                               | Urban                | Asphalt               | 50         | 5                 | 117                | 1000-1999       | 8                     | Mtce Crack Sealing                                   | 2,300   |                       | 2,300           | 2,300                       | -                          |                             |
| 201 | 496   | Cherry Street      | Superior Street                         | Charles Street                           | Urban                | Asphalt               | 50         | 5                 | 124                | 1000-1999       | 8                     | Mtce Crack Sealing                                   | 2,500   |                       | 2,500           | 2,500                       | -                          |                             |
| 202 | 444   | Cherry Street      | Jane Street                             | Superior Street                          | Urban                | Asphalt               | 50         | 5                 | 120                | 1000-1999       | 8                     | Mtce Crack Sealing                                   | 2,400   |                       | 2,400           | 2,400                       | -                          |                             |
| 203 | 322   | Cherry Street      | Sunnidale Street                        | Jane Street                              | Urban                | Asphalt               | 50         | 5                 | 48                 | 1000-1999       | 7                     | Semi Urban Pulverize Gravel Single Lift Asphalt      | 9,000   |                       | 9,000           | 9,000                       | -                          |                             |
| 204 | 492   | Cherry Street      | Eliza Street                            | Sunnidale Street                         | Urban                | Asphalt               | 50         | 5                 | 72                 | 1000-1999       | 8                     | Mtce Crack Sealing                                   | 1,400   |                       | 1,400           | 1,400                       | -                          |                             |
| 205 | 190   | Cherry Street      | Eliza Street                            | Mowat Street S                           | Urban                | Asphalt               | 50         | 6                 | 76                 | 0-49            | 8                     | Mtce Crack Sealing                                   | 1,500   |                       | 1,500           | 1,500                       | -                          |                             |
| 206 | 31    | Christopher Street | Huron Street                            | Eliza Street                             | Urban                | Asphalt               | 50         | 5                 | 184                | 200-499         | 6                     | Semi Urban Pulverize Gravel Single Lift Asphalt      | 34,600  |                       | 34,600          | 34,600                      | -                          |                             |
| 207 | 484   | Christopher Street | Perry Street                            | Eliza Street                             | Urban                | Asphalt               | 50         | 5                 | 37                 | 200-499         | 6                     | Semi Urban Pulverize Gravel Single Lift Asphalt      | 7,000   |                       | 7,000           | 7,000                       | -                          |                             |
| 208 | 483   | Christopher Street | Perry Street                            | Lawrence Street                          | Urban                | Asphalt               | 50         | 5                 | 122                | 200-499         | 7                     | Semi Urban Pulverize Gravel Single Lift Asphalt      | 22,900  |                       | 22,900          | 22,900                      | -                          |                             |
| 209 | 173   | Christopher Street | Jane Street                             | Lawrence Street                          | Urban                | Asphalt               | 50         | 5                 | 39                 | 500-999         | 6                     | Semi Urban Pulverize Gravel Single Lift Asphalt      | 7,300   |                       | 7,300           | 7,300                       | -                          |                             |
| 210 | 218   | Christopher Street | Pine Street                             | Oak Street                               | Urban                | Asphalt               | 50         | 5                 | 149                | 500-999         | 7                     | Semi Urban Pulverize Gravel Single Lift Asphalt      | 28,000  |                       | 28,000          | 28,000                      | -                          |                             |
| 211 | 207   | Christopher Street | Pine Street                             | Clarence Street                          | Urban                | Asphalt               | 50         | 5                 | 140                | 500-999         | 7                     | Semi Urban Pulverize Gravel Single Lift Asphalt      | 26,300  |                       | 26,300          | 26,300                      | -                          |                             |
| 212 | 532   | Christopher Street | Clarence Street                         | Charles Street                           | Urban                | Asphalt               | 50         | 5                 | 117                | 500-999         | 7                     | Semi Urban Pulverize Gravel Single Lift Asphalt      | 22,000  |                       | 22,000          | 22,000                      | -                          |                             |
| 213 | 123   | Christopher Street | Clarence Street                         | County Road 42                           | Urban                | Asphalt               | 50         | 5                 | 403                | 500-999         | 7                     | Mtce Crack Sealing                                   | 8,100   |                       | 8,100           | 8,100                       | -                          |                             |
| 214 | 581   | Church Street      | County Road 124                         | Milltown Road                            | Urban                | Asphalt               | 50         | 6                 | 181                | 0-49            | 7                     | Mtce Crack Sealing                                   | 3,600   |                       | 3,600           | 3,600                       | -                          |                             |
| 215 | 603   | Church Street      | Milltown Road                           | Gershon Street                           | Urban                | Asphalt               | 50         | 6                 | 91                 | 0-49            | 6                     | Semi Urban Pulverize Gravel Single Lift Asphalt      | 17,100  |                       | 17,100          | 17,100                      | -                          |                             |
| 216 | 1005  | Claire Drive       | Regina Street                           | Lia Drive                                | Urban                | Asphalt Base          | 50         | 6                 | 163                | 50-199          | 8                     | Urban Overlay Mill Single Lift Asphalt               | 32,600  |                       | 32,600          |                             | 32,600                     |                             |
| 217 | 533   | Clarence Street    | Christopher Street                      | Margaret Street                          | Urban                | Asphalt               | 50         | 6                 | 177                | 50-199          | 7                     | Semi Urban Pulverize Gravel Single Lift Asphalt      | 33,300  |                       | 33,300          | 33,300                      | -                          |                             |
| 218 | 343   | Clarendon Street   | Palmerston Street                       | Windham Street                           | Urban                | Asphalt               | 40         | 6                 | 121                | 50-199          | 6                     | Semi Urban Pulverize Gravel Single Lift Asphalt      | 22,700  |                       | 22,700          | 22,700                      | -                          |                             |
| 219 | 344   | Clarendon Street   | County Road 9                           | Palmerston Street                        | Urban                | Asphalt               | 40         | 6                 | 121                | 50-199          | 6                     | Semi Urban Pulverize Gravel Single Lift Asphalt      | 22,700  |                       | 22,700          | 22,700                      | -                          |                             |
| 220 | 383   | Clarendon Street   | County Road 9                           | Elgin Street                             | Urban                | Asphalt               | 50         | 6                 | 120                | 0-49            | 7                     | Mtce Crack Sealing                                   | 2,400   |                       | 2,400           | 2,400                       | -                          |                             |
| 221 | 61    | Clarendon Street   | Elgin Street                            | South End                                | Semi-Urban           | Asphalt               | 50         | 6                 | 58                 | 0-49            | 6                     | Semi Urban Pulverize Gravel Single Lift Asphalt      | 10,900  |                       | 10,900          | 10,900                      | -                          |                             |
| 222 | 864   | Coates Drive       | Centre Street                           | Warden Street                            | Unopened             | Earth                 | 50         | 6                 | 84                 | 0-49            | 5                     | Urban Reconstruction Storm Sewer Double Lift Asphalt | 139,400 |                       | 139,400         |                             | 139,400                    |                             |
| 223 | 590   | Collingwood Street | County Road 9                           | North End                                | Urban                | Asphalt               | 50         | 6                 | 371                | 0-49            | 5                     | Semi Urban Pulverize Gravel Single Lift Asphalt      | 69,700  |                       | 69,700          | 69,700                      | -                          |                             |
| 224 | 676   | Collingwood Street | County Road 9                           | Johnston Street                          | Urban                | Asphalt               | 50         | 5                 | 113                | 200-499         | 8                     | Mtce Crack Sealing                                   | 2,300   |                       | 2,300           | 2,300                       | -                          |                             |

TOWNSHIP OF CLEARVIEW  
ROAD AND BRIDGE NEEDS STUDY 2019 - 2023  
ROAD INVENTORY

| 1   | C     | E                               | F   | G   | Z                    | AD                    | AE         | AG                | BK                 | BL              | BN                    | BQ  | BS                    | BT              | BU                          | BV                         | BW                          |
|-----|-------|---------------------------------|---|---|----------------------|-----------------------|------------|-------------------|--------------------|-----------------|-----------------------|---|-----------------------|-----------------|-----------------------------|----------------------------|-----------------------------|
|     | GisID | Road Name                       | From                                      | To  | Roadside Environment | Surface Material 2018 | SpeedLimit | Maintenance Class | Section Length (m) | AADT Range 2018 | Condition Rating 2018 | Proposed Improvement Description                | Improvement Cost (\$) | Other Cost (\$) | Total Improvement Cost (\$) | Township Share Improvement | Developer Share Improvement |
| 225 | 625   | Collingwood Street              | Johnson Street                            | King Street                               | Urban                | Asphalt               | 50         | 5                 | 100                | 200-499         | 8                     | Mtce Crack Sealing                              | 2,000                 |                 | 2,000                       | 2,000                      | -                           |
| 226 | 834   | Collingwood Street              | King Street                               | Wellington Street West                    | Urban                | Asphalt               | 50         | 5                 | 65                 | 200-499         | 8                     | Mtce Crack Sealing                              | 1,300                 |                 | 1,300                       | 1,300                      | -                           |
| 227 | 667   | Collingwood Street              | Wellington Street West                    | Francis Street West                       | Urban                | Asphalt               | 50         | 5                 | 120                | 200-499         | 8                     | Mtce Crack Sealing                              | 2,400                 |                 | 2,400                       | 2,400                      | -                           |
| 228 | 621   | Collingwood Street              | Caroline Street W                         | Francis Street W                          | Urban                | Asphalt               | 50         | 5                 | 126                | 200-499         | 8                     | Mtce Crack Sealing                              | 2,500                 |                 | 2,500                       | 2,500                      | -                           |
| 229 | 156   | Collingwood Street              | Caroline Street West                      | Elizabeth Street West                     | Urban                | Asphalt               | 50         | 5                 | 120                | 200-499         | 7                     | Mtce Crack Sealing                              | 2,400                 |                 | 2,400                       | 2,400                      | -                           |
| 230 | 108   | Collingwood Street              | Elizabeth Street West                     | Edward Street West                        | Urban                | Asphalt               | 50         | 5                 | 118                | 200-499         | 7                     | Mtce Crack Sealing                              | 2,400                 |                 | 2,400                       | 2,400                      | -                           |
| 231 | 912   | Collingwood Street              | Edward Street West                        | Edward Street West                        | Urban                | Asphalt               | 50         | 5                 | 5                  | 200-499         | 7                     | Mtce Crack Sealing                              | 100                   |                 | 100                         | 100                        | -                           |
| 232 | 96    | Collingwood Street              | Edward Street West                        | Purple Hill                               | Rural                | Asphalt               | 50         | 5                 | 524                | 200-499         | 7                     | Mtce Crack Sealing                              | 10,500                |                 | 10,500                      | 10,500                     | -                           |
| 233 | 158   | Collingwood Street              | 6/7 Sideroad Nottawasaga                  | Purple Hill                               | Rural                | Gravel                | 50         | 5                 | 550                | 200-499         | 6                     | Mtce Resurface Gravel                           | 11,000                |                 | 11,000                      | 11,000                     | -                           |
| 234 | 457   | Collingwood Street              | 6/7 Sideroad Nottawasaga                  | South End                                 | Rural                | Gravel                | 80         | 4                 | 2749               | 50-199          | 7                     | Mtce Resurface Gravel                           | 55,000                |                 | 55,000                      | 55,000                     | -                           |
| 235 | 844   | Collingwood-Clearview Townline  | Poplar Sideroad                           | Angus Drive                               | Rural                | Asphalt               | 50         | 5                 | 224                | 1000-1999       | 8                     | Mtce Crack Sealing                              | 4,500                 |                 | 4,500                       | 4,500                      | -                           |
| 236 | 843   | Collingwood-Clearview Townline  | Oslerview Drive                           | Poplar Sideroad                           | Rural                | Asphalt               | 50         | 5                 | 511                | 1000-1999       | 8                     | Mtce Crack Sealing                              | 10,200                |                 | 10,200                      | 10,200                     | -                           |
| 237 | 865   | Collingwood-Clearview Townline  | Orchard Lane                              | Oslerview Drive                           | Rural                | Asphalt               | 50         | 5                 | 230                | 1000-1999       | 8                     | Mtce Crack Sealing                              | 4,600                 |                 | 4,600                       | 4,600                      | -                           |
| 238 | 866   | Collingwood-Clearview Townline  | Orchard Lane                              | 131m North of 36/37 Sideroad Nottawasaga  | Rural                | Gravel                | 50         | 5                 | 1008               | 500-999         | 6                     | Rural Reconstruction Single Lift Asphalt        | 576,600               |                 | 576,600                     | 576,600                    | -                           |
| 239 | 907   | Collingwood-Clearview Townline  | 36/37 Sideroad Nottawasaga                | 131m North of 36/37 Sideroad Nottawasaga  | Rural                | Asphalt               | 50         | 5                 | 131                | 500-999         | 6                     | Rural Pulverize Gravel Single Lift Asphalt      | 17,000                |                 | 17,000                      | 17,000                     | -                           |
| 240 | 891   | Collingwood-Clearview Townline  | 33/34 Sideroad Nottawasaga                | 36/37 Sideroad Nottawasaga                | Rural                | Gravel                | 80         | 6                 | 1838               | 0-49            | 6                     | Mtce Resurface Gravel                           | 36,800                |                 | 36,800                      | 36,800                     | -                           |
| 241 | 651   | Collingwood-Clearview Townline  | 33/34 Sideroad Nottawasaga                | South End                                 | Rural                | Gravel                | 80         | 6                 | 958                | 0-49            | 6                     | Mtce Resurface Gravel                           | 19,200                |                 | 19,200                      | 19,200                     | -                           |
| 242 | 518   | Collingwood-Clearview Townline  | 30/31 Sideroad Nottawasaga                | North End                                 | Rural                | Gravel                | 80         | 6                 | 416                | 0-49            | 8                     | Mtce Crack Sealing                              | 8,300                 |                 | 8,300                       | 8,300                      | -                           |
| 243 | 637   | Concession 10 North Nottawasaga | 36/37 Sideroad Nottawasaga                | Poplar Sideroad                           | Rural                | Asphalt               | 80         | 3                 | 1842               | 1000-1999       | 7                     | Rural Pulverize Gravel Single Lift Asphalt      | 239,500               |                 | 239,500                     | 239,500                    | -                           |
| 244 | 345   | Concession 10 North Nottawasaga | 33/34 Sideroad Nottawasaga                | 36/37 Sideroad Nottawasaga                | Rural                | Asphalt               | 80         | 4                 | 1846               | 500-999         | 7                     | Mtce Crack Sealing                              | 36,900                |                 | 36,900                      | 36,900                     | -                           |
| 245 | 434   | Concession 10 North Nottawasaga | 33/34 Sideroad Nottawasaga                | 30/31 Sideroad Nottawasaga                | Rural                | Asphalt               | 80         | 4                 | 1838               | 500-999         | 6                     | Rural Pulverize Gravel Single Lift Asphalt      | 238,900               |                 | 238,900                     | 238,900                    | -                           |
| 246 | 939   | Concession 10 North Nottawasaga | 30/31 Sideroad Nottawasaga                | 312m South of 30/31 Sideroad Nottawasaga  | Rural                | Asphalt               | 80         | 4                 | 312                | 200-499         | 7                     | Rural Pulverize Gravel Single Lift Asphalt      | 40,600                |                 | 40,600                      | 40,600                     | -                           |
| 247 | 874   | Concession 10 North Nottawasaga | 26/27 Sideroad Nottawasaga                | 2100m North of 26/27 Sideroad Nottawasaga | Rural                | Gravel                | 80         | 4                 | 2094               | 200-499         | 5                     | Rural Reconstruction Single Lift Asphalt        |                       | 2,772,000       | 2,772,000                   | 277,200                    | 2,494,800                   |
| 248 | 608   | Concession 10 North Nottawasaga | County Road 91                            | 26/27 Sideroad Nottawasaga                | Rural                | Gravel                | 80         | 4                 | 1225               | 200-499         | 5                     | Rural Reconstruction Single Lift Asphalt        |                       | 1,628,000       | 1,628,000                   | 162,800                    | 1,465,200                   |
| 249 | 829   | Concession 10 South Nottawasaga | 496m North of 21/22 Sideroad Nottawasaga  | County Road 91                            | Rural                | Asphalt               | 80         | 4                 | 1336               | 500-999         | 7                     | Rural Pulverize Gravel Single Lift Asphalt      | 173,700               |                 | 173,700                     | 173,700                    | -                           |
| 250 | 950   | Concession 10 South Nottawasaga | 21/22 Sideroad Nottawasaga                | 496m North of 21/22 Sideroad Nottawasaga  | Rural                | Asphalt               | 80         | 4                 | 496                | 500-999         | 7                     | Rural Pulverize Gravel Single Lift Asphalt      | 64,500                |                 | 64,500                      | 64,500                     | -                           |
| 251 | 636   | Concession 10 South Nottawasaga | County Road 124                           | 21/22 Sideroad Nottawasaga                | Rural                | Asphalt               | 80         | 4                 | 1817               | 500-999         | 7                     | Rural Pulverize Gravel Single Lift Asphalt      | 236,200               |                 | 236,200                     | 236,200                    | -                           |
| 252 | 583   | Concession 10 South Nottawasaga | 15/16 Sideroad Nottawasaga                | 17/18 Sideroad Nottawasaga                | Rural                | Gravel                | 80         | 4                 | 1220               | 50-199          | 8                     | Mtce Resurface Gravel                           | 24,400                |                 | 24,400                      | 24,400                     | -                           |
| 253 | 650   | Concession 10 South Nottawasaga | 9/10 Sideroad Nottawasaga                 | 12/13 Sideroad Nottawasaga                | Rural                | Gravel                | 80         | 4                 | 1849               | 50-199          | 7                     | Mtce Resurface Gravel                           | 37,000                |                 | 37,000                      | 37,000                     | -                           |
| 254 | 568   | Concession 10 South Nottawasaga | 6/7 Sideroad Nottawasaga                  | 9/10 Sideroad Nottawasaga                 | Rural                | Gravel                | 80         | 4                 | 1843               | 50-199          | 8                     | Mtce Resurface Gravel                           | 36,900                |                 | 36,900                      | 36,900                     | -                           |
| 255 | 571   | Concession 10 South Nottawasaga | 6/7 Sideroad Nottawasaga                  | 506m South of 6/7 Sideroad Nottawasaga    | Rural                | Earth                 | 50         | 6                 | 506                | 0-49            | 5                     | None Required                                   | -                     |                 | -                           | -                          | -                           |
| 256 | 685   | Concession 10 South Nottawasaga | County Road 9                             | 1100m North of County Road 9              | Rural                | Gravel                | 80         | 6                 | 1113               | 0-49            | 8                     | Mtce Resurface Gravel                           | 22,300                |                 | 22,300                      | 22,300                     | -                           |
| 257 | 243   | Concession 10 South Nottawasaga | County Road 9                             | County Road 9                             | Rural                | Gravel                | 80         | 6                 | 95                 | 0-49            | 8                     | Mtce Resurface Gravel                           | 1,900                 |                 | 1,900                       | 1,900                      | -                           |
| 258 | 19    | Concession 10 South Nottawasaga | 900m North of Mulmur-Nottawasaga Townline | Garden of Eden Road                       | Rural                | Earth                 | 80         | 6                 | 281                | 0-49            | 5                     | None Required                                   | -                     |                 | -                           | -                          | -                           |
| 259 | 17    | Concession 10 South Nottawasaga | Mulmur-Nottawasaga Townline               | 900m North of Mulmur-Nottawasaga Townline | Rural                | Gravel                | 80         | 6                 | 915                | 0-49            | 7                     | Mtce Resurface Gravel                           | 18,300                |                 | 18,300                      | 18,300                     | -                           |
| 260 | 517   | Concession 10 Sunnidale         | 3/4 Sideroad Sunnidale                    | East End                                  | Rural                | Gravel                | 80         | 6                 | 1226               | 0-49            | 7                     | Mtce Resurface Gravel                           | 24,500                | 5,000           | 29,500                      | 29,500                     | -                           |
| 261 | 215   | Concession 10 Sunnidale         | Centre Line Road                          | 3/4 Sideroad Sunnidale                    | Unopened             | Earth                 | 80         | 6                 | 1822               | 0-49            | 5                     | None Required                                   | -                     |                 | -                           | -                          | -                           |
| 262 | 920   | Concession 11 North Nottawasaga | 36/37 Sideroad Nottawasaga                | South End                                 | Unopened             | Earth                 | 80         | 6                 | 208                | 0-49            | 5                     | None Required                                   | -                     |                 | -                           | -                          | -                           |
| 263 | 435   | Concession 11 North Nottawasaga | 33/34 Sideroad Nottawasaga                | North End                                 | Rural                | Gravel                | 80         | 6                 | 758                | 0-49            | 8                     | Mtce Resurface Gravel                           | 15,200                |                 | 15,200                      | 15,200                     | -                           |
| 264 | 629   | Concession 11 South Nottawasaga | 17/18 Sideroad Nottawasaga                | 15/16 Sideroad Nottawasaga                | Rural                | Gravel                | 80         | 4                 | 1205               | 50-199          | 8                     | Mtce Resurface Gravel                           | 24,100                |                 | 24,100                      | 24,100                     | -                           |
| 265 | 627   | Concession 11 South Nottawasaga | 12/13 Sideroad Nottawasaga                | 15/16 Sideroad Nottawasaga                | Rural                | Gravel                | 80         | 4                 | 1843               | 50-199          | 8                     | Mtce Resurface Gravel                           | 36,900                |                 | 36,900                      | 36,900                     | -                           |
| 266 | 632   | Concession 11 South Nottawasaga | 9/10 Sideroad Nottawasaga                 | 12/13 Sideroad Nottawasaga                | Rural                | Gravel                | 80         | 4                 | 1854               | 50-199          | 7                     | Mtce Resurface Gravel                           | 37,100                |                 | 37,100                      | 37,100                     | -                           |
| 267 | 565   | Concession 11 South Nottawasaga | 6/7 Sideroad Nottawasaga                  | 9/10 Sideroad Nottawasaga                 | Rural                | Gravel                | 80         | 4                 | 1845               | 50-199          | 8                     | Mtce Resurface Gravel                           | 36,900                |                 | 36,900                      | 36,900                     | -                           |
| 268 | 361   | Concession 12 Sunnidale         | 12/13 Sideroad North Sunnidale            | 15/16 Sideroad North Sunnidale            | Rural                | Surface Treatment     | 80         | 3                 | 1314               | 1000-1999       | 8                     | Mtce Slurry Seal                                | 28,900                |                 | 28,900                      | 28,900                     | -                           |
| 269 | 244   | Concession 12 Sunnidale         | 12/13 Sideroad North Sunnidale            | Klondike Park Road                        | Rural                | Surface Treatment     | 80         | 3                 | 1818               | 1000-1999       | 9                     | Mtce Crack Sealing                              | 36,400                |                 | 36,400                      | 36,400                     | -                           |
| 270 | 272   | Concession 12 Sunnidale         | Freethy Road                              | Klondike Park Road                        | Rural                | Asphalt               | 80         | 3                 | 1818               | 1000-1999       | 9                     | None Required                                   | -                     |                 | -                           | -                          | -                           |
| 271 | 124   | Concession 12 Sunnidale         | County Road 10                            | Freethy Road                              | Rural                | Asphalt               | 80         | 3                 | 613                | 1000-1999       | 9                     | None Required                                   | -                     |                 | -                           | -                          | -                           |
| 272 | 816   | Concession 12 Sunnidale         | Wedgewood Drive                           | County Road 10                            | Rural                | Asphalt               | 80         | 3                 | 1502               | 1000-1999       | 9                     | None Required                                   | -                     |                 | -                           | -                          | -                           |
| 273 | 893   | Concession 12 Sunnidale         | County Road 7                             | Wedgewood Drive                           | Rural                | Asphalt               | 80         | 3                 | 1522               | 1000-1999       | 9                     | None Required                                   | -                     |                 | -                           | -                          | -                           |
| 274 | 35    | Concession 2 Sunnidale          | Kearnan Road                              | McKinnon Road                             | Rural                | Gravel                | 80         | 4                 | 1889               | 50-199          | 6                     | Mtce Resurface Gravel                           | 37,800                |                 | 37,800                      | 37,800                     | -                           |
| 275 | 254   | Concession 2 Sunnidale          | 381m East of County Road 10               | Kearnan Road                              | Rural                | Gravel                | 80         | 4                 | 2122               | 50-199          | 6                     | Mtce Resurface Gravel                           | 42,400                |                 | 42,400                      | 42,400                     | -                           |
| 276 | 930   | Concession 2 Sunnidale          | County Road 10                            | 381m East of County Road 10               | Rural                | Asphalt               | 80         | 4                 | 381                | 50-199          | 9                     | None Required                                   | -                     |                 | -                           | -                          | -                           |
| 277 | 94    | Concession 2 Sunnidale          | County Road 10                            | 12/13 Sideroad Sunnidale                  | Rural                | Asphalt               | 80         | 4                 | 1206               | 500-999         | 9                     | None Required                                   | -                     |                 | -                           | -                          | -                           |
| 278 | 132   | Concession 2 Sunnidale          | 9/10 Sideroad Sunnidale                   | 12/13 Sideroad South Sunnidale            | Rural                | Asphalt               | 80         | 4                 | 1844               | 500-999         | 9                     | None Required                                   | -                     |                 | -                           | -                          | -                           |
| 279 | 540   | Concession 2 Sunnidale          | Hogback Road                              | 9/10 Sideroad Sunnidale                   | Rural                | Asphalt               | 80         | 4                 | 944                | 200-499         | 9                     | None Required                                   | -                     |                 | -                           | -                          | -                           |
| 280 | 15    | Concession 2 Sunnidale          | 6/7 Sideroad Sunnidale                    | Hogback Road                              | Rural                | Asphalt               | 80         | 4                 | 896                | 200-499         | 7                     | Mtce Crack Sealing                              | 17,900                |                 | 17,900                      | 17,900                     | -                           |
| 281 | 12    | Concession 2 Sunnidale          | 3/4 Sideroad Sunnidale                    | 6/7 Sideroad Sunnidale                    | Rural                | Asphalt               | 80         | 4                 | 1850               | 200-499         | 6                     | Rural Pulverize Gravel Single Lift Asphalt      | 240,500               |                 | 240,500                     | 240,500                    | -                           |
| 282 | 92    | Concession 2 Sunnidale          | Centre Line Road                          | 3/4 Sideroad Sunnidale                    | Rural                | Gravel                | 80         | 4                 | 1809               | 200-499         | 8                     | Rural Reconstruction Single Lift Asphalt        | 1,034,700             | 50,000          | 1,084,700                   | 1,084,700                  | -                           |
| 283 | 235   | Concession 3 South Nottawasaga  | 358m East of George Street                | 6/7 Sideroad Nottawasaga                  | Rural                | Asphalt               | 80         | 4                 | 658                | 500-999         | 4                     | Rural Pulverize Gravel Single Lift Asphalt      | 85,500                |                 | 85,500                      | 85,500                     | -                           |
| 284 | 490   | Concession 3 South Nottawasaga  | George Street                             | 358m East of George Street                | Semi-Urban           | Asphalt               | 80         | 4                 | 358                | 500-999         | 5                     | Rural Pulverize Gravel Single Lift Asphalt      | 46,500                |                 | 46,500                      | 46,500                     | -                           |
| 285 | 11    | Concession 3 South Nottawasaga  | 3/4 Sideroad Nottawasaga                  | North End                                 | Rural                | Gravel                | 80         | 6                 | 890                | 0-49            | 7                     | Mtce Resurface Gravel                           | 17,800                |                 | 17,800                      | 17,800                     | -                           |
| 286 | 7     | Concession 3 South Nottawasaga  | 3/4 Sideroad Nottawasaga                  | Mulmur-Nottawasaga Townline               | Rural                | Gravel                | 80         | 4                 | 1861               | 50-199          | 6                     | Mtce Resurface Gravel                           | 37,200                |                 | 37,200                      | 37,200                     | -                           |
| 287 | 270   | Concession 3 Sunnidale          | County Road 10                            | East End                                  | Rural                | Gravel                | 80         | 6                 | 2085               | 0-49            | 7                     | Mtce Resurface Gravel                           | 41,700                |                 | 41,700                      | 41,700                     | -                           |
| 288 | 935   | Concession 3 Sunnidale          | Surrey Lane                               | 53m East of Surrey Lane                   | Rural                | Asphalt               | 50         | 6                 | 53                 | 50-199          | 6                     | Semi Urban Pulverize Gravel Single Lift Asphalt | 10,000                |                 | 10,000                      | 10,000                     | -                           |
| 289 | 544   | Concession 3 Sunnidale          | Cutter Circle                             | Surrey Lane                               | Semi-Urban           | Asphalt               | 50         | 6                 | 260                | 50-199          | 6                     | Semi Urban Pulverize Gravel Single Lift Asphalt | 48,900                |                 | 48,900                      | 48,900                     | -                           |
| 290 | 256   | Concession 3 Sunnidale          | 53m East of Surrey Lane                   | East End                                  | Rural                | Gravel                | 50         | 6                 | 563                | 0-49            | 8                     | Mtce Resurface Gravel                           | 11,300                |                 | 11,300                      | 11,300                     | -                           |
| 291 | 413   | Concession 3 Sunnidale          | Cutter Circle                             | Hogback Road                              | Urban                | Asphalt               | 50         | 6                 | 202                | 50-199          | 7                     | Semi Urban Pulverize Gravel Single Lift Asphalt | 38,000                |                 | 38,000                      | 38,000                     | -                           |
| 292 | 882   | Concession 5 North Nottawasaga  | 641m North of 33/34 Sideroad Nottawasaga  | 36/37 Sideroad Nottawasaga                | Rural                | Earth                 | 80         | 6                 | 1190               | 0-49            | 5                     | None Required                                   | -                     |                 | -                           | -                          | -                           |
| 293 | 808   | Concession 5 North Nottawasaga  | 33/34 Sideroad Nottawasaga                | 641m North of 33/34 Sideroad Nottawasaga  | Rural                | Gravel                | 80         | 4                 | 641                | 50-199          | 8                     | Mtce Resurface Gravel                           | 12,800                |                 | 12,800                      | 12,800                     | -                           |
| 294 | 648   | Concession 5 South Nottawasaga  | 12/13 Sideroad Nottawasaga                | South End                                 | Rural                | Gravel                | 80         | 6                 | 730                | 0-49            | 8                     | None Required                                   | -                     |                 | -                           | -                          | -                           |
| 295 | 928   | Concession 5 South Nottawasaga  | 740m North of 6/7 Sideroad Nottawasaga    | 1400m North of 6/7 Sideroad Nottawasaga   | Rural                | Gravel                | 80         | 4                 | 686                | 200-499         | 7                     | Mtce Resurface Gravel                           | 13,700                |                 | 13,700                      | 13,700                     | -                           |
| 296 | 633   | Concession 5 South Nottawasaga  | 6/7 Sideroad Nottawasaga                  | 740m North of 6/7 Sideroad Nottawasaga    | Rural                | Gravel                | 80         | 4                 | 741                | 200-499         | 7                     | Mtce Resurface Gravel                           | 14,800                |                 | 14,800                      | 14,800                     | -                           |
| 297 | 622   | Concession 5 South Nottawasaga  | 6/7 Sideroad Nottawasaga                  | 3/4 Sideroad Nottawasaga                  | Rural                | Gravel                | 80         | 4                 | 1858               | 50-199          | 7                     | Mtce Resurface Gravel                           | 37,200                |                 | 37,200                      | 37,200                     | -                           |
| 298 | 44    | Concession 5 South Nottawasaga  | Mulmur-Nottawasaga Townline               | 3/4 Sideroad Nottawasaga                  | Rural                | Gravel                | 80         | 4                 | 1367               | 50-199          | 7                     | Rural Ditching Base Gravel                      | 75,200                |                 | 75,200                      | 75,200                     | -                           |

**TOWNSHIP OF CLEARVIEW  
ROAD AND BRIDGE NEEDS STUDY 2019 - 2023  
ROAD INVENTORY**

| C   |       | E                              | F                                       | G                                       | Z                    | AD                    | AE         | AG                | BK                 | BL              | BN                    | BQ  | BS                    | BT              | BU                          | BV                         | BW                          |
|-----|-------|--------------------------------|---|---|----------------------|-----------------------|------------|-------------------|--------------------|-----------------|-----------------------|---|-----------------------|-----------------|-----------------------------|----------------------------|-----------------------------|
| 1   | GisID | Road Name                      | From                                    | To                                      | Roadside Environment | Surface Material 2018 | SpeedLimit | Maintenance Class | Section Length (m) | AADT Range 2018 | Condition Rating 2018 | Proposed Improvement Description                | Improvement Cost (\$) | Other Cost (\$) | Total Improvement Cost (\$) | Township Share Improvement | Developer Share Improvement |
| 299 | 23    | Concession 5 South Nottawasaga | Mulmur-Nottawasaga Townline             | Mulmur-Nottawasaga Townline             | Rural                | Gravel                | 80         | 4                 | 472                | 50-199          | 7                     | Rural Ditching Base Gravel                      | 26,000                |                 | 26,000                      | 26,000                     | -                           |
| 300 | 374   | Concession 5 Sunnidale         | County Road 10                          | East End                                | Rural                | Gravel                | 80         | 6                 | 1584               | 0-49            | 8                     | Mtce Resurface Gravel                           | 31,700                |                 | 31,700                      | 31,700                     | -                           |
| 301 | 283   | Concession 5 Sunnidale         | Ringtail Crescent                       | East End                                | Unopened             | Earth                 | 60         | 6                 | 86                 | 0-49            | 5                     | None Required                                   | -                     |                 | -                           | -                          | -                           |
| 302 | 168   | Concession 5 Sunnidale         | Whitetail Drive                         | Ringtail Crescent                       | Semi-Urban           | Asphalt               | 50         | 6                 | 181                | 50-199          | 5                     | Semi Urban Pulverize Gravel Single Lift Asphalt | 34,000                |                 | 34,000                      | 34,000                     | -                           |
| 303 | 164   | Concession 5 Sunnidale         | Whitetail Drive                         | Templeton Drive                         | Semi-Urban           | Asphalt               | 50         | 6                 | 54                 | 50-199          | 5                     | Semi Urban Pulverize Gravel Single Lift Asphalt | 10,200                |                 | 10,200                      | 10,200                     | -                           |
| 304 | 163   | Concession 5 Sunnidale         | 9/10 Sideroad Sunnidale                 | Whitetail Drive                         | Semi-Urban           | Asphalt               | 50         | 5                 | 899                | 200-499         | 5                     | Semi Urban Pulverize Gravel Single Lift Asphalt | 169,000               |                 | 169,000                     | 169,000                    | -                           |
| 305 | 268   | Concession 5 Sunnidale         | Switzer Street                          | 9/10 Sideroad Sunnidale                 | Semi-Urban           | Asphalt               | 50         | 5                 | 29                 | 200-499         | 8                     | None Required                                   | -                     |                 | -                           | -                          | -                           |
| 306 | 387   | Concession 5 Sunnidale         | 3/4 Sideroad Sunnidale                  | Creemore Avenue                         | Rural                | Gravel                | 80         | 4                 | 1824               | 50-199          | 8                     | Mtce Resurface Gravel                           | 36,500                |                 | 36,500                      | 36,500                     | -                           |
| 307 | 414   | Concession 5 Sunnidale         | 3/4 Sideroad Sunnidale                  | Centre Line Road                        | Rural                | Gravel                | 80         | 4                 | 1834               | 50-199          | 8                     | Mtce Resurface Gravel                           | 36,700                |                 | 36,700                      | 36,700                     | -                           |
| 308 | 889   | Concession 6 North Nottawasaga | Regent Street                           | Poplar Sideroad                         | Rural                | Asphalt               | 80         | 3                 | 1063               | 1000-1999       | 8                     | Mtce Crack Sealing                              | 21,300                |                 | 21,300                      | 21,300                     | -                           |
| 309 | 885   | Concession 6 North Nottawasaga | 36/37 Sideroad Nottawasaga              | Regent Street                           | Rural                | Asphalt               | 80         | 3                 | 775                | 1000-1999       | 8                     | Mtce Crack Sealing                              | 15,500                |                 | 15,500                      | 15,500                     | -                           |
| 310 | 696   | Concession 6 North Nottawasaga | 36/37 Sideroad                          | Batteaux Road                           | Rural                | Asphalt               | 80         | 5                 | 411                | 1000-1999       | 8                     | Mtce Crack Sealing                              | 8,200                 |                 | 8,200                       | 8,200                      | -                           |
| 311 | 846   | Concession 6 North Nottawasaga | 33/34 Sideroad Nottawasaga              | Batteaux                                | Rural                | Asphalt               | 80         | 3                 | 1463               | 1000-1999       | 7                     | Mtce Crack Sealing                              | 29,300                |                 | 29,300                      | 29,300                     | -                           |
| 312 | 898   | Concession 6 North Nottawasaga | 30/31 Sideroad Nottawasaga              | 33/34 Sideroad Nottawasaga              | Rural                | Asphalt               | 80         | 3                 | 1842               | 1000-1999       | 7                     | Mtce Crack Sealing                              | 36,800                |                 | 36,800                      | 36,800                     | -                           |
| 313 | 564   | Concession 6 North Nottawasaga | 668m of 27/28 Sideroad Nottawasaga      | 30/31 Sideroad Nottawasaga              | Rural                | Asphalt               | 80         | 3                 | 1126               | 1000-1999       | 8                     | Mtce Crack Sealing                              | 22,500                |                 | 22,500                      | 22,500                     | -                           |
| 314 | 943   | Concession 6 North Nottawasaga | 27/28 Sideroad Nottawasaga              | 668m of 27/28 Sideroad Nottawasaga      | Rural                | Asphalt               | 80         | 3                 | 668                | 1000-1999       | 8                     | Mtce Crack Sealing                              | 13,400                |                 | 13,400                      | 13,400                     | -                           |
| 315 | 860   | Concession 6 North Nottawasaga | County Road 91                          | 27/28 Sideroad Nottawasaga              | Rural                | Asphalt               | 80         | 3                 | 1844               | 1000-1999       | 7                     | Mtce Crack Sealing                              | 36,900                |                 | 36,900                      | 36,900                     | -                           |
| 316 | 831   | Concession 6 South Nottawasaga | County Road 91                          | 21/22 Sideroad Nottawasaga              | Rural                | Asphalt               | 80         | 4                 | 1832               | 500-999         | 8                     | Mtce Crack Sealing                              | 36,600                |                 | 36,600                      | 36,600                     | -                           |
| 317 | 694   | Concession 6 South Nottawasaga | 21/22 Sideroad Nottawasaga              | 18/19 Sideroad Nottawasaga              | Rural                | Asphalt               | 80         | 4                 | 1838               | 500-999         | 10                    | None Required                                   | -                     |                 | -                           | -                          | -                           |
| 318 | 873   | Concession 6 South Nottawasaga | 15/16 Sideroad Nottawasaga              | 18/19 Sideroad Nottawasaga              | Rural                | Asphalt               | 80         | 4                 | 1823               | 500-999         | 7                     | Mtce Crack Sealing                              | 36,500                |                 | 36,500                      | 36,500                     | -                           |
| 319 | 670   | Concession 6 South Nottawasaga | Riverside Drive                         | 15/16 Sideroad Nottawasaga              | Rural                | Asphalt               | 70         | 4                 | 1119               | 500-999         | 6                     | Rural Pulverize Gravel Single Lift Asphalt      | 145,500               |                 | 145,500                     | 145,500                    | -                           |
| 320 | 653   | Concession 6 South Nottawasaga | Riverside Drive (S)                     | South End                               | Rural                | Gravel                | 50         | 6                 | 286                | 0-49            | 6                     | Mtce Resurface Gravel                           | 5,700                 |                 | 5,700                       | 5,700                      | -                           |
| 321 | 612   | Concession 6 South Nottawasaga | Riverside Dr                            | North End                               | Rural                | Gravel                | 80         | 6                 | 91                 | 0-49            | 7                     | Mtce Resurface Gravel                           | 1,800                 |                 | 1,800                       | 1,800                      | -                           |
| 322 | 569   | Concession 6 South Nottawasaga | 348m North of 6/7 Sideroad Nottawasaga  | County Road 9                           | Unopened             | Earth                 | 60         | 6                 | 1625               | 0-49            | 5                     | None Required                                   | -                     |                 | -                           | -                          | -                           |
| 323 | 489   | Concession 6 South Nottawasaga | 6/7 Sideroad Nottawasaga                | 348m North of 6/7 Sideroad Nottawasaga  | Rural                | Gravel                | 80         | 6                 | 348                | 0-49            | 8                     | Mtce Resurface Gravel                           | 7,000                 |                 | 7,000                       | 7,000                      | -                           |
| 324 | 566   | Concession 6 South Nottawasaga | 3/4 Sideroad Nottawasaga                | 6/7 Sideroad Nottawasaga                | Unopened             | Earth                 | 80         | 6                 | 1542               | 0-49            | 5                     | None Required                                   | -                     |                 | -                           | -                          | -                           |
| 325 | 522   | Concession 6 South Nottawasaga | 3/4 Sideroad Nottawasaga                | 313m North of 3/4 Sideroad Nottawasaga  | Rural                | Gravel                | 80         | 4                 | 313                | 50-199          | 8                     | Mtce Resurface Gravel                           | 6,300                 |                 | 6,300                       | 6,300                      | -                           |
| 326 | 686   | Concession 6 South Nottawasaga | Mulmur-Nottawasaga Townline             | 3/4 Sideroad Nottawasaga                | Rural                | Gravel                | 80         | 4                 | 1839               | 50-199          | 8                     | Mtce Resurface Gravel                           | 36,800                |                 | 36,800                      | 36,800                     | -                           |
| 327 | 225   | Concession 6 Sunnidale         | 15/16 Sideroad South Sunnidale          | East End                                | Rural                | Earth                 | 80         | 6                 | 931                | 0-49            | 5                     | None Required                                   | -                     |                 | -                           | -                          | -                           |
| 328 | 202   | Concession 6 Sunnidale         | County Road 10                          | 15/16 Sideroad South Sunnidale          | Rural                | Gravel                | 80         | 4                 | 1450               | 50-199          | 7                     | Mtce Resurface Gravel                           | 29,000                |                 | 29,000                      | 29,000                     | -                           |
| 329 | 501   | Concession 6 Sunnidale         | 6/7 Sideroad Sunnidale                  | 1360m East of 6/7 Sideroad Sunnidale    | Rural                | Asphalt               | 50         | 5                 | 463                | 500-999         | 5                     | Urban Overlay Mill Single Lift Asphalt          | 92,600                |                 | 92,600                      | 92,600                     | -                           |
| 330 | 513   | Concession 6 Sunnidale         | 6/7 Sideroad Sunnidale                  | 3/4 Sideroad Sunnidale                  | Rural                | Asphalt               | 80         | 4                 | 1837               | 500-999         | 8                     | Mtce Crack Sealing                              | 36,700                |                 | 36,700                      | 36,700                     | -                           |
| 331 | 702   | Concession 6 Sunnidale         | 3/4 Sideroad Sunnidale                  | Centre Line Road                        | Rural                | Gravel                | 80         | 4                 | 1832               | 50-199          | 7                     | Mtce Resurface Gravel                           | 36,600                |                 | 36,600                      | 36,600                     | -                           |
| 332 | 887   | Concession 7 North Nottawasaga | Poplar Sideroad                         | 75m S of Poplar Sideroad                | Rural                | Asphalt               | 80         | 6                 | 75                 | 0-49            | 8                     | Mtce Crack Sealing                              | 1,500                 |                 | 1,500                       | 1,500                      | -                           |
| 333 | 887A  | Concession 7 North Nottawasaga | 75m S of Poplar Sideroad                | 425m S of Poplar Sideroad               | Rural                | Gravel                | 80         | 6                 | 350                | 0-49            | 8                     | Mtce Resurface Gravel                           | 7,000                 |                 | 7,000                       | 7,000                      | -                           |
| 334 | 1016  | Concession 7 North Nottawasaga | 425m South of Poplar Sideroad           | South End                               | Unopened             | Earth                 | 50         | 6                 | 350                | 0-49            | 5                     | None Required                                   | -                     |                 | -                           | -                          | -                           |
| 335 | 546   | Concession 7 Sunnidale         | 18/19 Sideroad Sunnidale                | 15/16 Sideroad South Sunnidale          | Rural                | Gravel                | 80         | 4                 | 1866               | 50-199          | 8                     | Mtce Resurface Gravel                           | 37,300                |                 | 37,300                      | 37,300                     | -                           |
| 336 | 59    | Concession 7 Sunnidale         | 15/16 Sideroad South Sunnidale          | County Road 10                          | Rural                | Gravel                | 80         | 4                 | 1841               | 50-199          | 8                     | Mtce Resurface Gravel                           | 36,800                |                 | 36,800                      | 36,800                     | -                           |
| 337 | 313   | Concession 7 Sunnidale         | County Road 10                          | Creemore Avenue                         | Rural                | Asphalt               | 80         | 4                 | 705                | 200-499         | 7                     | Rural Pulverize Gravel Single Lift Asphalt      | 91,700                |                 | 91,700                      | 91,700                     | -                           |
| 338 | 310   | Concession 7 Sunnidale         | Creemore Avenue                         | 9/10 Sideroad Sunnidale                 | Rural                | Asphalt               | 80         | 4                 | 1116               | 200-499         | 7                     | Rural Pulverize Gravel Single Lift Asphalt      | 145,100               |                 | 145,100                     | 145,100                    | -                           |
| 339 | 253   | Concession 7 Sunnidale         | 9/10 Sideroad Sunnidale                 | 6/7 Sideroad Sunnidale                  | Rural                | Asphalt               | 80         | 4                 | 1821               | 200-499         | 9                     | None Required                                   | -                     |                 | -                           | -                          | -                           |
| 340 | 937   | Concession 7 Sunnidale         | 1170m East of 3/4 Sideroad Sunnidale    | 6/7 Sideroad Sunnidale                  | Rural                | Asphalt               | 80         | 4                 | 670                | 200-499         | 6                     | Rural Pulverize Gravel Single Lift Asphalt      | 87,100                |                 | 87,100                      | 87,100                     | -                           |
| 341 | 479   | Concession 7 Sunnidale         | 3/4 Sideroad Sunnidale                  | 1170m East of 3/4 Sideroad Sunnidale    | Rural                | Asphalt               | 80         | 4                 | 1169               | 200-499         | 8                     | Mtce Crack Sealing                              | 23,400                |                 | 23,400                      | 23,400                     | -                           |
| 342 | 645   | Concession 7 Sunnidale         | 3/4 Sideroad Sunnidale                  | Centre Line Road                        | Rural                | Asphalt               | 80         | 4                 | 1838               | 200-499         | 8                     | Mtce Crack Sealing                              | 36,800                |                 | 36,800                      | 36,800                     | -                           |
| 343 | 701   | Concession 8 South Nottawasaga | County Road 124                         | Station Street                          | Rural                | Asphalt               | 80         | 4                 | 1724               | 500-999         | 7                     | Rural Pulverize Gravel Single Lift Asphalt      | 224,100               |                 | 224,100                     | 224,100                    | -                           |
| 344 | 582   | Concession 8 South Nottawasaga | Station Street                          | 15/16 Sideroad Nottawasaga              | Rural                | Asphalt               | 80         | 4                 | 381                | 200-499         | 5                     | Rural Pulverize Gravel Single Lift Asphalt      | 49,500                |                 | 49,500                      | 49,500                     | -                           |
| 345 | 842   | Concession 8 South Nottawasaga | 15/16 Sideroad Nottawasaga              | 12/13 Sideroad Nottawasaga              | Rural                | Asphalt               | 80         | 4                 | 1876               | 200-499         | 8                     | Mtce Crack Sealing                              | 37,500                |                 | 37,500                      | 37,500                     | -                           |
| 346 | 586   | Concession 8 South Nottawasaga | 12/13 Sideroad Nottawasaga              | 12/13 Sideroad Nottawasaga              | Rural                | Asphalt               | 80         | 4                 | 120                | 200-499         | 7                     | Mtce Crack Sealing                              | 2,400                 |                 | 2,400                       | 2,400                      | -                           |
| 347 | 679   | Concession 8 South Nottawasaga | 12/13 Sideroad Nottawasaga              | 9/10 Sideroad Nottawasaga               | Rural                | Asphalt               | 80         | 4                 | 1228               | 200-499         | 7                     | Mtce Crack Sealing                              | 24,600                |                 | 24,600                      | 24,600                     | -                           |
| 348 | 609   | Concession 8 South Nottawasaga | 9/10 Sideroad Nottawasaga               | Concession 8 South Nottawasaga          | Rural                | Asphalt               | 80         | 4                 | 239                | 200-499         | 8                     | Mtce Crack Sealing                              | 4,800                 |                 | 4,800                       | 4,800                      | -                           |
| 349 | 321   | Concession 8 South Nottawasaga | Concession 8 South Nottawasaga          | 9/10 Sideroad Nottawasaga               | Rural                | Gravel                | 80         | 6                 | 116                | 0-49            | 8                     | Mtce Resurface Gravel                           | 2,300                 |                 | 2,300                       | 2,300                      | -                           |
| 350 | 805   | Concession 8 South Nottawasaga | Concession 8 South Nottawasaga          | 9/10 Sideroad Nottawasaga               | Rural                | Asphalt               | 80         | 4                 | 419                | 200-499         | 8                     | Mtce Crack Sealing                              | 8,400                 |                 | 8,400                       | 8,400                      | -                           |
| 351 | 923   | Concession 8 South Nottawasaga | 9/10 Sideroad Nottawasaga               | 524m South of 9/10 Sideroad Nottawasaga | Rural                | Asphalt               | 80         | 4                 | 524                | 200-499         | 8                     | Mtce Crack Sealing                              | 10,500                |                 | 10,500                      | 10,500                     | -                           |
| 352 | 591   | Concession 8 South Nottawasaga | 524m South of 9/10 Sideroad Nottawasaga | County Road 9                           | Rural                | Asphalt               | 80         | 4                 | 1243               | 200-499         | 6                     | Rural Pulverize Gravel Single Lift Asphalt      | 161,600               | 10,000          | 171,600                     | 171,600                    | -                           |
| 353 | 578   | Concession 8 South Nottawasaga | Lavender Hill Road                      | 180m West of Lavender Hill Road         | Rural                | Gravel                | 80         | 6                 | 182                | 0-49            | 6                     | Mtce Resurface Gravel                           | 3,600                 |                 | 3,600                       | 3,600                      | -                           |
| 354 | 909   | Concession 8 South Nottawasaga | Mulmur-Nottawasaga Townline             | 403m North of Mulmur-Nottawasaga Townli | Rural                | Gravel                | 80         | 6                 | 404                | 0-49            | 8                     | Mtce Resurface Gravel                           | 8,100                 |                 | 8,100                       | 8,100                      | -                           |
| 355 | 832   | Concession 9 North Nottawasaga | 30/31 Sideroad Nottawasaga              | South End                               | Rural                | Gravel                | 80         | 6                 | 1217               | 0-49            | 8                     | Mtce Resurface Gravel                           | 24,300                |                 | 24,300                      | 24,300                     | -                           |
| 356 | 835   | Concession 9 South Nottawasaga | 12/13 Sideroad Nottawasaga              | South End                               | Rural                | Gravel                | 80         | 6                 | 367                | 0-49            | 8                     | Mtce Resurface Gravel                           | 7,300                 |                 | 7,300                       | 7,300                      | -                           |
| 357 | 683   | Concession 9 South Nottawasaga | County Road 9                           | Garden of Eden Road                     | Rural                | Gravel                | 80         | 6                 | 911                | 0-49            | 8                     | Mtce Resurface Gravel                           | 18,200                |                 | 18,200                      | 18,200                     | -                           |
| 358 | 5     | Concession 9 Sunnidale         | Strongville Road                        | 15/16 Sideroad South Sunnidale          | Rural                | Asphalt               | 80         | 4                 | 1385               | 500-999         | 7                     | Rural Pulverize Gravel Single Lift Asphalt      | 180,100               |                 | 180,100                     | 180,100                    | -                           |
| 359 | 423   | Concession 9 Sunnidale         | County Road 10                          | 15/16 Sideroad South Sunnidale          | Rural                | Asphalt               | 80         | 4                 | 2434               | 500-999         | 7                     | Rural Pulverize Gravel Single Lift Asphalt      | 316,400               |                 | 316,400                     | 316,400                    | -                           |
| 360 | 415   | Concession 9 Sunnidale         | County Road. 10                         | 9/10 Sideroad Sunnidale                 | Rural                | Asphalt               | 80         | 4                 | 1209               | 500-999         | 6                     | Rural Pulverize Gravel Single Lift Asphalt      | 157,200               |                 | 157,200                     | 157,200                    | -                           |
| 361 | 404   | Concession 9 Sunnidale         | 6/7 Sideroad Sunnidale                  | 9/10 Sideroad Sunnidale                 | Rural                | Asphalt               | 80         | 4                 | 1812               | 500-999         | 6                     | Rural Pulverize Gravel Single Lift Asphalt      | 235,600               |                 | 235,600                     | 235,600                    | -                           |
| 362 | 367   | Concession 9 Sunnidale         | 3/4 Sideroad Sunnidale                  | 6/7 Sideroad Sunnidale                  | Rural                | Asphalt               | 80         | 4                 | 1846               | 500-999         | 6                     | Rural Pulverize Gravel Single Lift Asphalt      | 240,000               |                 | 240,000                     | 240,000                    | -                           |
| 363 | 545   | Concession 9 Sunnidale         | Centre Line Road                        | 3/4 Sideroad Sunnidale                  | Rural                | Asphalt               | 80         | 4                 | 1842               | 500-999         | 6                     | Rural Pulverize Gravel Single Lift Asphalt      | 239,500               |                 | 239,500                     | 239,500                    | -                           |
| 364 | 732   | Country Lane                   | Spruce Street                           | Spruce Street                           | Urban                | Asphalt               | 50         | 6                 | 375                | 50-199          | 9                     | None Required                                   | -                     |                 | -                           | -                          | -                           |
| 365 | 466   | County Road 42                 | Highway 26                              | Point Street                            | Urban                | Asphalt               | 50         | 3                 | 121                | 8000-9999       | 7                     | Mtce Crack Sealing                              | 2,400                 |                 | 2,400                       | 2,400                      | -                           |
| 366 | 376   | County Road 42                 | Point Street                            | William Street                          | Urban                | Asphalt               | 50         | 3                 | 124                | 8000-9999       | 7                     | Mtce Crack Sealing                              | 2,500                 |                 | 2,500                       | 2,500                      | -                           |
| 367 | 32    | County Road 42                 | William Street                          | Centre Street                           | Urban                | Asphalt               | 50         | 3                 | 144                | 8000-9999       | 7                     | Mtce Crack Sealing                              | 2,900                 |                 | 2,900                       | 2,900                      | -                           |
| 368 | 212   | County Road 42                 | Centre Street                           | Beach Street                            | Urban                | Asphalt               | 50         | 3                 | 12                 | 8000-9999       | 7                     | Mtce Crack Sealing                              | 200                   |                 | 200                         | 200                        | -                           |
| 369 | 209   | County Road 42                 | Beach Street                            | John Street                             | Urban                | Asphalt               | 50         | 3                 | 152                | 8000-9999       | 7                     | Mtce Crack Sealing                              | 3,000                 |                 | 3,000                       | 3,000                      | -                           |
| 370 | 406   | County Road 42                 | John Street                             | Christopher Street                      | Urban                | Asphalt               | 50         | 3                 | 71                 | 8000-9999       | 7                     | Mtce Crack Sealing                              | 1,400                 |                 | 1,400                       | 1,400                      | -                           |
| 371 | 230   | County Road 42                 | Christopher Street                      | Margaret Street                         | Urban                | Asphalt               | 50         | 3                 | 175                | 8000-9999       | 7                     | Mtce Crack Sealing                              | 3,500                 |                 | 3,500                       | 3,500                      | -                           |
| 372 | 1008  | County Road 42                 | Margaret Street                         | 175m South of Margaret Street           | Urban                | Asphalt               | 50         | 3                 | 175                | 8000-9999       | 9                     |   |                       |                 |                             |                            |                             |



TOWNSHIP OF CLEARVIEW  
ROAD AND BRIDGE NEEDS STUDY 2019 - 2023  
ROAD INVENTORY

|     | C     | E                  | F  | G  | Z                    | AD                    | AE         | AG                | BK                 | BL              | BN                    | BQ  | BS                    | BT              | BU                          | BV                         | BW                          |
|-----|-------|--------------------|--|--|----------------------|-----------------------|------------|-------------------|--------------------|-----------------|-----------------------|---|-----------------------|-----------------|-----------------------------|----------------------------|-----------------------------|
| 1   | GisID | Road Name          | From                                       | To   | Roadside Environment | Surface Material 2018 | SpeedLimit | Maintenance Class | Section Length (m) | AADT Range 2018 | Condition Rating 2018 | Proposed Improvement Description                | Improvement Cost (\$) | Other Cost (\$) | Total Improvement Cost (\$) | Township Share Improvement | Developer Share Improvement |
| 373 | 1009  | County Road 42     | 175m South of Margaret Street              | 515m South of Margaret Street              | Urban                | Asphalt               | 50         | 3                 | 340                | 8000-9999       | 9                     | Mtce Crack Sealing                              | 6,800                 |                 | 6,800                       | 6,800                      | -                           |
| 374 | 786   | County Road 9      | Concession 10 South Nottawasaga            | County Road 9                              | Unopened             | Earth                 | -2         | 6                 | 111                | 0-49            | -1                    | None Required                                   | -                     |                 | -                           | -                          | -                           |
| 375 | 191   | County Road 91     | Sutherland Street                          | Highway 26                                 | Urban                | Asphalt               | 50         | 3                 | 141                | 8000-9999       | 7                     | Semi Urban Pulverize Gravel Single Lift Asphalt | 26,500                |                 | 26,500                      | 26,500                     | -                           |
| 376 | 48    | County Road 91     | Stayner Street                             | Sutherland Street                          | Urban                | Asphalt               | 50         | 3                 | 181                | 8000-9999       | 7                     | Semi Urban Pulverize Gravel Single Lift Asphalt | 34,000                |                 | 34,000                      | 34,000                     | -                           |
| 377 | 382   | County Road 91     | East Street                                | Stayner Street                             | Urban                | Asphalt               | 50         | 3                 | 176                | 8000-9999       | 7                     | Semi Urban Pulverize Gravel Single Lift Asphalt | 33,100                |                 | 33,100                      | 33,100                     | -                           |
| 378 | 116   | County Road 91     | Water Street                               | East Street                                | Urban                | Asphalt               | 50         | 3                 | 41                 | 8000-9999       | 7                     | Semi Urban Pulverize Gravel Single Lift Asphalt | 7,700                 |                 | 7,700                       | 7,700                      | -                           |
| 379 | 110   | County Road 91     | Willow Street                              | Water Street                               | Semi-Urban           | Asphalt               | 50         | 3                 | 257                | 8000-9999       | 7                     | Semi Urban Pulverize Gravel Single Lift Asphalt | 48,300                |                 | 48,300                      | 48,300                     | -                           |
| 380 | 681   | County Road 91     | Side Street                                | Willow Street                              | Urban                | Asphalt               | 50         | 3                 | 127                | 8000-9999       | 7                     | Semi Urban Pulverize Gravel Single Lift Asphalt | 23,900                |                 | 23,900                      | 23,900                     | -                           |
| 381 | 861   | County Road 91     | Industrial Road                            | Side Street                                | Urban                | Asphalt               | 50         | 3                 | 345                | 8000-9999       | 7                     | Semi Urban Pulverize Gravel Single Lift Asphalt | 64,900                |                 | 64,900                      | 64,900                     | -                           |
| 382 | 1011  | County Road 91     | 190m W of County Road 124                  | Concession 10 North Nottawasaga            | Rural                | Asphalt               | 80         | 3                 | 2419               | 5000-5999       | 9                     | Mtce Crack Sealing                              | -                     |                 | -                           | -                          | -                           |
| 383 | 1010  | County Road 91     | Concession 10 North Nottawasaga            | Osprey-Clearview Townline                  | Rural                | Asphalt               | 80         | 3                 | 2704               | 5000-5999       | 6                     | Rural Pulverize Gravel Single Lift Asphalt      | -                     | 176,000         | 176,000                     | 17,600                     | 158,400                     |
| 384 | 311   | Creemore Avenue    | 9/10 Sideroad Sunnidale                    | Concession 7 Sunnidale                     | Rural                | Gravel                | 80         | 4                 | 1534               | 50-199          | 7                     | Mtce Resurface Gravel                           | 30,700                |                 | 30,700                      | 30,700                     | -                           |
| 385 | 125   | Creemore Avenue    | 328m North East of Switzer Street          | 9/10 Sideroad Sunnidale                    | Rural                | Gravel                | 80         | 4                 | 1000               | 50-199          | 7                     | Mtce Resurface Gravel                           | 20,000                |                 | 20,000                      | 20,000                     | -                           |
| 386 | 934   | Creemore Avenue    | Switzer Street                             | 328m North East of Switzer Street          | Rural                | Asphalt               | 50         | 6                 | 328                | 50-199          | 6                     | Rural Pulverize Gravel Single Lift Asphalt      | 42,600                |                 | 42,600                      | 42,600                     | -                           |
| 387 | 195   | Creemore Avenue    | 1100m North East of Concession 5 Sunnidale | Switzer Street                             | Rural                | Asphalt               | 50         | 6                 | 395                | 50-199          | 5                     | Rural Pulverize Gravel Single Lift Asphalt      | 51,400                |                 | 51,400                      | 51,400                     | -                           |
| 388 | 192   | Creemore Avenue    | Concession 5 Sunnidale                     | 1100m North East of Concession 5 Sunnidale | Rural                | Gravel                | 80         | 4                 | 1104               | 50-199          | 8                     | Mtce Resurface Gravel                           | 22,100                |                 | 22,100                      | 22,100                     | -                           |
| 389 | 187   | Creemore Avenue    | County Road 9                              | Concession 5 Sunnidale                     | Rural                | Gravel                | 80         | 4                 | 691                | 50-199          | 7                     | Mtce Resurface Gravel                           | 13,800                |                 | 13,800                      | 13,800                     | -                           |
| 390 | 223   | Cutter Circle      | Concession 3 Sunnidale                     | Surrey Lane                                | Semi-Urban           | Asphalt               | 50         | 6                 | 366                | 0-49            | 7                     | Mtce Crack Sealing                              | 7,300                 |                 | 7,300                       | 7,300                      | -                           |
| 391 | 407   | Datas Drive        | SiMcOe Street                              | McCrea Drive                               | Urban                | Asphalt               | 50         | 6                 | 115                | 50-199          | 6                     | Semi Urban Pulverize Gravel Single Lift Asphalt | 21,600                |                 | 21,600                      | 21,600                     | -                           |
| 392 | 196   | Datas Drive        | McCrea Drive                               | Dominion Drive                             | Urban                | Asphalt               | 50         | 6                 | 193                | 50-199          | 6                     | Semi Urban Pulverize Gravel Single Lift Asphalt | 36,300                |                 | 36,300                      | 36,300                     | -                           |
| 393 | 460   | Debbie Street      | Eric Street                                | Stayner Street                             | Urban                | Asphalt               | 50         | 6                 | 81                 | 50-199          | 6                     | Urban Overlay Mill Single Lift Asphalt          | 16,200                |                 | 16,200                      | 16,200                     | -                           |
| 394 | 42    | Doe Lane           | Fawn Crescent                              | Fawn Crescent                              | Semi-Urban           | Asphalt               | 50         | 6                 | 344                | 50-199          | 7                     | Mtce Crack Sealing                              | 6,900                 |                 | 6,900                       | 6,900                      | -                           |
| 395 | 397   | Dominion Drive     | SiMcOe Street                              | Kathleen Crescent                          | Urban                | Asphalt               | 50         | 5                 | 172                | 200-499         | 8                     | Mtce Crack Sealing                              | 3,400                 |                 | 3,400                       | 3,400                      | -                           |
| 396 | 305   | Dominion Drive     | Datas Drive                                | Kathleen Crescent                          | Urban                | Asphalt               | 50         | 5                 | 58                 | 200-499         | 8                     | Mtce Crack Sealing                              | 1,200                 |                 | 1,200                       | 1,200                      | -                           |
| 397 | 362   | Dominion Drive     | Datas Drive                                | Hamilton Drive                             | Urban                | Asphalt               | 50         | 5                 | 77                 | 200-499         | 8                     | Mtce Crack Sealing                              | 1,500                 |                 | 1,500                       | 1,500                      | -                           |
| 398 | 429   | Dominion Drive     | Hamilton Drive                             | Weir Street                                | Urban                | Asphalt               | 50         | 5                 | 178                | 200-499         | 8                     | Semi Urban Spot Improvement Single Lift Asphalt | 28,500                |                 | 28,500                      | 28,500                     | -                           |
| 399 | 512   | Dominion Drive     | Weir Street                                | Highway 26                                 | Urban                | Asphalt               | 50         | 5                 | 64                 | 200-499         | 8                     | Mtce Crack Sealing                              | 1,300                 |                 | 1,300                       | 1,300                      | -                           |
| 400 | 36    | Don Ross Drive     | Essa Boundary                              | North End                                  | Rural                | Earth                 | 80         | 6                 | 485                | 0-49            | 5                     | None Required                                   | -                     |                 | -                           | -                          | -                           |
| 401 | 661   | Donald Avenue      | McKean Boulevard                           | East End                                   | Semi-Urban           | Asphalt               | 50         | 6                 | 130                | 50-199          | 8                     | Mtce Crack Sealing                              | 2,600                 |                 | 2,600                       | 2,600                      | -                           |
| 402 | 869   | Donald Avenue      | Wagner Road                                | McKean Boulevard                           | Semi-Urban           | Asphalt               | 50         | 6                 | 424                | 50-199          | 8                     | Mtce Crack Sealing                              | 8,500                 |                 | 8,500                       | 8,500                      | -                           |
| 403 | 879   | Donald Avenue      | Wagner Road                                | McKean Boulevard                           | Semi-Urban           | Asphalt               | 50         | 6                 | 311                | 50-199          | 8                     | Semi Urban Spot Improvement Single Lift Asphalt | 49,800                |                 | 49,800                      | 49,800                     | -                           |
| 404 | 54    | East Street        | Regina Street                              | Eric Street                                | Urban                | Asphalt               | 50         | 5                 | 224                | 200-499         | 9                     | Mtce Crack Sealing                              | 4,500                 |                 | 4,500                       | 4,500                      | -                           |
| 405 | 528   | East Street        | Eric Street                                | Spruce Street                              | Urban                | Asphalt               | 50         | 5                 | 55                 | 200-499         | 9                     | Mtce Crack Sealing                              | 1,100                 |                 | 1,100                       | 1,100                      | -                           |
| 406 | 525   | East Street        | Montreal Street                            | Spruce Street                              | Urban                | Asphalt               | 50         | 5                 | 101                | 200-499         | 7                     | Semi Urban Pulverize Gravel Single Lift Asphalt | 19,000                |                 | 19,000                      | 19,000                     | -                           |
| 407 | 50    | East Street        | County Road 91                             | Montréal Street                            | Urban                | Asphalt               | 50         | 5                 | 120                | 200-499         | 6                     | Semi Urban Pulverize Gravel Single Lift Asphalt | 22,600                |                 | 22,600                      | 22,600                     | -                           |
| 408 | 384   | Edgewood Crescent  | County Road 9                              | Parkway Drive                              | Urban                | Asphalt               | 50         | 6                 | 413                | 50-199          | 6                     | Semi Urban Pulverize Gravel Single Lift Asphalt | 77,600                |                 | 77,600                      | 77,600                     | -                           |
| 409 | 240   | Edward Street E    | 197m East of Mary Street                   | County Road 42                             | Rural                | Gravel                | 80         | 4                 | 1751               | 200-499         | 7                     | Mtce Resurface Gravel                           | 35,000                |                 | 35,000                      | 35,000                     | -                           |
| 410 | 929   | Edward Street E    | Mary Street                                | 197m East of Mary Street                   | Urban                | Asphalt               | 50         | 5                 | 196                | 200-499         | 8                     | Mtce Crack Sealing                              | 3,900                 |                 | 3,900                       | 3,900                      | -                           |
| 411 | 250   | Edward Street E    | Mary Street                                | Library Street                             | Urban                | Asphalt               | 50         | 5                 | 223                | 200-499         | 8                     | Mtce Crack Sealing                              | 4,500                 |                 | 4,500                       | 4,500                      | -                           |
| 412 | 109   | Edward Street E    | Library Street                             | Mill Street                                | Urban                | Asphalt               | 50         | 5                 | 225                | 200-499         | 8                     | Mtce Crack Sealing                              | 4,500                 |                 | 4,500                       | 4,500                      | -                           |
| 413 | 103   | Edward Street W    | Mill Street                                | Langtry Street                             | Urban                | Asphalt               | 50         | 5                 | 114                | 200-499         | 8                     | Mtce Crack Sealing                              | 2,300                 |                 | 2,300                       | 2,300                      | -                           |
| 414 | 101   | Edward Street W    | Langtry Street                             | Collingwood Street                         | Urban                | Asphalt               | 50         | 5                 | 156                | 200-499         | 8                     | Semi Urban Spot Improvement Single Lift Asphalt | 25,000                |                 | 25,000                      | 25,000                     | -                           |
| 415 | 911   | Edward Street West | Collingwood St                             | West End                                   | Semi-Urban           | Gravel                | 50         | 6                 | 64                 | 0-49            | 5                     | None Required                                   | -                     |                 | -                           | -                          | -                           |
| 416 | 386   | Elgin Street       | Hogback Road                               | East End                                   | Urban                | Asphalt               | 50         | 6                 | 153                | 0-49            | 5                     | Semi Urban Pulverize Gravel Single Lift Asphalt | 28,800                |                 | 28,800                      | 28,800                     | -                           |
| 417 | 539   | Elgin Street       | Hogback Road                               | Clarendon Street                           | Urban                | Asphalt               | 50         | 6                 | 223                | 0-49            | 4                     | Semi Urban Pulverize Gravel Single Lift Asphalt | 41,900                |                 | 41,900                      | 41,900                     | -                           |
| 418 | 416   | Eliza Street       | Huron Street                               | Christopher Street                         | Urban                | Asphalt               | 50         | 6                 | 149                | 50-199          | 7                     | Semi Urban Pulverize Gravel Single Lift Asphalt | 28,000                |                 | 28,000                      | 28,000                     | -                           |
| 419 | 534   | Elizabeth Street E | Mary Street                                | East End                                   | Urban                | Asphalt               | 50         | 6                 | 46                 | 0-49            | 7                     | Mtce Crack Sealing                              | 900                   |                 | 900                         | 900                        | -                           |
| 420 | 263   | Elizabeth Street E | Library Street                             | Mary Street                                | Urban                | Asphalt               | 50         | 5                 | 224                | 200-499         | 8                     | Mtce Crack Sealing                              | 4,500                 |                 | 4,500                       | 4,500                      | -                           |
| 421 | 157   | Elizabeth Street E | Mill Street                                | Library Street                             | Urban                | Asphalt               | 50         | 5                 | 210                | 200-499         | 9                     | Mtce Crack Sealing                              | 4,200                 |                 | 4,200                       | 4,200                      | -                           |
| 422 | 203   | Elizabeth Street W | Collingwood Street                         | Mill Street                                | Urban                | Asphalt               | 50         | 5                 | 268                | 200-499         | 8                     | Mtce Crack Sealing                              | 5,400                 |                 | 5,400                       | 5,400                      | -                           |
| 423 | 107   | Elizabeth Street W | Collingwood Street                         | Sarah Street                               | Urban                | Asphalt               | 50         | 6                 | 232                | 50-199          | 8                     | Semi Urban Spot Improvement Single Lift Asphalt | 37,100                |                 | 37,100                      | 37,100                     | -                           |
| 424 | 424   | Elm Street         | Brock Street                               | North End                                  | Urban                | Asphalt               | 50         | 6                 | 338                | 50-199          | 6                     | Semi Urban Pulverize Gravel Single Lift Asphalt | 63,500                | 20,000          | 83,500                      | 83,500                     | -                           |
| 425 | 500   | Elm Street         | Brock Street                               | Brock Street                               | Urban                | Asphalt               | 50         | 5                 | 52                 | 200-499         | 7                     | Urban Reconstruction Double Lift Asphalt        | 52,000                |                 | 52,000                      | 52,000                     | -                           |
| 426 | 914   | Elm Street         | Cherry Lane                                | Brock Street                               | Urban                | Asphalt               | 50         | 5                 | 56                 | 200-499         | 7                     | Urban Reconstruction Double Lift Asphalt        | 56,000                |                 | 56,000                      | 56,000                     | -                           |
| 427 | 449   | Elm Street         | Cherry Lane                                | Highway 26                                 | Urban                | Asphalt               | 50         | 5                 | 62                 | 200-499         | 7                     | Urban Reconstruction Double Lift Asphalt        | 62,000                |                 | 62,000                      | 62,000                     | -                           |
| 428 | 396   | Eric Street        | North Street                               | Debbie Street                              | Urban                | Asphalt               | 50         | 6                 | 130                | 50-199          | 6                     | Urban Overlay Mill Single Lift Asphalt          | 26,000                |                 | 26,000                      | 26,000                     | -                           |
| 429 | 499   | Eric Street        | Debbie Street                              | East Street                                | Urban                | Asphalt               | 50         | 6                 | 175                | 50-199          | 6                     | Urban Overlay Mill Single Lift Asphalt          | 35,000                |                 | 35,000                      | 35,000                     | -                           |
| 430 | 840   | Erie Street        | County Road 91                             | South End                                  | Semi-Urban           | Asphalt               | 50         | 6                 | 142                | 0-49            | 7                     | Mtce Crack Sealing                              | 2,800                 |                 | 2,800                       | 2,800                      | -                           |
| 431 | 580   | Ewing Road         | Milltown Road                              | 17/18 Sideroad Nottawasaga                 | Rural                | Asphalt               | 50         | 6                 | 782                | 50-199          | 6                     | Semi Urban Pulverize Gravel Single Lift Asphalt | 147,000               |                 | 147,000                     | 147,000                    | -                           |
| 432 | 699   | Fairgrounds Road N | 33/34 Sideroad Nottawasaga                 | 1010m North of 33/34 Sideroad Nottawasag   | Rural                | Asphalt               | 80         | 3                 | 1055               | 1000-1999       | 6                     | Rural Pulverize Gravel Single Lift Asphalt      | 137,200               |                 | 137,200                     | 137,200                    | -                           |
| 433 | 704   | Fairgrounds Road N | 30/31 Sideroad Nottawasaga                 | 33/34 Sideroad Nottawasaga                 | Rural                | Asphalt               | 80         | 3                 | 1838               | 1000-1999       | 9                     | Mtce Crack Sealing                              | 36,800                |                 | 36,800                      | 36,800                     | -                           |
| 434 | 854   | Fairgrounds Road N | 27/28 Sideroad Nottawasaga                 | 30/31 Sideroad Nottawasaga                 | Rural                | Asphalt               | 80         | 3                 | 1815               | 1000-1999       | 9                     | Mtce Crack Sealing                              | 36,300                |                 | 36,300                      | 36,300                     | -                           |
| 435 | 876   | Fairgrounds Road N | County Road 91                             | 27/28 Sideroad Nottawasaga                 | Rural                | Asphalt               | 80         | 3                 | 1829               | 1000-1999       | 9                     | None Required                                   | -                     |                 | -                           | -                          | -                           |
| 436 | 618   | Fairgrounds Road S | County Road 91                             | 21/22 Sideroad Nottawasaga                 | Rural                | Asphalt               | 80         | 3                 | 1842               | 1000-1999       | 9                     | None Required                                   | -                     |                 | -                           | -                          | -                           |
| 437 | 672   | Fairgrounds Road S | 21/22 Sideroad Nottawasaga                 | 18/19 Sideroad Nottawasaga                 | Rural                | Asphalt               | 80         | 3                 | 1835               | 1000-1999       | 9                     | Mtce Crack Sealing                              | 36,700                |                 | 36,700                      | 36,700                     | -                           |
| 438 | 647   | Fairgrounds Road S | 18/19 Sideroad Nottawasaga                 | 15/16 Sideroad Nottawasaga                 | Rural                | Asphalt               | 80         | 3                 | 1824               | 1000-1999       | 8                     | Mtce Crack Sealing                              | 36,500                |                 | 36,500                      | 36,500                     | -                           |
| 439 | 587   | Fairgrounds Road S | 570m North of County Road 9                | 12/13 Sideroad Nottawasaga                 | Rural                | Asphalt               | 80         | 3                 | 1333               | 1000-1999       | 7                     | Mtce Crack Sealing                              | 26,700                |                 | 26,700                      | 26,700                     | -                           |
| 440 | 656   | Fairgrounds Road S | 165m North of County Road 9                | 570m North of County Road 9                | Rural                | Asphalt               | 80         | 3                 | 404                | 1000-1999       | 8                     | Mtce Crack Sealing                              | 8,100                 |                 | 8,100                       | 8,100                      | -                           |
| 441 | 812   | Fairgrounds Road S | 250m North of 12/13 Sideroad Nottawasaga   | 15/16 Sideroad Nottawasaga                 | Rural                | Asphalt               | 80         | 3                 | 1587               | 1000-1999       | 9                     | Mtce Crack Sealing                              | 31,700                |                 | 31,700                      | 31,700                     | -                           |
| 442 | 812A  | Fairgrounds Road S | 12/13 Sideroad Nottawasaga                 | 250m North of 12/13 Sideroad Nottawasaga   | Rural                | Asphalt               | 80         | 3                 | 250                | 1000-1999       | 9                     | Mtce Crack Sealing                              | 5,000                 |                 | 5,000                       | 5,000                      | -                           |
| 443 | 43    | Fawn Crescent      | Doe Lane                                   | 6/7 Sideroad Sunnidale                     | Semi-Urban           | Asphalt               | 50         | 6                 | 162                | 50-199          | 7                     | Mtce Crack Sealing                              | 3,200                 |                 | 3,200                       | 3,200                      | -                           |
| 444 | 41    | Fawn Crescent      | Doe Lane                                   | Doe Lane                                   | Semi-Urban           | Asphalt               | 50         | 6                 | 916                | 50-199          | 7                     | Mtce Crack Sealing                              | 18,300                |                 | 18,300                      | 18,300                     | -                           |
| 445 | 183   | Fawn Crescent      | Doe Lane                                   | 6/7 Sideroad Sunnidale                     | Semi-Urban           | Asphalt               | 50         | 6                 | 162                | 50-199          | 7                     | Mtce Crack Sealing                              | 3,200                 |                 | 3,200                       | 3,200                      | -                           |
| 446 | 458   | Fisher Street      | Carruthers Street                          | County Road 42                             | Semi-Urban           | Asphalt               | 60         | 6                 | 321                | 0-49            | 6                     | Mtce Dina Patch and Slurry Seal                 | 14,100                |                 | 14,100                      | 14,100                     | -                           |

**TOWNSHIP OF CLEARVIEW  
ROAD AND BRIDGE NEEDS STUDY 2019 - 2023  
ROAD INVENTORY**

| C   |       | E                   |   | F                                       |                      | G                     |            | Z                 | AD                 | AE              | AG                    | BK  | BL | BN                    | BQ              |                             | BS                         | BT                          | BU | BV | BW |
|-----|-------|---------------------|---|---|----------------------|-----------------------|------------|-------------------|--------------------|-----------------|-----------------------|---|----|-----------------------|-----------------|-----------------------------|----------------------------|-----------------------------|----|----|----|
| 1   | GisID | Road Name           | From                                    | To                                      | Roadside Environment | Surface Material 2018 | SpeedLimit | Maintenance Class | Section Length (m) | AADT Range 2018 | Condition Rating 2018 | Proposed Improvement Description                |    | Improvement Cost (\$) | Other Cost (\$) | Total Improvement Cost (\$) | Township Share Improvement | Developer Share Improvement |    |    |    |
| 447 | 355   | Fletcher Street     | Warrington Road                         | North End                               | Semi-Urban           | Gravel                | 50         | 6                 | 131                | 0-49            | 9                     | Mtce Crack Sealing                              |    | 2,600                 |                 | 2,600                       | 2,600                      |                             | -  |    |    |
| 448 | 711   | Forest Crescent     | Red Oak Trail                           | Regina Street                           | Urban                | Asphalt               | 50         | 6                 | 213                | 50-199          | 9                     | Mtce Crack Sealing                              |    | 4,300                 |                 | 4,300                       | 4,300                      |                             | -  |    |    |
| 449 | 640   | Forest Path         | Homestead Drive                         | East End                                | Semi-Urban           | Asphalt               | 50         | 6                 | 166                | 0-49            | 7                     | Mtce Crack Sealing                              |    | 3,300                 |                 | 3,300                       | 3,300                      |                             | -  |    |    |
| 450 | 398   | Francis Street E    | Library Street                          | Mary Street                             | Urban                | Asphalt               | 50         | 6                 | 221                | 50-199          | 8                     | Mtce Crack Sealing                              |    | 4,400                 |                 | 4,400                       | 4,400                      |                             | -  |    |    |
| 451 | 222   | Francis Street E    | Mill Street                             | Library Street                          | Urban                | Asphalt               | 50         | 5                 | 182                | 200-499         | 8                     | Mtce Crack Sealing                              |    | 3,600                 |                 | 3,600                       | 3,600                      |                             | -  |    |    |
| 452 | 620   | Francis Street W    | Wellington Street W                     | Collingwood Street                      | Urban                | Asphalt               | 50         | 6                 | 337                | 50-199          | 6                     | Semi Urban Pulverize Gravel Single Lift Asphalt |    | 63,400                |                 | 63,400                      | 63,400                     |                             | -  |    |    |
| 453 | 916   | Francis Street West | Mill St                                 | West End                                | Urban                | Asphalt               | 50         | 6                 | 60                 | 0-49            | 8                     | Mtce Crack Sealing                              |    | 1,200                 |                 | 1,200                       | 1,200                      |                             | -  |    |    |
| 454 | 542   | Freethy Road        | Klondike Park Road                      | West End                                | Rural                | Gravel                | 80         | 6                 | 759                | 0-49            | 6                     | Mtce Resurface Gravel                           |    | 15,200                |                 | 15,200                      | 15,200                     |                             | -  |    |    |
| 455 | 246   | Freethy Road        | Concession 12 Sunnidale                 | 1276m North of Concession 12 Sunnidale  | Rural                | Earth                 | 80         | 6                 | 694                | 0-49            | 5                     | None Required                                   |    | -                     |                 | -                           | -                          |                             | -  |    |    |
| 456 | 22    | Garden of Eden Road | Concession 9 South Nottawasaga          | Concession 10 South Nottawasaga         | Rural                | Earth                 | 80         | 6                 | 1943               | 0-49            | 5                     | None Required                                   |    | -                     |                 | -                           | -                          |                             | -  |    |    |
| 457 | 68    | George Street       | Concession 3 South Nottawasaga          | East End                                | Rural                | Asphalt               | 50         | 6                 | 155                | 0-49            | 7                     | Mtce Crack Sealing                              |    | 3,100                 |                 | 3,100                       | 3,100                      |                             | -  |    |    |
| 458 | 234   | George Street       | 195m East of Mary Street                | Concession 3 South Nottawasaga          | Urban                | Asphalt               | 50         | 5                 | 155                | 200-499         | 5                     | Semi Urban Pulverize Gravel Single Lift Asphalt |    | 29,100                |                 | 29,100                      | 29,100                     |                             | -  |    |    |
| 459 | 105   | George Street       | Mill Street                             | Mary Street                             | Urban                | Asphalt               | 50         | 5                 | 442                | 500-999         | 9                     | None Required                                   |    | -                     |                 | -                           | -                          |                             | -  |    |    |
| 460 | 234A  | George Street       | Mary Street                             | 195m East of Mary Street                | Urban                | Asphalt               | 50         | 5                 | 195                | 200-499         | 8                     | None Required                                   |    | -                     |                 | -                           | -                          |                             | -  |    |    |
| 461 | 630   | Gershom Street      | County Road 124                         | Church Street                           | Semi-Urban           | Asphalt               | 50         | 6                 | 218                | 0-49            | 7                     | Mtce Crack Sealing                              |    | 4,400                 |                 | 4,400                       | 4,400                      |                             | -  |    |    |
| 462 | 445   | Gideon Street       | Huron Street                            | Perry Street                            | Urban                | Asphalt               | 50         | 5                 | 160                | 1000-1999       | 6                     | Semi Urban Pulverize Gravel Single Lift Asphalt |    | 30,100                |                 | 30,100                      | 30,100                     |                             | -  |    |    |
| 463 | 902   | Gleason Road        | Blackburn Ave                           | McKean Boulevard                        | Semi-Urban           | Asphalt               | 50         | 6                 | 190                | 50-199          | 9                     | Mtce Crack Sealing                              |    | 3,800                 |                 | 3,800                       | 3,800                      |                             | -  |    |    |
| 464 | 62    | Greencrest Avenue   | Longwood Crescent                       | East End                                | Urban                | Asphalt               | 50         | 6                 | 59                 | 50-199          | 7                     | Semi Urban Pulverize Gravel Single Lift Asphalt |    | 11,100                |                 | 11,100                      | 11,100                     |                             | -  |    |    |
| 465 | 338   | Greencrest Avenue   | Parkway Drive                           | Longwood Crescent                       | Urban                | Asphalt               | 50         | 6                 | 95                 | 50-199          | 7                     | Semi Urban Pulverize Gravel Single Lift Asphalt |    | 17,900                |                 | 17,900                      | 17,900                     |                             | -  |    |    |
| 466 | 161   | Greengage Road      | Switzer Street                          | East End                                | Semi-Urban           | Asphalt               | 50         | 6                 | 620                | 50-199          | 7                     | Mtce Crack Sealing                              |    | 12,400                |                 | 12,400                      | 12,400                     |                             | -  |    |    |
| 467 | 85    | Grey Road 19        | Angus Drive                             | Grey County Road 19                     | Rural                | Asphalt               | 50         | 5                 | 384                | 1000-1999       | 8                     | Mtce Crack Sealing                              |    | 7,700                 |                 | 7,700                       | 7,700                      |                             | -  |    |    |
| 468 | 428   | Hamilton Drive      | Dominion Drive                          | Louisa Street                           | Urban                | Asphalt               | 50         | 6                 | 253                | 50-199          | 7                     | Mtce Crack Sealing                              |    | 5,100                 |                 | 5,100                       | 5,100                      |                             | -  |    |    |
| 469 | 531   | Highway 26          | Wyant Road                              | Locke Avenue                            | Urban                | Asphalt               | 50         | 3                 | 303                | 8000-9999       | 7                     | Mtce Crack Sealing                              |    | 6,100                 |                 | 6,100                       | 6,100                      |                             | -  |    |    |
| 470 | 389   | Highway 26          | North Street                            | Locke Avenue                            | Urban                | Asphalt               | 50         | 3                 | 327                | 8000-9999       | 7                     | Mtce Crack Sealing                              |    | 6,500                 |                 | 6,500                       | 6,500                      |                             | -  |    |    |
| 471 | 556   | Highway 26          | Brock Street                            | North Street                            | Urban                | Asphalt               | 50         | 3                 | 390                | 8000-9999       | 7                     | Mtce Crack Sealing                              |    | 7,800                 |                 | 7,800                       | 7,800                      |                             | -  |    |    |
| 472 | 509   | Highway 26          | Superior Street                         | Superior Street                         | Urban                | Asphalt               | 50         | 3                 | 26                 | 8000-9999       | 7                     | Mtce Crack Sealing                              |    | 500                   |                 | 500                         | 500                        |                             | -  |    |    |
| 473 | 335   | Highway 26          | Dominion Drive                          | Superior Street                         | Urban                | Asphalt               | 50         | 3                 | 124                | 8000-9999       | 7                     | Mtce Crack Sealing                              |    | 2,500                 |                 | 2,500                       | 2,500                      |                             | -  |    |    |
| 474 | 226   | Highway 26          | Thomas Street                           | Dominion Drive                          | Urban                | Asphalt               | 50         | 3                 | 85                 | 8000-9999       | 7                     | Mtce Crack Sealing                              |    | 1,700                 |                 | 1,700                       | 1,700                      |                             | -  |    |    |
| 475 | 57    | Highway 26          | Cherry Street                           | Thomas Street                           | Urban                | Asphalt               | 50         | 3                 | 171                | 8000-9999       | 7                     | Mtce Crack Sealing                              |    | 3,400                 |                 | 3,400                       | 3,400                      |                             | -  |    |    |
| 476 | 357   | Highway 26          | John Street                             | Cherry Street                           | Urban                | Asphalt               | 50         | 3                 | 28                 | 8000-9999       | 7                     | Mtce Crack Sealing                              |    | 600                   |                 | 600                         | 600                        |                             | -  |    |    |
| 477 | 67    | Highway 26          | Ontario Street                          | John Street                             | Urban                | Asphalt               | 50         | 3                 | 165                | 8000-9999       | 7                     | Mtce Crack Sealing                              |    | 3,300                 |                 | 3,300                       | 3,300                      |                             | -  |    |    |
| 478 | 497   | Highway 26          | Scott Street                            | Ontario Street                          | Urban                | Asphalt               | 50         | 3                 | 56                 | 8000-9999       | 7                     | Mtce Crack Sealing                              |    | 1,100                 |                 | 1,100                       | 1,100                      |                             | -  |    |    |
| 479 | 454   | Highway 26          | Brock Street                            | Scott Street                            | Urban                | Asphalt               | 50         | 3                 | 39                 | 8000-9999       | 6                     | Mtce Crack Sealing                              |    | 800                   | 25,000          | 25,800                      | 25,800                     |                             | -  |    |    |
| 480 | 452   | Highway 26          | Huron Street                            | Brock Street                            | Urban                | Asphalt               | 50         | 3                 | 32                 | 8000-9999       | 7                     | Mtce Crack Sealing                              |    | 600                   |                 | 600                         | 600                        |                             | -  |    |    |
| 481 | 450   | Highway 26          | Perry Street                            | Huron Street                            | Urban                | Asphalt               | 50         | 3                 | 197                | 8000-9999       | 7                     | Mtce Crack Sealing                              |    | 3,900                 |                 | 3,900                       | 3,900                      |                             | -  |    |    |
| 482 | 494   | Highway 26          | Oak Street                              | Perry Street                            | Urban                | Asphalt               | 50         | 3                 | 136                | 8000-9999       | 7                     | Mtce Crack Sealing                              |    | 2,700                 |                 | 2,700                       | 2,700                      |                             | -  |    |    |
| 483 | 75    | Highway 26          | County Road 91                          | Brock Street                            | Urban                | Asphalt               | 50         | 3                 | 122                | 8000-9999       | 7                     | Mtce Crack Sealing                              |    | 2,400                 |                 | 2,400                       | 2,400                      |                             | -  |    |    |
| 484 | 72    | Highway 26          | Elm Street                              | Oak Street                              | Urban                | Asphalt               | 50         | 3                 | 43                 | 8000-9999       | 7                     | Mtce Crack Sealing                              |    | 900                   |                 | 900                         | 900                        |                             | -  |    |    |
| 485 | 178   | Highway 26          | Catherine Street                        | Elm Street                              | Urban                | Asphalt               | 50         | 3                 | 124                | 8000-9999       | 7                     | Mtce Crack Sealing                              |    | 2,500                 |                 | 2,500                       | 2,500                      |                             | -  |    |    |
| 486 | 477   | Highway 26          | County Road 42                          | Catherine Street                        | Urban                | Asphalt               | 50         | 3                 | 126                | 8000-9999       | 7                     | Mtce Crack Sealing                              |    | 2,500                 |                 | 2,500                       | 2,500                      |                             | -  |    |    |
| 487 | 558   | Hill Street         | Louisa Street                           | 710m West of Louisa Street              | Urban                | Asphalt               | 50         | 6                 | 56                 | 0-49            | 7                     | Semi Urban Pulverize Gravel Single Lift Asphalt |    | 10,500                |                 | 10,500                      | 10,500                     |                             | -  |    |    |
| 488 | 33    | Hogback Road        | Elgin Street                            | County Road 9                           | Semi-Urban           | Asphalt               | 50         | 5                 | 131                | 1000-1999       | 6                     | Semi Urban Pulverize Gravel Single Lift Asphalt |    | 24,600                |                 | 24,600                      | 24,600                     |                             | -  |    |    |
| 489 | 227   | Hogback Road        | Elgin Street                            | Elgin Street                            | Urban                | Asphalt               | 50         | 5                 | 15                 | 1000-1999       | 6                     | Semi Urban Pulverize Gravel Single Lift Asphalt |    | 2,800                 |                 | 2,800                       | 2,800                      |                             | -  |    |    |
| 490 | 228   | Hogback Road        | 550m North of Concession 3 Sunnidale    | Elgin Street                            | Urban                | Asphalt               | 50         | 5                 | 76                 | 1000-1999       | 6                     | Semi Urban Pulverize Gravel Single Lift Asphalt |    | 14,300                |                 | 14,300                      | 14,300                     |                             | -  |    |    |
| 491 | 536   | Hogback Road        | Concession 3 Sunnidale                  | 550m North of Concession 3 Sunnidale    | Semi-Urban           | Asphalt               | 50         | 5                 | 550                | 1000-1999       | 7                     | Mtce Crack Sealing                              |    | 11,000                |                 | 11,000                      | 11,000                     |                             | -  |    |    |
| 492 | 412   | Hogback Road        | 9/10 Sideroad Sunnidale                 | Concession 3 Sunnidale                  | Rural                | Asphalt               | 50         | 5                 | 506                | 1000-1999       | 7                     | Mtce Crack Sealing                              |    | 10,100                |                 | 10,100                      | 10,100                     |                             | -  |    |    |
| 493 | 153   | Hogback Road        | Concession 2 Sunnidale                  | 9/10 Sideroad Sunnidale                 | Rural                | Asphalt               | 80         | 4                 | 1491               | 500-999         | 7                     | Mtce Crack Sealing                              |    | 29,800                |                 | 29,800                      | 29,800                     |                             | -  |    |    |
| 494 | 241   | Hogback Road        | 622m North East of 6/7 Siderd Sunnidale | Concession 2 Sunnidale                  | Rural                | Asphalt               | 80         | 4                 | 748                | 500-999         | 5                     | Rural Pulverize Gravel Single Lift Asphalt      |    | 97,200                |                 | 97,200                      | 97,200                     |                             | -  |    |    |
| 495 | 932   | Hogback Road        | 6/7 Siderd Sunnidale                    | 622m North East of 6/7 Siderd Sunnidale | Rural                | Asphalt               | 80         | 4                 | 623                | 500-999         | 5                     | Rural Pulverize Gravel Single Lift Asphalt      |    | 81,000                |                 | 81,000                      | 81,000                     |                             | -  |    |    |
| 496 | 535   | Hogback Road        | 3/4 Sideroad Sunnidale                  | 6/7 Sideroad Sunnidale                  | Rural                | Asphalt               | 80         | 4                 | 2327               | 500-999         | 5                     | Rural Pulverize Gravel Single Lift Asphalt      |    | 302,500               |                 | 302,500                     | 302,500                    |                             | -  |    |    |
| 497 | 274   | Hogback Road        | 3/4 Sideroad Sunnidale                  | 1045m Sw of 3/4 Sideroad Sunnidale      | Rural                | Asphalt               | 80         | 4                 | 881                | 500-999         | 6                     | Rural Pulverize Gravel Single Lift Asphalt      |    | 114,500               |                 | 114,500                     | 114,500                    |                             | -  |    |    |
| 498 | 883   | Homestead Drive     | Woodview Drive                          | North End                               | Semi-Urban           | Asphalt               | 50         | 6                 | 95                 | 0-49            | 6                     | Semi Urban Spot Improvement Single Lift Asphalt |    | 15,200                |                 | 15,200                      | 15,200                     |                             | -  |    |    |
| 499 | 881   | Homestead Drive     | Woodview Drive                          | Forest Path                             | Semi-Urban           | Asphalt               | 50         | 6                 | 107                | 50-199          | 6                     | Mtce Crack Sealing                              |    | 2,100                 |                 | 2,100                       | 2,100                      |                             | -  |    |    |
| 500 | 638   | Homestead Drive     | Forest Path                             | Parkland Drive                          | Semi-Urban           | Asphalt               | 50         | 6                 | 189                | 50-199          | 6                     | Semi Urban Spot Improvement Single Lift Asphalt |    | 30,200                |                 | 30,200                      | 30,200                     |                             | -  |    |    |
| 501 | 690   | Homestead Drive     | Parkland Drive                          | Poplar Sideroad                         | Semi-Urban           | Asphalt               | 50         | 6                 | 129                | 50-199          | 8                     | Mtce Crack Sealing                              |    | 2,600                 |                 | 2,600                       | 2,600                      |                             | -  |    |    |
| 502 | 451   | Huron Street        | Gideon Street                           | Highway 26                              | Urban                | Asphalt               | 50         | 5                 | 65                 | 2000-2999       | 9                     | Mtce Crack Sealing                              |    | 1,300                 |                 | 1,300                       | 1,300                      |                             | -  |    |    |
| 503 | 446   | Huron Street        | John Street                             | Gideon Street                           | Urban                | Asphalt               | 50         | 5                 | 122                | 1000-1999       | 9                     | Mtce Crack Sealing                              |    | 2,400                 |                 | 2,400                       | 2,400                      |                             | -  |    |    |
| 504 | 324   | Huron Street        | Charles Street                          | John Street                             | Urban                | Asphalt               | 50         | 5                 | 119                | 1000-1999       | 8                     | Mtce Crack Sealing                              |    | 2,400                 |                 | 2,400                       | 2,400                      |                             | -  |    |    |
| 505 | 468   | Huron Street        | Superior Street                         | Charles Street                          | Urban                | Asphalt               | 50         | 5                 | 124                | 1000-1999       | 9                     | Mtce Crack Sealing                              |    | 2,500                 |                 | 2,500                       | 2,500                      |                             | -  |    |    |
| 506 | 523   | Huron Street        | Jane Street                             | Superior Street                         | Urban                | Asphalt               | 50         | 5                 | 121                | 200-499         | 6                     | Semi Urban Pulverize Gravel Single Lift Asphalt |    | 22,700                |                 | 22,700                      | 22,700                     |                             | -  |    |    |
| 507 | 379   | Huron Street        | Eliza Street                            | Jane Street                             | Urban                | Asphalt               | 50         | 5                 | 121                | 200-499         | 7                     | Mtce Crack Sealing                              |    | 2,400                 |                 | 2,400                       | 2,400                      |                             | -  |    |    |
| 508 | 417   | Huron Street        | Eliza Street                            | Christopher Street                      | Urban                | Asphalt               | 50         | 5                 | 105                | 200-499         | 7                     | Mtce Crack Sealing                              |    | 2,100                 |                 | 2,100                       | 2,100                      |                             | -  |    |    |
| 509 | 634   | Industrial Road     | County Road 91                          | North End                               | Unopened             | Earth                 | 50         | 6                 | 595                | 0-49            | 5                     | None Required                                   |    | -                     |                 | -                           | -                          |                             | -  |    |    |
| 510 | 665   | Industrial Road     | County Road 91                          | Poplar Street                           | Rural                | Asphalt Base          | 50         | 5                 | 422                | 200-499         | 9                     | Semi Urban Overlay Single Lift Asphalt          |    | 65,800                |                 | 65,800                      | 65,800                     |                             | -  |    |    |
| 511 | 665A  | Industrial Road     | Poplar Street                           | South End                               | Rural                | Gravel                | 50         | 6                 | 365                | 0-49            | 6                     | None Required                                   |    | -                     |                 | -                           | -                          |                             | -  |    |    |
| 512 | 317   | Jane Street         | Warrington Road                         | Cherry Street                           | Semi-Urban           | Asphalt               | 50         | 6                 | 189                | 50-199          | 8                     | Mtce Crack Sealing                              |    | 3,800                 |                 | 3,800                       | 3,800                      |                             | -  |    |    |
| 513 | 377   | Jane Street         | Huron Street                            | Perry Street                            | Urban                | Asphalt               | 50         | 6                 | 179                | 50-199          | 7                     | Semi Urban Pulverize Gravel Single Lift Asphalt |    | 33,700                |                 | 33,700                      | 33,700                     |                             | -  |    |    |
| 514 | 27    | Jane Street         | Perry Street                            | Oak Street                              | Urban                | Asphalt               | 50         | 6                 | 128                | 50-199          | 7                     | Semi Urban Pulverize Gravel Single Lift Asphalt |    | 24,100                |                 | 24,100                      | 24,100                     |                             | -  |    |    |
| 515 | 588   | Jardine Crescent    | 232m North of County Road 9             | County Road 9                           | Urban                | Asphalt               | 50         | 6                 | 233                | 50-199          | 7                     | Mtce Crack Sealing                              |    | 4,700                 |                 | 4,700                       | 4,700                      |                             | -  |    |    |
| 516 | 589   | Jardine Crescent    | 232m North of County Road 9             | County Road 9                           | Urban                | Asphalt               | 50         | 6                 | 227                | 50-199          | 7                     | Mtce Crack Sealing                              |    | 4,500                 |                 | 4,500                       | 4,500                      |                             | -  |    |    |
| 517 | 356   | John Street         | Ontario Street                          | Highway 26                              | Urban                | Asphalt               | 50         | 6                 | 137                | 50-199          | 9                     | Mtce Crack Sealing                              |    | 2,700                 |                 | 2,700                       | 2,700                      |                             | -  |    |    |
| 518 | 323   | John Street         | Perry Street                            | Huron Street                            | Urban                | Asphalt               | 50         | 5                 | 158                | 1000-1999       | 6                     | Semi Urban Pulverize Gravel Single Lift Asphalt |    | 29,700                |                 | 29,700                      | 29,700                     |                             | -  |    |    |
| 519 | 329   | John Street         | Oak Street                              | Perry Street                            | Urban                | Asphalt               | 50         | 5                 | 126                | 1000-1999       | 6                     | Semi Urban Pulverize Gravel Single Lift Asphalt |    | 23,700                |                 | 23,700                      | 23,700                     |                             | -  |    |    |
| 520 | 114   | John Street         | Pine Street                             | Oak Street                              | Urban                | Asphalt               | 50         | 5                 | 124                | 1000-1999       | 6                     | Semi Urban Pulverize Gravel Single Lift Asphalt |    | 23,300                |                 | 23,300                      | 23,300                     |                             | -  |    |    |

TOWNSHIP OF CLEARVIEW  
ROAD AND BRIDGE NEEDS STUDY 2019 - 2023  
ROAD INVENTORY

| 1   | C     | E                  | F                                |                                    | G           | Z                     | AD         | AE                | AG                 | BK              | BL                    | BN   | BQ |                       | BS              | BT                          | BU                         | BV                          | BW |
|-----|-------|--------------------|----------------------------------|------------------------------------|-------------|-----------------------|------------|-------------------|--------------------|-----------------|-----------------------|--|----|-----------------------|-----------------|-----------------------------|----------------------------|-----------------------------|----|
|     | GisID | Road Name          | From                             | To                                 | Environment | Surface Material 2018 | SpeedLimit | Maintenance Class | Section Length (m) | AAAT Range 2018 | Condition Rating 2018 | Proposed Improvement Description                     |    | Improvement Cost (\$) | Other Cost (\$) | Total Improvement Cost (\$) | Township Share Improvement | Developer Share Improvement |    |
| 521 | 29    | John Street        | Cedar Street                     | Pine Street                        | Urban       | Asphalt               | 50         | 5                 | 126                | 500-999         | 7                     | Semi Urban Pulverize Gravel Single Lift Asphalt      |    | 23,700                |                 | 23,700                      | 23,700                     | -                           |    |
| 522 | 170   | John Street        | County Road 42                   | Cedar Street                       | Urban       | Asphalt               | 50         | 5                 | 411                | 500-999         | 7                     | Semi Urban Spot Improvement Single Lift Asphalt      |    | 65,800                |                 | 65,800                      | 65,800                     | -                           |    |
| 523 | 674   | Johnston Street    | Collingwood Street               | Mill Street                        | Urban       | Asphalt               | 50         | 6                 | 272                | 50-199          | 8                     | Mtce Crack Sealing                                   |    | 5,400                 |                 | 5,400                       | 5,400                      | -                           |    |
| 524 | 409   | Jonathan Court     | Locke Avenue                     | East End                           | Urban       | Asphalt               | 50         | 6                 | 243                | 0-49            | 9                     | Mtce Crack Sealing                                   |    | 4,900                 |                 | 4,900                       | 4,900                      | -                           |    |
| 525 | 480   | Kathleen Crescent  | SiMcOe Street                    | Dominion Drive                     | Urban       | Asphalt               | 50         | 6                 | 324                | 50-199          | 9                     | Mtce Crack Sealing                                   |    | 6,500                 |                 | 6,500                       | 6,500                      | -                           |    |
| 526 | 255   | Kearnan Road       | Concession 2 Sunnidale           | 1560m S. of Concession 2 Sunnidale | Rural       | Gravel                | 80         | 4                 | 1884               | 50-199          | 8                     | Mtce Resurface Gravel                                |    | 37,700                |                 | 37,700                      | 37,700                     | -                           |    |
| 527 | 838   | King Street        | Collingwood Street               | Mill Street                        | Urban       | Asphalt               | 50         | 6                 | 272                | 50-199          | 7                     | Semi Urban Spot Improvement Single Lift Asphalt      |    | 43,500                |                 | 43,500                      | 43,500                     | -                           |    |
| 528 | 425   | Kirkwood Drive     | Scott Street                     | Louisa Street                      | Urban       | Asphalt               | 50         | 6                 | 224                | 50-199          | 9                     | Mtce Crack Sealing                                   |    | 4,500                 |                 | 4,500                       | 4,500                      | -                           |    |
| 529 | 541   | Klondike Park Road | Freethy Road                     | Concession 12 Sunnidale            | Rural       | Asphalt               | 80         | 3                 | 1341               | 1000-1999       | 6                     | Mtce Dina Patch and Slurry Seal                      |    | 59,000                |                 | 59,000                      | 59,000                     | -                           |    |
| 530 | 273   | Klondike Park Road | Concession 12 Sunnidale          | Highway 26                         | Rural       | Asphalt               | 80         | 3                 | 2594               | 2000-2999       | 7                     | Mtce Dina Patch and Slurry Seal                      |    | 114,100               |                 | 114,100                     | 114,100                    | -                           |    |
| 531 | 159   | Lamers Crescent    | Templeton Drive                  | Lamers Road                        | Semi-Urban  | Asphalt               | 50         | 6                 | 103                | 50-199          | 8                     | Mtce Crack Sealing                                   |    | 2,100                 |                 | 2,100                       | 2,100                      | -                           |    |
| 532 | 252   | Lamers Crescent    | Lamers Road                      | Templeton Drive                    | Semi-Urban  | Asphalt               | 50         | 6                 | 319                | 50-199          | 6                     | Semi Urban Pulverize Gravel Single Lift Asphalt      |    | 60,000                |                 | 60,000                      | 60,000                     | -                           |    |
| 533 | 169   | Lamers Road        | Concession 5 Sunnidale           | Lamers Crescent                    | Semi-Urban  | Asphalt               | 50         | 5                 | 432                | 200-499         | 7                     | Semi Urban Pulverize Gravel Single Lift Asphalt      |    | 81,200                |                 | 81,200                      | 81,200                     | -                           |    |
| 534 | 160   | Lamers Road        | Lamers Crescent                  | Lamers Crescent                    | Semi-Urban  | Asphalt               | 50         | 5                 | 221                | 200-499         | 8                     | Mtce Crack Sealing                                   |    | 4,400                 |                 | 4,400                       | 4,400                      | -                           |    |
| 535 | 440   | Lamers Road        | County Road 9                    | Lamers Crescent                    | Urban       | Asphalt               | 50         | 5                 | 110                | 200-499         | 8                     | Mtce Crack Sealing                                   |    | 2,200                 |                 | 2,200                       | 2,200                      | -                           |    |
| 536 | 394   | Lamont Court       | Stayner Street                   | East End                           | Urban       | Asphalt               | 50         | 6                 | 154                | 0-49            | 8                     | Mtce Crack Sealing                                   |    | 3,100                 |                 | 3,100                       | 3,100                      | -                           |    |
| 537 | 102   | Langtry Street     | Edward Street West               | South End                          | Urban       | Asphalt               | 50         | 6                 | 113                | 0-49            | 5                     | Semi Urban Pulverize Gravel Single Lift Asphalt      |    | 21,200                |                 | 21,200                      | 21,200                     | -                           |    |
| 538 | 595   | Lavender Hill Road | Turkeyroost Lane                 | County Road 9                      | Rural       | Asphalt               | 50         | 6                 | 29                 | 50-199          | 7                     | Mtce Crack Sealing                                   |    | 600                   |                 | 600                         | 600                        | -                           |    |
| 539 | 1015  | Lavender Hill Road | 258m South of Turkeyroost Lane   | Turkeyroost Lane                   | Rural       | Asphalt               | 50         | 6                 | 258                | 50-199          | 6                     | Mtce Resurface Gravel                                |    | 5,200                 |                 | 5,200                       | 5,200                      | -                           |    |
| 540 | 572   | Lavender Hill Road | Concession 8 South Nottawasaga   | Royal's Road                       | Rural       | Gravel                | 80         | 4                 | 2069               | 50-199          | 7                     | Mtce Resurface Gravel                                |    | 41,400                |                 | 41,400                      | 41,400                     | -                           |    |
| 541 | 575   | Lavender Hill Road | Mulmur-Nottawasaga Townline      | Concession 8 South Nottawasaga     | Rural       | Gravel                | 80         | 4                 | 926                | 50-199          | 8                     | Mtce Resurface Gravel                                |    | 18,500                |                 | 18,500                      | 18,500                     | -                           |    |
| 542 | 594   | Lavender Hill Road | Royal's Road                     | 258m South of Turkeyroost Lane     | Rural       | Gravel                | 80         | 4                 | 190                | 50-199          | 7                     | Mtce Resurface Gravel                                |    | 3,800                 |                 | 3,800                       | 3,800                      | -                           |    |
| 543 | 991   | Lawrence Street    | Christopher Street               | Margaret Street                    | Unopened    | Earth                 | -2         | 5                 | 186                | 0-49            | 5                     | None Required  |    | -                     |                 | -                           | -                          | -                           |    |
| 544 | 1006  | Lia Drive          | Claire Drive                     | Red Oak Trail                      | Urban       | Asphalt Base          | 50         | 6                 | 155                | 50-199          | 8                     | Urban Overlay Mill Single Lift Asphalt               |    | 31,000                |                 | 31,000                      |                            | 31,000                      |    |
| 545 | 1007  | Lia Drive          | Regina Street                    | Claire Drive                       | Urban       | Asphalt Base          | 50         | 6                 | 91                 | 50-199          | 8                     | Urban Overlay Mill Single Lift Asphalt               |    | 18,200                |                 | 18,200                      |                            | 18,200                      |    |
| 546 | 239   | Library Street     | Nelson Street                    | Wellington Street East             | Urban       | Asphalt               | 50         | 6                 | 118                | 50-199          | 6                     | Semi Urban Spot Improvement Single Lift Asphalt      |    | 18,900                |                 | 18,900                      | 18,900                     | -                           |    |
| 547 | 403   | Library Street     | Wellington Street East           | Francis Street East                | Urban       | Asphalt               | 50         | 6                 | 122                | 50-199          | 7                     | Mtce Crack Sealing                                   |    | 2,400                 |                 | 2,400                       | 2,400                      | -                           |    |
| 548 | 326   | Library Street     | Francis Street East              | Caroline Street East               | Urban       | Asphalt               | 50         | 6                 | 121                | 50-199          | 7                     | Mtce Crack Sealing                                   |    | 2,400                 |                 | 2,400                       | 2,400                      | -                           |    |
| 549 | 83    | Library Street     | Caroline Street East             | Caroline Street East               | Urban       | Asphalt               | 50         | 6                 | 55                 | 50-199          | 7                     | Mtce Crack Sealing                                   |    | 1,100                 |                 | 1,100                       | 1,100                      | -                           |    |
| 550 | 260   | Library Street     | Caroline Street East             | Elizabeth Street East              | Urban       | Asphalt               | 50         | 6                 | 66                 | 50-199          | 7                     | Mtce Crack Sealing                                   |    | 1,300                 |                 | 1,300                       | 1,300                      | -                           |    |
| 551 | 464   | Library Street     | Elizabeth Street East            | Edward Street East                 | Urban       | Asphalt               | 50         | 6                 | 124                | 50-199          | 8                     | Mtce Crack Sealing                                   |    | 2,500                 |                 | 2,500                       | 2,500                      | -                           |    |
| 552 | 2     | Locke Avenue       | Birchwood Boulevard              | Scott Street                       | Urban       | Asphalt               | 50         | 5                 | 154                | 500-999         | 9                     | Mtce Crack Sealing                                   |    | 3,100                 |                 | 3,100                       | 3,100                      | -                           |    |
| 553 | 481   | Locke Avenue       | Jonathan Court                   | Birchwood Boulevard                | Urban       | Asphalt               | 40         | 5                 | 253                | 500-999         | 7                     | Semi Urban Pulverize Gravel Single Lift Asphalt      |    | 47,600                |                 | 47,600                      | 47,600                     | -                           |    |
| 554 | 408   | Locke Avenue       | Highway 26                       | Jonathan Court                     | Urban       | Asphalt               | 50         | 5                 | 219                | 500-999         | 8                     | Mtce Crack Sealing                                   |    | 4,400                 |                 | 4,400                       | 4,400                      | -                           |    |
| 555 | 258   | Longwood Crescent  | Greencrest Avenue                | North End                          | Urban       | Asphalt               | 50         | 6                 | 210                | 50-199          | 7                     | Semi Urban Pulverize Gravel Single Lift Asphalt      |    | 39,500                |                 | 39,500                      | 39,500                     | -                           |    |
| 556 | 388   | Louisa Street      | McCrea Drive                     | SiMcOe Street                      | Urban       | Asphalt               | 50         | 6                 | 118                | 50-199          | 6                     | Semi Urban Pulverize Gravel Single Lift Asphalt      |    | 22,200                |                 | 22,200                      | 22,200                     | -                           |    |
| 557 | 365   | Louisa Street      | McCrea Drive                     | Park Drive                         | Urban       | Asphalt               | 50         | 5                 | 65                 | 200-499         | 8                     | Mtce Crack Sealing                                   |    | 1,300                 |                 | 1,300                       | 1,300                      | -                           |    |
| 558 | 259   | Louisa Street      | Kirkwood Drive                   | Park Drive                         | Urban       | Asphalt               | 50         | 5                 | 63                 | 200-499         | 8                     | Mtce Crack Sealing                                   |    | 1,300                 |                 | 1,300                       | 1,300                      | -                           |    |
| 559 | 426   | Louisa Street      | Hill Street                      | Kirkwood Drive                     | Rural       | Asphalt               | 50         | 5                 | 66                 | 200-499         | 8                     | Mtce Crack Sealing                                   |    | 1,300                 |                 | 1,300                       | 1,300                      | -                           |    |
| 560 | 559   | Louisa Street      | Hamilton Drive                   | Weir Street                        | Urban       | Asphalt               | 50         | 5                 | 176                | 200-499         | 9                     | Mtce Crack Sealing                                   |    | 3,500                 |                 | 3,500                       | 3,500                      | -                           |    |
| 561 | 391   | Louisa Street      | Highway 26                       | Weir Street                        | Urban       | Asphalt               | 50         | 5                 | 65                 | 200-499         | 9                     | Mtce Crack Sealing                                   |    | 1,300                 |                 | 1,300                       | 1,300                      | -                           |    |
| 562 | 214   | Margaret Street    | 294m East of Lawrence Street     | East End                           | Urban       | Earth                 | 50         | 6                 | 151                | 0-49            | 5                     | Urban Reconstruction Storm Sewer Double Lift Asphalt |    | 250,700               |                 | 250,700                     | 25,100                     | 225,600                     |    |
| 563 | 206   | Margaret Street    | Lawrence Street                  | 294m East of Lawrence Street       | Unopened    | Earth                 | 50         | 6                 | 294                | 0-49            | 5                     | Urban Reconstruction Storm Sewer Double Lift Asphalt |    | 488,000               |                 | 488,000                     | 48,800                     | 439,200                     |    |
| 564 | 122   | Margaret Street    | Clarence Street                  | Lawrence Street                    | Urban       | Gravel                | 50         | 6                 | 352                | 0-49            | 6                     | Urban Reconstruction Storm Sewer Double Lift Asphalt |    | 584,300               |                 | 584,300                     | 58,400                     | 525,900                     |    |
| 565 | 229   | Margaret Street    | County Road 42                   | Clarence Street                    | Urban       | Asphalt               | 50         | 5                 | 520                | 200-499         | 2                     | Urban Reconstruction Storm Sewer Double Lift Asphalt |    | 863,200               |                 | 863,200                     | 86,300                     | 776,900                     |    |
| 566 | 680   | Mary Street        | County Road 9                    | Nelson Street                      | Urban       | Asphalt               | 50         | 5                 | 156                | 500-999         | 8                     | Urban Reconstruction Storm Sewer Double Lift Asphalt |    | 259,000               |                 | 259,000                     | 25,900                     | 233,100                     |    |
| 567 | 695   | Mary Street        | Nelson Street                    | Wellington Street East             | Urban       | Asphalt               | 50         | 5                 | 120                | 500-999         | 8                     | Urban Reconstruction Storm Sewer Double Lift Asphalt |    | 199,200               |                 | 199,200                     | 19,900                     | 179,300                     |    |
| 568 | 89    | Mary Street        | Wellington Street East           | Francis Street East                | Urban       | Asphalt               | 50         | 5                 | 121                | 500-999         | 8                     | Urban Reconstruction Storm Sewer Double Lift Asphalt |    | 200,900               |                 | 200,900                     | 20,100                     | 180,800                     |    |
| 569 | 399   | Mary Street        | Francis Street East              | Caroline Street East               | Urban       | Asphalt               | 50         | 5                 | 122                | 500-999         | 8                     | Mtce Crack Sealing                                   |    | 2,400                 |                 | 2,400                       | 2,400                      | -                           |    |
| 570 | 221   | Mary Street        | Caroline Street East             | Elizabeth Street East              | Urban       | Asphalt               | 50         | 5                 | 122                | 500-999         | 8                     | Mtce Crack Sealing                                   |    | 2,400                 |                 | 2,400                       | 2,400                      | -                           |    |
| 571 | 264   | Mary Street        | Elizabeth Street East            | Edward Street East                 | Urban       | Asphalt               | 50         | 5                 | 121                | 200-499         | 8                     | Mtce Crack Sealing                                   |    | 2,400                 |                 | 2,400                       | 2,400                      | -                           |    |
| 572 | 251   | Mary Street        | Edward Street East               | George Street                      | Urban       | Asphalt               | 50         | 5                 | 125                | 200-499         | 9                     | None Required  |    | -                     |                 | -                           | -                          | -                           |    |
| 573 | 106   | Mary Street        | George Street                    | South End                          | Urban       | Asphalt               | 50         | 6                 | 266                | 0-49            | 8                     | Mtce Crack Sealing                                   |    | 5,300                 |                 | 5,300                       | 5,300                      | -                           |    |
| 574 | 26    | McCarthy Drive     | County Road 10                   | County Road 10 Ramp                | Urban       | Asphalt               | 60         | 4                 | 97                 | 500-999         | 9                     | None Required  |    | -                     |                 | -                           | -                          | -                           |    |
| 575 | 186   | McCarthy Drive     | County Road 10 Ramp              | Sunnidale - Torontorio Townline    | Rural       | Asphalt               | 60         | 4                 | 2009               | 500-999         | 7                     | Semi Urban Pulverize Gravel Single Lift Asphalt      |    | -                     | 188,900         | 188,900                     | 188,900                    | -                           |    |
| 576 | 306   | McCrea Drive       | Datas Drive                      | Louisa Street                      | Urban       | Asphalt               | 50         | 6                 | 103                | 50-199          | 9                     | Mtce Crack Sealing                                   |    | 2,100                 |                 | 2,100                       | 2,100                      | -                           |    |
| 577 | 366   | McCrea Drive       | Park Drive                       | Louisa Street                      | Urban       | Asphalt               | 50         | 6                 | 74                 | 50-199          | 9                     | Mtce Crack Sealing                                   |    | 1,500                 |                 | 1,500                       | 1,500                      | -                           |    |
| 578 | 364   | McCrea Drive       | Scott Street                     | Louisa Street                      | Urban       | Asphalt               | 50         | 6                 | 220                | 50-199          | 9                     | Mtce Crack Sealing                                   |    | 4,400                 |                 | 4,400                       | 4,400                      | -                           |    |
| 579 | 658   | McKean Boulevard   | Gleason Road                     | Donald Ave                         | Semi-Urban  | Asphalt               | 50         | 6                 | 337                | 50-199          | 8                     | Mtce Crack Sealing                                   |    | 6,700                 |                 | 6,700                       | 6,700                      | -                           |    |
| 580 | 901   | McKean Boulevard   | Wagner Road                      | Gleason Road                       | Semi-Urban  | Asphalt               | 50         | 6                 | 257                | 50-199          | 8                     | Mtce Crack Sealing                                   |    | 5,100                 |                 | 5,100                       | 5,100                      | -                           |    |
| 581 | 823   | McKean Boulevard   | Donald Avenue                    | Wagner Road                        | Semi-Urban  | Asphalt               | 50         | 6                 | 116                | 50-199          | 7                     | Semi Urban Pulverize Gravel Single Lift Asphalt      |    | 21,800                |                 | 21,800                      | 21,800                     | -                           |    |
| 582 | 821   | McKean Boulevard   | McKean Boulevard                 | McKean Boulevard                   | Semi-Urban  | Asphalt               | 50         | 6                 | 117                | 50-199          | 7                     | Semi Urban Pulverize Gravel Single Lift Asphalt      |    | 22,000                |                 | 22,000                      | 22,000                     | -                           |    |
| 583 | 819   | McKean Boulevard   | County Road 124                  | Townley Street                     | Semi-Urban  | Asphalt               | 50         | 6                 | 123                | 50-199          | 7                     | Semi Urban Pulverize Gravel Single Lift Asphalt      |    | 23,100                |                 | 23,100                      | 23,100                     | -                           |    |
| 584 | 936   | McKinnon Road      | Concession 2 Sunnidale           | 627m N of Concession 2 Sunnidale   | Rural       | Gravel                | 80         | 6                 | 627                | 0-49            | 7                     | Mtce Resurface Gravel                                |    | 12,500                |                 | 12,500                      | 12,500                     | -                           |    |
| 585 | 129   | McKinnon Road      | 627m N of Concession 2 Sunnidale | North End                          | Unopened    | Earth                 | 80         | 6                 | 1645               | 0-49            | 7                     | Mtce Resurface Gravel                                |    | 32,900                |                 | 32,900                      | 32,900                     | -                           |    |
| 586 | 37    | McKinnon Road      | Concession 2 Sunnidale           | Essa Boundary                      | Rural       | Gravel                | 80         | 6                 | 1371               | 0-49            | 6                     | Mtce Resurface Gravel                                |    | 27,400                |                 | 27,400                      | 27,400                     | -                           |    |
| 587 | 279   | McLaren Street     | County Road 42                   | East End                           | Urban       | Gravel                | 60         | 6                 | 252                | 0-49            | 8                     | Mtce Resurface Gravel                                |    | 5,000                 |                 | 5,000                       | 5,000                      | -                           |    |
| 588 | 988   | Meadowlark Way     | Windrose Valley Boulevard        | Raintree Court                     | Urban       | Asphalt               | 50         | 6                 | 188                | 50-199          | 8                     | Mtce Crack Sealing                                   |    | 3,800                 |                 | 3,800                       | 3,800                      | -                           |    |
| 589 | 986   | Meadowlark Way     | Grey Road 19                     | Windrose Valley Boulevard          | Urban       | Asphalt               | 50         | 6                 | 101                | 50-199          | 8                     | Mtce Crack Sealing                                   |    | 2,000                 |                 | 2,000                       | 2,000                      | -                           |    |
| 590 | 990   | Meadowlark Way     | Raintree Court                   | South End                          | Urban       | Asphalt               | 50         | 6                 | 457                | 50-199          | 8                     | Mtce Crack Sealing                                   |    | 9,100                 |                 | 9,100                       | 9,100                      | -                           |    |
| 591 | 623   | Melville Street    | County Road 124                  | 85m West of County Road 124        | Semi-Urban  | Asphalt               | 50         | 6                 | 85                 | 0-49            | 8                     | Mtce Crack Sealing                                   |    | 1,700                 |                 | 1,700                       | 1,700                      | -                           |    |
| 592 | 662   | Melville Street    | Queen Street                     | 220 North of Queen Street          | Semi-Urban  | Asphalt               | 50         | 6                 | 221                | 0-49            | 8                     | Mtce Crack Sealing                                   |    | 4,400                 |                 | 4,400                       | 4,400                      | -                           |    |
| 593 | 867   | Melville Street    | Queen Street                     | Buist Street                       | Semi-Urban  | Asphalt               | 50         | 6                 | 184                | 0-49            | 8                     | Mtce Crack Sealing                                   |    | 3,700                 |                 | 3,700                       | 3,700                      | -                           |    |
| 594 | 320   | Michael Street     | Sunnidale - Torontorio Townline  | North End                          | Rural       | Asphalt               | 60         | 5                 | 476                | 50-199          | 8                     | Mtce Crack Sealing                                   |    | 9,500                 |                 | 9,500                       | 9,500                      | -                           |    |

TOWNSHIP OF CLEARVIEW  
ROAD AND BRIDGE NEEDS STUDY 2019 - 2023  
ROAD INVENTORY

| 1   | C     | E                           | F  | G  | Z                    | AD                    | AE         | AG                | BK                 | BL              | BN                    | BQ   | BS                    | BT              | BU                          | BV                         | BW                          |
|-----|-------|-----------------------------|--|--|----------------------|-----------------------|------------|-------------------|--------------------|-----------------|-----------------------|--|-----------------------|-----------------|-----------------------------|----------------------------|-----------------------------|
|     | GisID | Road Name                   | From   | To   | Roadside Environment | Surface Material 2018 | SpeedLimit | Maintenance Class | Section Length (m) | AADT Range 2018 | Condition Rating 2018 | Proposed Improvement Description                     | Improvement Cost (\$) | Other Cost (\$) | Total Improvement Cost (\$) | Township Share Improvement | Developer Share Improvement |
| 595 | 908   | Mighton Court               | Highway 26                                   | North End                                    | Rural                | Asphalt               | 80         | 6                 | 298                | 0-49            | 8                     | Mtce Crack Sealing                                   | 6,000                 |                 | 6,000                       | 6,000                      | -                           |
| 596 | 933   | Mill Street                 | County Road 9                                | 165m North of County Road 9                  | Urban                | Asphalt               | 50         | 5                 | 166                | 1000-1999       | 8                     | None Required  | -                     |                 | -                           | -                          | -                           |
| 597 | 678   | Mill Street                 | County Road 9                                | Johnston Street                              | Urban                | Asphalt               | 50         | 5                 | 113                | 2000-2999       | 9                     | Mtce Crack Sealing                                   | 2,300                 |                 | 2,300                       | 2,300                      | -                           |
| 598 | 675   | Mill Street                 | Johnson Street                               | Nelson Street                                | Urban                | Asphalt               | 50         | 5                 | 46                 | 2000-2999       | 9                     | Mtce Crack Sealing                                   | 900                   |                 | 900                         | 900                        | -                           |
| 599 | 91    | Mill Street                 | Nelson Street                                | King Street                                  | Urban                | Asphalt               | 50         | 5                 | 57                 | 2000-2999       | 9                     | Mtce Crack Sealing                                   | 1,100                 |                 | 1,100                       | 1,100                      | -                           |
| 600 | 87    | Mill Street                 | King Street                                  | Wellington Street West                       | Urban                | Asphalt               | 50         | 5                 | 63                 | 2000-2999       | 9                     | Mtce Crack Sealing                                   | 1,300                 |                 | 1,300                       | 1,300                      | -                           |
| 601 | 400   | Mill Street                 | Wellington Street West                       | Francis Street West                          | Urban                | Asphalt               | 50         | 5                 | 123                | 2000-2999       | 9                     | Mtce Crack Sealing                                   | 2,500                 |                 | 2,500                       | 2,500                      | -                           |
| 602 | 219   | Mill Street                 | Caroline Street West                         | Francis Street West                          | Urban                | Asphalt               | 50         | 5                 | 121                | 2000-2999       | 9                     | Mtce Crack Sealing                                   | 2,400                 |                 | 2,400                       | 2,400                      | -                           |
| 603 | 262   | Mill Street                 | Caroline Street West                         | Elizabeth Street West                        | Urban                | Asphalt               | 50         | 5                 | 123                | 2000-2999       | 9                     | Mtce Crack Sealing                                   | 2,500                 |                 | 2,500                       | 2,500                      | -                           |
| 604 | 204   | Mill Street                 | Elizabeth Street West                        | Edward Street West                           | Urban                | Asphalt               | 50         | 5                 | 123                | 1000-1999       | 9                     | Mtce Crack Sealing                                   | 2,500                 |                 | 2,500                       | 2,500                      | -                           |
| 605 | 104   | Mill Street                 | Edward Street West                           | George Street                                | Urban                | Asphalt               | 50         | 5                 | 117                | 1000-1999       | 9                     | Mtce Crack Sealing                                   | 2,300                 |                 | 2,300                       | 2,300                      | -                           |
| 606 | 585   | Milltown Road               | County Road 124                              | Ewing Road                                   | Semi-Urban           | Asphalt               | 50         | 6                 | 185                | 50-199          | 6                     | Semi Urban Pulverize Gravel Single Lift Asphalt      | 34,800                |                 | 34,800                      | 34,800                     | -                           |
| 607 | 577   | Milltown Road               | County Road 124                              | Church Street                                | Urban                | Asphalt               | 50         | 6                 | 572                | 50-199          | 7                     | Mtce Crack Sealing                                   | 11,400                |                 | 11,400                      | 11,400                     | -                           |
| 608 | 602   | Milltown Road               | County Road 124                              | Church Street                                | Urban                | Asphalt               | 50         | 6                 | 221                | 50-199          | 7                     | Mtce Crack Sealing                                   | 4,400                 |                 | 4,400                       | 4,400                      | -                           |
| 609 | 74    | Montreal Street             | Sutherland Street                            | Highway 26                                   | Urban                | Asphalt               | 50         | 6                 | 153                | 50-199          | 5                     | Urban Reconstruction Storm Sewer Double Lift Asphalt | 254,000               |                 | 254,000                     | 254,000                    | -                           |
| 610 | 526   | Montreal Street             | Stayner Street                               | Sutherland Street                            | Urban                | Asphalt               | 50         | 6                 | 180                | 50-199          | 5                     | Urban Reconstruction Storm Sewer Double Lift Asphalt | 298,800               |                 | 298,800                     | 298,800                    | -                           |
| 611 | 469   | Montreal Street             | East Street                                  | Stayner Street                               | Urban                | Asphalt               | 50         | 6                 | 178                | 50-199          | 5                     | Urban Reconstruction Storm Sewer Double Lift Asphalt | 295,500               |                 | 295,500                     | 295,500                    | -                           |
| 612 | 1025  | Morgan Road                 | Lamont Creek Drive                           | Wedgewood Drive                              | Rural                | Asphalt               | 50         | 5                 | 381                | 200-499         | 9                     | None Required  | -                     |                 | -                           | -                          | -                           |
| 613 | 1018  | Morgan Road                 | County Road 7                                | Lamont Creek Drive                           | Rural                | Asphalt               | 80         | 4                 | 1158               | 200-499         | 7                     | None Required  | -                     |                 | -                           | -                          | -                           |
| 614 | 858   | Mountain View Court         | Buist Street                                 | South End                                    | Semi-Urban           | Asphalt               | 50         | 6                 | 147                | 0-49            | 8                     | Mtce Crack Sealing                                   | 2,900                 |                 | 2,900                       | 2,900                      | -                           |
| 615 | 944   | Mowat Street N              | 1600m North of Weir Street                   | 27/28 Sideroad Nottawasaga                   | Rural                | Gravel                | 80         | 4                 | 178                | 50-199          | 5                     | Rural Reconstruction Single Lift Asphalt             | 101,800               | 100,000         | 201,800                     | 20,200                     | 181,600                     |
| 616 | 363A  | Mowat Street N              | 560m North of Weir Street                    | 1600m North of Weir Street                   | Rural                | Gravel                | 80         | 4                 | 1040               | 50-199          | 5                     | Rural Reconstruction Single Lift Asphalt             | 594,900               | 550,000         | 1,144,900                   | 114,500                    | 1,030,400                   |
| 617 | 552   | Mowat Street N              | Weir Street                                  | Highway 26                                   | Urban                | Asphalt               | 50         | 5                 | 64                 | 200-499         | 6                     | Urban Reconstruction Storm Sewer Double Lift Asphalt | 106,200               | 45,000          | 151,200                     | 15,100                     | 136,100                     |
| 618 | 363   | Mowat Street N              | Weir Street                                  | 560m North of Weir Street                    | Urban                | Gravel                | 50         | 5                 | 560                | 200-499         | 6                     | Urban Reconstruction Storm Sewer Double Lift Asphalt | 929,600               | 300,000         | 1,229,600                   | 123,000                    | 1,106,600                   |
| 619 | 180   | Mowat Street S              | Sunnidale Street                             | Cherry Street                                | Urban                | Asphalt               | 50         | 6                 | 124                | 0-49            | 5                     | Semi Urban Pulverize Gravel Single Lift Asphalt      | 23,300                |                 | 23,300                      | 23,300                     | -                           |
| 620 | 45    | Mulmur-Nottawasaga Townline | County Road 42                               | Centre Line Road                             | Rural                | Asphalt               | 80         | 4                 | 2758               | 500-999         | 6                     | Mtce Dina Patch and Slurry Seal                      | 121,400               |                 | 121,400                     | 121,400                    | -                           |
| 621 | 242   | Mulmur-Nottawasaga Townline | County Road 42                               | Concession 3 South Nottawasaga               | Rural                | Gravel                | 80         | 4                 | 1341               | 50-199          | 7                     | Mtce Resurface Gravel                                | 26,800                |                 | 26,800                      | 26,800                     | -                           |
| 622 | 182   | Mulmur-Nottawasaga Townline | Mulmur-Nottawasaga Townline                  | Concession 5 South Nottawasaga               | Rural                | Gravel                | 80         | 4                 | 1432               | 50-199          | 6                     | Mtce Resurface Gravel                                | 28,600                |                 | 28,600                      | 28,600                     | -                           |
| 623 | 24    | Mulmur-Nottawasaga Townline | Concession 5 South Nottawasaga               | 1400m East of Concession 5 South Nottawasaga | Rural                | Gravel                | 80         | 6                 | 1398               | 0-49            | 6                     | Mtce Resurface Gravel                                | 28,000                |                 | 28,000                      | 28,000                     | -                           |
| 624 | 521   | Mulmur-Nottawasaga Townline | 1400m East of Concession 5 South Nottawasaga | Mulmur-Nottawasaga Townline                  | Rural                | Gravel                | 80         | 6                 | 307                | 0-49            | 6                     | Mtce Resurface Gravel                                | 6,100                 |                 | 6,100                       | 6,100                      | -                           |
| 625 | 21    | Mulmur-Nottawasaga Townline | Concession 6 South Nottawasaga               | Concession 5 South Nottawasaga               | Rural                | Gravel                | 80         | 4                 | 1385               | 50-199          | 7                     | Rural Ditching Base Gravel                           | 76,200                |                 | 76,200                      | 76,200                     | -                           |
| 626 | 20    | Mulmur-Nottawasaga Townline | Lavender Hill                                | Concession 10 South Nottawasaga              | Rural                | Gravel                | 80         | 4                 | 2587               | 50-199          | 7                     | Mtce Resurface Gravel                                | 51,700                |                 | 51,700                      | 51,700                     | -                           |
| 627 | 236   | Mulmur-Nottawasaga Townline | Lavender Hill                                | Concession 10 South Nottawasaga              | Rural                | Gravel                | 80         | 4                 | 130                | 50-199          | 7                     | Mtce Resurface Gravel                                | 2,600                 |                 | 2,600                       | 2,600                      | -                           |
| 628 | 237   | Mulmur-Nottawasaga Townline | Concession 10 South Nottawasaga              | Concession 8 South Nottawasaga               | Rural                | Gravel                | 80         | 4                 | 2630               | 50-199          | 7                     | Mtce Resurface Gravel                                | 52,600                |                 | 52,600                      | 52,600                     | -                           |
| 629 | 16    | Mulmur-Nottawasaga Townline | Concession 10 South Nottawasaga              | 629m West of Concession 10 South Nottawasaga | Rural                | Gravel                | 80         | 6                 | 629                | 0-49            | 7                     | Mtce Resurface Gravel                                | 12,600                |                 | 12,600                      | 12,600                     | -                           |
| 630 | 18    | Mulmur-Nottawasaga Townline | County Road 124                              | 940m East of County Road 124                 | Rural                | Gravel                | 80         | 6                 | 940                | 0-49            | 7                     | Mtce Resurface Gravel                                | 18,800                |                 | 18,800                      | 18,800                     | -                           |
| 631 | 18A   | Mulmur-Nottawasaga Townline | 940m East of County Road 124                 | 1421m East of County Road 124                | Rural                | Earth                 | 80         | 6                 | 481                | 0-49            | 5                     | None Required  | -                     |                 | -                           | -                          | -                           |
| 632 | 16A   | Mulmur-Nottawasaga Townline | 629m West of Concession 10 South Nottawasaga | West End                                     | Rural                | Gravel                | 80         | 6                 | 359                | 0-49            | 7                     | Mtce Resurface Gravel                                | 7,200                 |                 | 7,200                       | 7,200                      | -                           |
| 633 | 120   | Murray Crescent             | Birchwood Boulevard                          | Wyant Road                                   | Semi-Urban           | Asphalt               | 50         | 6                 | 342                | 50-199          | 9                     | Mtce Crack Sealing                                   | 6,800                 |                 | 6,800                       | 6,800                      | -                           |
| 634 | 677   | Nelson Street               | Library Street                               | Mary Street                                  | Urban                | Asphalt               | 50         | 6                 | 221                | 50-199          | 7                     | Mtce Crack Sealing                                   | 4,400                 |                 | 4,400                       | 4,400                      | -                           |
| 635 | 238   | Nelson Street               | Mill Street                                  | Library Street                               | Urban                | Asphalt               | 50         | 6                 | 149                | 50-199          | 7                     | Semi Urban Spot Improvement Single Lift Asphalt      | 23,800                |                 | 23,800                      | 23,800                     | -                           |
| 636 | 393   | Nixon Street                | Superior Street                              | East End                                     | Urban                | Asphalt               | 50         | 6                 | 61                 | 0-49            | 9                     | Mtce Crack Sealing                                   | 1,200                 |                 | 1,200                       | 1,200                      | -                           |
| 637 | 86    | Norris Street               | County Road 42                               | West End                                     | Semi-Urban           | Asphalt               | 60         | 6                 | 118                | 0-49            | 8                     | None Required  | -                     |                 | -                           | -                          | -                           |
| 638 | 555   | North Street                | Highway 26                                   | Stayner Street                               | Urban                | Asphalt               | 50         | 5                 | 387                | 500-999         | 7                     | Urban Reconstruction Storm Sewer Double Lift Asphalt |                       | 332,000         | 332,000                     | 33,200                     | 298,800                     |
| 639 | 333   | North Street                | Stayner Street                               | Eric Street                                  | Urban                | Asphalt               | 50         | 5                 | 81                 | 500-999         | 8                     | Mtce Crack Sealing                                   | 1,600                 |                 | 1,600                       | 1,600                      | -                           |
| 640 | 395   | North Street                | Eric Street                                  | East Street                                  | Urban                | Asphalt               | 50         | 5                 | 116                | 200-499         | 6                     | Urban Overlay Mill Single Lift Asphalt               | 23,200                |                 | 23,200                      | 23,200                     | -                           |
| 641 | 639   | Northwood Drive             | Woodview Drive                               | North End                                    | Semi-Urban           | Asphalt               | 50         | 6                 | 221                | 0-49            | 5                     | Semi Urban Pulverize Gravel Single Lift Asphalt      | 41,500                |                 | 41,500                      | 41,500                     | -                           |
| 642 | 73    | Oak Street                  | Point Street                                 | Highway 26                                   | Urban                | Asphalt               | 50         | 5                 | 29                 | 2000-2999       | 7                     | Semi Urban Pulverize Gravel Single Lift Asphalt      | 5,500                 |                 | 5,500                       | 5,500                      | -                           |
| 643 | 482   | Oak Street                  | William Street                               | Point Street                                 | Urban                | Asphalt               | 50         | 5                 | 119                | 2000-2999       | 7                     | Semi Urban Pulverize Gravel Single Lift Asphalt      | 22,400                |                 | 22,400                      | 22,400                     | -                           |
| 644 | 420   | Oak Street                  | John Street                                  | William Street                               | Urban                | Asphalt               | 50         | 5                 | 243                | 2000-2999       | 6                     | Semi Urban Pulverize Gravel Single Lift Asphalt      | 45,700                |                 | 45,700                      | 45,700                     | -                           |
| 645 | 115   | Oak Street                  | Charles Street                               | John Street                                  | Urban                | Asphalt               | 50         | 5                 | 121                | 200-499         | 7                     | Mtce Crack Sealing                                   | 2,400                 |                 | 2,400                       | 2,400                      | -                           |
| 646 | 281   | Oak Street                  | Superior Street                              | Charles Street                               | Urban                | Asphalt               | 50         | 5                 | 117                | 200-499         | 7                     | Mtce Crack Sealing                                   | 2,300                 |                 | 2,300                       | 2,300                      | -                           |
| 647 | 485   | Oak Street                  | Superior Street                              | Christopher Street                           | Urban                | Asphalt               | 50         | 5                 | 122                | 200-499         | 9                     | Mtce Crack Sealing                                   | 2,400                 |                 | 2,400                       | 2,400                      | -                           |
| 648 | 39    | Oakdale Drive               | Pinedale Drive                               | Windham Street                               | Urban                | Asphalt               | 40         | 6                 | 92                 | 50-199          | 7                     | Mtce Crack Sealing                                   | 1,800                 |                 | 1,800                       | 1,800                      | -                           |
| 649 | 40    | Oakdale Drive               | County Road 9                                | Pinedale Drive                               | Urban                | Asphalt               | 40         | 6                 | 125                | 50-199          | 7                     | Mtce Crack Sealing                                   | 2,500                 |                 | 2,500                       | 2,500                      | -                           |
| 650 | 498   | Ontario Street              | John Street                                  | Highway 26                                   | Urban                | Asphalt               | 50         | 5                 | 111                | 500-999         | 7                     | Semi Urban Spot Improvement Single Lift Asphalt      | 17,800                |                 | 17,800                      | 17,800                     | -                           |
| 651 | 447   | Ontario Street              | Charles Street                               | John Street                                  | Urban                | Asphalt               | 50         | 5                 | 120                | 500-999         | 7                     | Mtce Crack Sealing                                   | 2,400                 |                 | 2,400                       | 2,400                      | -                           |
| 652 | 181   | Ontario Street              | Superior Street                              | Charles Street                               | Urban                | Asphalt               | 50         | 5                 | 121                | 500-999         | 7                     | Mtce Crack Sealing                                   | 2,400                 |                 | 2,400                       | 2,400                      | -                           |
| 653 | 1000  | Orchard Lane                | Collingwood-Clearview Townline               | South End                                    | Rural                | Gravel                | 50         | 6                 | 368                | 0-49            | -1                    | None Required  | -                     |                 | -                           | -                          | -                           |
| 654 | 133   | Orser Street                | County Road 10                               | East End                                     | Semi-Urban           | Gravel                | 50         | 6                 | 109                | 0-49            | 7                     | Mtce Resurface Gravel                                | 2,200                 |                 | 2,200                       | 2,200                      | -                           |
| 655 | 1019  | Osprey-Clearview Townline   | County Road 31                               | Eagle Crescent                               | Rural                | Asphalt               | 50         | 6                 | 954                | 50-199          | 8                     | Mtce Crack Sealing                                   | 19,100                |                 | 19,100                      | 19,100                     | -                           |
| 656 | 342   | Palmerston Street           | Clarendon Street                             | Switzer Street                               | Urban                | Asphalt               | 50         | 6                 | 157                | 0-49            | 7                     | Semi Urban Pulverize Gravel Single Lift Asphalt      | 29,500                |                 | 29,500                      | 29,500                     | -                           |
| 657 | 46    | Park Drive                  | Louisa Street                                | McCrea Drive                                 | Urban                | Asphalt               | 50         | 6                 | 130                | 0-49            | 7                     | Semi Urban Overlay Single Slurry Seal                | 3,900                 |                 | 3,900                       | 3,900                      | -                           |
| 658 | 811   | Parkland Drive              | Homestead Drive                              | East End                                     | Semi-Urban           | Asphalt               | 50         | 6                 | 198                | 0-49            | 5                     | Semi Urban Pulverize Gravel Single Lift Asphalt      | 37,200                |                 | 37,200                      | 37,200                     | -                           |
| 659 | 689   | Parkland Drive              | Woodview Drive                               | Homestead Drive                              | Semi-Urban           | Asphalt               | 50         | 6                 | 245                | 0-49            | 5                     | Semi Urban Pulverize Gravel Single Lift Asphalt      | 46,100                |                 | 46,100                      | 46,100                     | -                           |
| 660 | 697   | Parkland Drive              | Woodview Drive                               | West End                                     | Semi-Urban           | Asphalt               | 50         | 6                 | 120                | 50-199          | 5                     | Semi Urban Pulverize Gravel Single Lift Asphalt      | 22,600                |                 | 22,600                      | 22,600                     | -                           |
| 661 | 34    | Parkway Drive               | Edgewood Crescent                            | North End                                    | Semi-Urban           | Asphalt               | 50         | 6                 | 73                 | 50-199          | 6                     | Semi Urban Pulverize Gravel Single Lift Asphalt      | 13,700                |                 | 13,700                      | 13,700                     | -                           |
| 662 | 385   | Parkway Drive               | Edgewood Crescent                            | Tuxedo Court                                 | Urban                | Asphalt               | 50         | 6                 | 115                | 50-199          | 6                     | Semi Urban Pulverize Gravel Single Lift Asphalt      | 21,600                |                 | 21,600                      | 21,600                     | -                           |
| 663 | 538   | Parkway Drive               | Greencrest Avenue                            | Tuxedo Court                                 | Urban                | Asphalt               | 50         | 6                 | 103                | 50-199          | 6                     | Semi Urban Pulverize Gravel Single Lift Asphalt      | 19,400                |                 | 19,400                      | 19,400                     | -                           |
| 664 | 336   | Parkway Drive               | County Road 9                                | Greencrest Avenue                            | Urban                | Asphalt               | 50         | 6                 | 77                 | 50-199          | 6                     | Semi Urban Pulverize Gravel Single Lift Asphalt      | 14,500                |                 | 14,500                      | 14,500                     | -                           |
| 665 | 442   | Perry Street                | Highway 26                                   | William Street                               | Urban                | Asphalt               | 50         | 5                 | 61                 | 2000-2999       | 6                     | Semi Urban Pulverize Gravel Single Lift Asphalt      | 11,500                |                 | 11,500                      | 11,500                     | -                           |
| 666 | 71    | Perry Street                | William Street                               | Gideon Street                                | Urban                | Asphalt               | 50         | 5                 | 120                | 2000-2999       | 6                     | Semi Urban Pulverize Gravel Single Lift Asphalt      | 22,600                |                 | 22,600                      | 22,600                     | -                           |
| 667 | 472   | Perry Street                | John Street                                  | Gideon Street                                | Urban                | Asphalt               | 50         | 5                 | 122                | 2000-2999       | 8                     | Mtce Crack Sealing                                   | 2,400                 |                 | 2,400                       | 2,400                      | -                           |
| 668 | 330   | Perry Street                | John Street                                  | Charles Street                               | Urban                | Asphalt               | 50         | 5                 | 120                | 500-999         | 7                     | Mtce Crack Sealing                                   | 2,400                 |                 | 2,400                       | 2,400                      | -                           |

TOWNSHIP OF CLEARVIEW  
ROAD AND BRIDGE NEEDS STUDY 2019 - 2023  
ROAD INVENTORY

|     | C     | E                  | F  | G  | Z                    | AD                    | AE         | AG                | BK                 | BL              | BN                    | BQ  | BS                    | BT              | BU                          | BV                         | BW                          |
|-----|-------|--------------------|--|--|----------------------|-----------------------|------------|-------------------|--------------------|-----------------|-----------------------|---|-----------------------|-----------------|-----------------------------|----------------------------|-----------------------------|
| 1   | GisID | Road Name          | From                                       | To   | Roadside Environment | Surface Material 2018 | SpeedLimit | Maintenance Class | Section Length (m) | AADT Range 2018 | Condition Rating 2018 | Proposed Improvement Description                | Improvement Cost (\$) | Other Cost (\$) | Total Improvement Cost (\$) | Township Share Improvement | Developer Share Improvement |
| 669 | 175   | Perry Street       | Charles Street                             | Superior Street                              | Urban                | Asphalt               | 50         | 5                 | 120                | 500-999         | 7                     | Mtce Crack Sealing                              | 2,400                 |                 | 2,400                       | 2,400                      | -                           |
| 670 | 550   | Perry Street       | Superior Street                            | Jane Street                                  | Urban                | Asphalt               | 50         | 5                 | 120                | 200-499         | 7                     | Mtce Crack Sealing                              | 2,400                 |                 | 2,400                       | 2,400                      | -                           |
| 671 | 28    | Perry Street       | Jane Street                                | Christopher Street                           | Urban                | Asphalt               | 50         | 5                 | 96                 | 200-499         | 5                     | Semi Urban Pulverize Gravel Single Lift Asphalt | 18,000                |                 | 18,000                      | 18,000                     | -                           |
| 672 | 465   | Phillips Street    | Highway 26                                 | 247m North of Sunnidale Street               | Urban                | Asphalt               | 50         | 5                 | 73                 | 1000-1999       | 8                     | Mtce Crack Sealing                              | 1,500                 |                 | 1,500                       | 1,500                      | -                           |
| 673 | 940   | Phillips Street    | 122m North of Sunnidale Street             | Sunnidale Street                             | Urban                | Asphalt               | 50         | 5                 | 122                | 1000-1999       | 8                     | Mtce Crack Sealing                              | 2,400                 |                 | 2,400                       | 2,400                      | -                           |
| 674 | 527   | Phillips Street    | Sunnidale Street                           | South End                                    | Urban                | Asphalt               | 50         | 6                 | 205                | 0-49            | 7                     | Semi Urban Reconstruction Double Lift Asphalt   | 143,500               |                 | 143,500                     | 143,500                    | -                           |
| 675 | 940A  | Phillips Street    | 247m North of Sunnidale Street             | 122m North of Sunnidale Street               | Urban                | Asphalt               | 50         | 5                 | 125                | 1000-1999       | 8                     | Mtce Crack Sealing                              | 2,500                 |                 | 2,500                       | 2,500                      | -                           |
| 676 | 332   | Pine Street        | Point Street                               | William Street                               | Urban                | Asphalt               | 50         | 5                 | 120                | 200-499         | 7                     | Semi Urban Pulverize Gravel Single Lift Asphalt | 22,600                |                 | 22,600                      | 22,600                     | -                           |
| 677 | 381   | Pine Street        | William Street                             | Beech Street                                 | Urban                | Asphalt               | 50         | 5                 | 121                | 200-499         | 6                     | Semi Urban Pulverize Gravel Single Lift Asphalt | 22,700                |                 | 22,700                      | 22,700                     | -                           |
| 678 | 307   | Pine Street        | John Street                                | John Street                                  | Urban                | Asphalt               | 50         | 5                 | 121                | 200-499         | 7                     | Semi Urban Pulverize Gravel Single Lift Asphalt | 22,700                |                 | 22,700                      | 22,700                     | -                           |
| 679 | 30    | Pine Street        | John Street                                | Charles Street                               | Urban                | Asphalt               | 50         | 5                 | 122                | 200-499         | 6                     | Semi Urban Pulverize Gravel Single Lift Asphalt | 22,900                |                 | 22,900                      | 22,900                     | -                           |
| 680 | 77    | Pine Street        | Charles Street                             | Christopher Street                           | Urban                | Asphalt               | 50         | 5                 | 150                | 200-499         | 7                     | Semi Urban Spot Improvement Single Lift Asphalt | 24,000                |                 | 24,000                      | 24,000                     | -                           |
| 681 | 38    | Pinedale Drive     | West End                                   | Oakdale Drive                                | Urban                | Asphalt               | 40         | 6                 | 58                 | 50-199          | 7                     | Mtce Crack Sealing                              | 1,200                 |                 | 1,200                       | 1,200                      | -                           |
| 682 | 340   | Pineway Court      | Windham Street                             | South End                                    | Urban                | Asphalt               | 40         | 6                 | 146                | 0-49            | 7                     | Mtce Crack Sealing                              | 2,900                 |                 | 2,900                       | 2,900                      | -                           |
| 683 | 493   | Point Street       | Oak Street                                 | Pine Street                                  | Urban                | Asphalt               | 50         | 5                 | 124                | 1000-1999       | 7                     | Mtce Crack Sealing                              | 2,500                 |                 | 2,500                       | 2,500                      | -                           |
| 684 | 331   | Point Street       | Catherine Street                           | Pine Street                                  | Urban                | Asphalt               | 50         | 5                 | 72                 | 1000-1999       | 7                     | Mtce Crack Sealing                              | 1,400                 |                 | 1,400                       | 1,400                      | -                           |
| 685 | 516   | Point Street       | Catherine Street                           | County Road 42                               | Urban                | Asphalt               | 50         | 5                 | 146                | 1000-1999       | 7                     | Semi Urban Pulverize Gravel Single Lift Asphalt | 27,400                |                 | 27,400                      | 27,400                     | -                           |
| 686 | 597   | Poplar Sideroad    | Concession 10 North Nottawasaga            | Homestead Drive                              | Rural                | Asphalt               | 50         | 5                 | 902                | 1000-1999       | 7                     | Mtce Crack Sealing                              | 18,000                |                 | 18,000                      | 18,000                     | -                           |
| 687 | 827   | Poplar Sideroad    | Woodview Drive                             | Homestead Drive                              | Rural                | Asphalt               | 50         | 5                 | 284                | 1000-1999       | 7                     | Mtce Crack Sealing                              | 5,700                 |                 | 5,700                       | 5,700                      | -                           |
| 688 | 826   | Poplar Sideroad    | 217m West of Osler Pines Drive             | Woodview Drive                               | Rural                | Asphalt               | 50         | 5                 | 340                | 1000-1999       | 7                     | Mtce Crack Sealing                              | 6,800                 |                 | 6,800                       | 6,800                      | -                           |
| 689 | 942   | Poplar Sideroad    | Osler Pines Road                           | 217m West of Osler Pines Drive               | Rural                | Asphalt               | 50         | 5                 | 217                | 1000-1999       | 7                     | Mtce Crack Sealing                              | 4,300                 |                 | 4,300                       | 4,300                      | -                           |
| 690 | 825   | Poplar Sideroad    | Osler Pines Road                           | Osler Pines Road                             | Rural                | Asphalt               | 50         | 5                 | 171                | 1000-1999       | 7                     | Mtce Crack Sealing                              | 3,400                 |                 | 3,400                       | 3,400                      | -                           |
| 691 | 847   | Poplar Sideroad    | Angus Drive                                | Osler Pines Road                             | Rural                | Asphalt               | 50         | 5                 | 369                | 1000-1999       | 7                     | Mtce Crack Sealing                              | 7,400                 |                 | 7,400                       | 7,400                      | -                           |
| 692 | 810   | Poplar Sideroad    | Collingwood-Clearview Townline             | Angus Drive                                  | Rural                | Asphalt               | 50         | 5                 | 477                | 1000-1999       | 7                     | Mtce Crack Sealing                              | 9,500                 |                 | 9,500                       | 9,500                      | -                           |
| 693 | 619   | Poplar Street      | Side Street                                | Industrial Road                              | Rural                | Asphalt Base          | 50         | 6                 | 406                | 50-199          | 9                     | Mtce Crack Sealing                              | 8,100                 |                 | 8,100                       | 8,100                      | -                           |
| 694 | 63    | Purple Hill Lane   | Collingwood Street                         | East End                                     | Semi-Urban           | Asphalt               | 50         | 6                 | 452                | 0-49            | 5                     | Semi Urban Pulverize Gravel Single Lift Asphalt | 85,000                |                 | 85,000                      | 85,000                     | -                           |
| 695 | 359   | Quebec Street      | County Road 42                             | Sutherland Street                            | Urban                | Asphalt Base          | 50         | 6                 | 125                | 50-199          | 7                     | Urban Overlay Mill Single Lift Asphalt          | 25,000                |                 | 25,000                      | 25,000                     | -                           |
| 696 | 112   | Quebec Street      | Sutherland Street                          | Stayner Street                               | Urban                | Asphalt Base          | 50         | 6                 | 178                | 50-199          | 8                     | Urban Overlay Mill Single Lift Asphalt          | 35,600                |                 | 35,600                      | 35,600                     | -                           |
| 697 | 304   | Quebec Street      | Stayner Street                             | Water Street                                 | Urban                | Asphalt Base          | 50         | 6                 | 219                | 50-199          | 8                     | Urban Overlay Mill Single Lift Asphalt          | 43,800                |                 | 43,800                      | 43,800                     | -                           |
| 698 | 98    | Quebec Street      | Water Street                               | Willow Street                                | Urban                | Asphalt Base          | 50         | 6                 | 256                | 50-199          | 8                     | Urban Overlay Mill Single Lift Asphalt          | 51,200                |                 | 51,200                      | 51,200                     | -                           |
| 699 | 174   | Quebec Street      | Willow Street                              | Side Street                                  | Urban                | Asphalt Base          | 50         | 6                 | 130                | 50-199          | 8                     | Urban Overlay Mill Single Lift Asphalt          | 26,000                |                 | 26,000                      | 26,000                     | -                           |
| 700 | 659   | Queen Street       | County Road 124                            | Townley Street                               | Semi-Urban           | Asphalt               | 50         | 6                 | 122                | 50-199          | 8                     | Mtce Crack Sealing                              | 2,400                 |                 | 2,400                       | 2,400                      | -                           |
| 701 | 868   | Queen Street       | County Road 124                            | Melville Street                              | Semi-Urban           | Asphalt               | 50         | 6                 | 122                | 0-49            | 8                     | Mtce Crack Sealing                              | 2,400                 |                 | 2,400                       | 2,400                      | -                           |
| 702 | 989   | Raintree Court     | Meadowlark Way                             | South End                                    | Urban                | Asphalt               | 50         | 6                 | 364                | 50-199          | 8                     | Mtce Crack Sealing                              | 7,300                 |                 | 7,300                       | 7,300                      | -                           |
| 703 | 710   | Red Oak Trail      | Forest Crescent                            | North End                                    | Urban                | Asphalt               | 50         | 6                 | 45                 | 50-199          | 9                     | Mtce Crack Sealing                              | 900                   |                 | 900                         | 900                        | -                           |
| 704 | 709   | Red Oak Trail      | Regina Street                              | Forest Crescent                              | Urban                | Asphalt               | 50         | 6                 | 86                 | 50-199          | 9                     | Mtce Crack Sealing                              | 1,700                 |                 | 1,700                       | 1,700                      | -                           |
| 705 | 733A  | Red Oak Trail      | Lia Drive                                  | Regina Street                                | Urban                | Asphalt               | 50         | 6                 | 150                | 50-199          | 9                     | None Required                                   | -                     |                 | -                           | -                          | -                           |
| 706 | 733   | Red Oak Trail      | Spruce Street                              | Lia Drive                                    | Urban                | Asphalt               | 50         | 6                 | 97                 | 50-199          | 9                     | None Required                                   | -                     |                 | -                           | -                          | -                           |
| 707 | 886   | Regent Street      | Concession 6 North Nottawasaga             | East End                                     | Rural                | Gravel                | 50         | 6                 | 572                | 0-49            | 8                     | Mtce Resurface Gravel                           | 11,400                |                 | 11,400                      | 11,400                     | -                           |
| 708 | 53    | Regina Street      | East Street                                | Valleyfield Crescent                         | Urban                | Asphalt               | 50         | 5                 | 108                | 200-499         | 6                     | Urban Overlay Mill Single Lift Asphalt          | 21,600                |                 | 21,600                      | 21,600                     | -                           |
| 709 | 372   | Regina Street      | Valley Field Crescent                      | Forest Crescent                              | Urban                | Asphalt               | 50         | 6                 | 202                | 50-199          | 9                     | Mtce Crack Sealing                              | 4,000                 |                 | 4,000                       | 4,000                      | -                           |
| 710 | 371   | Regina Street      | Red Oak Trail                              | Forest Crescent                              | Urban                | Asphalt               | 50         | 6                 | 134                | 50-199          | 9                     | Mtce Crack Sealing                              | 2,700                 |                 | 2,700                       | 2,700                      | -                           |
| 711 | 1003  | Regina Street      | Roy Drive                                  | Industrial Road                              | Urban                | Asphalt Base          | 50         | 6                 | 37                 | 0-49            | 8                     | Urban Overlay Mill Single Lift Asphalt          | 7,400                 |                 | 7,400                       |                            | 7,400                       |
| 712 | 1002  | Regina Street      | Roy Drive                                  | Roy Drive                                    | Urban                | Asphalt Base          | 50         | 5                 | 79                 | 200-499         | 8                     | Urban Overlay Mill Single Lift Asphalt          | 15,800                |                 | 15,800                      |                            | 15,800                      |
| 713 | 1001  | Regina Street      | Red Oak Trail                              | Roy Drive                                    | Urban                | Asphalt Base          | 50         | 5                 | 97                 | 200-499         | 8                     | Urban Overlay Mill Single Lift Asphalt          | 19,400                |                 | 19,400                      |                            | 19,400                      |
| 714 | 194   | Ringtail Crescent  | Whitetail Drive                            | Concession 5 Sunnidale                       | Semi-Urban           | Asphalt               | 50         | 6                 | 374                | 50-199          | 8                     | Mtce Crack Sealing                              | 7,500                 |                 | 7,500                       | 7,500                      | -                           |
| 715 | 628   | River Street       | Gershom Street                             | South End                                    | Rural                | Gravel                | 50         | 6                 | 53                 | 0-49            | 7                     | Mtce Resurface Gravel                           | 1,100                 |                 | 1,100                       | 1,100                      | -                           |
| 716 | 657   | Riverside Drive    | 2250m Nw of Concession 6 South Nottawasaga | Concession 6 South Nottawasaga               | Rural                | Asphalt               | 70         | 4                 | 576                | 500-999         | 7                     | Mtce Crack Sealing                              | 11,500                |                 | 11,500                      | 11,500                     | -                           |
| 717 | 652   | Riverside Drive    | Concession 6 South Nottawasaga             | 2250m Nw of Concession 6 South Nottawasaga   | Rural                | Asphalt               | 70         | 4                 | 2249               | 500-999         | 7                     | Mtce Crack Sealing                              | 45,000                | 20,000          | 65,000                      | 65,000                     | -                           |
| 718 | 613   | Riverside Drive    | Concession 6 South Nottawasaga             | County Road 9                                | Rural                | Asphalt               | 70         | 4                 | 868                | 500-999         | 8                     | Mtce Crack Sealing                              | 17,400                |                 | 17,400                      | 17,400                     | -                           |
| 719 | 6     | Robertson Street   | County Road 42                             | Fisher Street                                | Semi-Urban           | Asphalt               | 60         | 6                 | 317                | 0-49            | 7                     | Mtce Slurry Seal                                | 7,000                 |                 | 7,000                       | 7,000                      | -                           |
| 720 | 1004  | Roy Drive          | Regina Street                              | Regina Street                                | Urban                | Asphalt Base          | 50         | 6                 | 231                | 50-199          | 8                     | Urban Overlay Mill Single Lift Asphalt          | 46,200                |                 | 46,200                      |                            | 46,200                      |
| 721 | 198   | Royal's Road       | Lavender Hill Road                         | East End                                     | Rural                | Gravel                | 50         | 6                 | 162                | 0-49            | 7                     | Mtce Resurface Gravel                           | 3,200                 |                 | 3,200                       | 3,200                      | -                           |
| 722 | 655   | Saint Clair Street | County Road 91                             | South End                                    | Semi-Urban           | Asphalt               | 50         | 6                 | 152                | 0-49            | 6                     | Semi Urban Pulverize Gravel Single Lift Asphalt | 28,600                |                 | 28,600                      | 28,600                     | -                           |
| 723 | 232   | Sarah Street       | Caroline Street West                       | Elizabeth Street West                        | Urban                | Asphalt               | 50         | 6                 | 120                | 0-49            | 5                     | Semi Urban Pulverize Gravel Single Lift Asphalt | 22,600                |                 | 22,600                      | 22,600                     | -                           |
| 724 | 560   | Saunders Street    | Scott Street                               | West End                                     | Urban                | Asphalt               | 50         | 5                 | 213                | 500-999         | 7                     | Semi Urban Pulverize Gravel Single Lift Asphalt | 40,000                |                 | 40,000                      | 40,000                     | -                           |
| 725 | 1     | Scott Street       | Locke Avenue                               | McCrea Drive                                 | Urban                | Asphalt               | 50         | 5                 | 312                | 500-999         | 9                     | Mtce Crack Sealing                              | 6,200                 |                 | 6,200                       | 6,200                      | -                           |
| 726 | 431   | Scott Street       | Saunders Street                            | McCrea Drive                                 | Urban                | Asphalt               | 50         | 5                 | 109                | 500-999         | 9                     | Mtce Crack Sealing                              | 2,200                 |                 | 2,200                       | 2,200                      | -                           |
| 727 | 561   | Scott Street       | Saunders Street                            | Kirkwood Drive                               | Urban                | Asphalt               | 50         | 5                 | 19                 | 500-999         | 9                     | Mtce Crack Sealing                              | 400                   |                 | 400                         | 400                        | -                           |
| 728 | 557   | Scott Street       | Weir Street                                | Kirkwood Drive                               | Urban                | Asphalt               | 50         | 5                 | 247                | 500-999         | 9                     | Mtce Crack Sealing                              | 4,900                 |                 | 4,900                       | 4,900                      | -                           |
| 729 | 462   | Scott Street       | Highway 26                                 | Weir Street                                  | Urban                | Asphalt               | 50         | 5                 | 67                 | 500-999         | 9                     | Mtce Crack Sealing                              | 1,300                 |                 | 1,300                       | 1,300                      | -                           |
| 730 | 682   | Side Street        | Quebec Street                              | County Road 91                               | Semi-Urban           | Asphalt               | 50         | 5                 | 117                | 200-499         | 9                     | Mtce Crack Sealing                              | 2,300                 |                 | 2,300                       | 2,300                      | -                           |
| 731 | 664   | Side Street        | Quebec Street                              | Centre Street                                | Semi-Urban           | Asphalt               | 50         | 6                 | 197                | 50-199          | 9                     | Mtce Crack Sealing                              | 3,900                 |                 | 3,900                       | 3,900                      | -                           |
| 732 | 673   | Side Street        | Centre Street                              | Poplar Street                                | Urban                | Asphalt               | 50         | 6                 | 99                 | 50-199          | 9                     | Mtce Crack Sealing                              | 2,000                 |                 | 2,000                       | 2,000                      | -                           |
| 733 | 410   | Simcoe Street      | Datas Drive                                | Dominion Drive                               | Urban                | Asphalt               | 50         | 6                 | 83                 | 50-199          | 6                     | Semi Urban Pulverize Gravel Single Lift Asphalt | 15,600                |                 | 15,600                      | 15,600                     | -                           |
| 734 | 47    | Simcoe Street      | Louisa Street                              | Datas Drive                                  | Urban                | Asphalt               | 50         | 6                 | 174                | 50-199          | 6                     | Semi Urban Pulverize Gravel Single Lift Asphalt | 32,700                |                 | 32,700                      | 32,700                     | -                           |
| 735 | 524   | Spruce Street      | Valleyfield Crescent                       | East Street                                  | Urban                | Asphalt               | 50         | 5                 | 84                 | 200-499         | 6                     | Semi Urban Pulverize Gravel Single Lift Asphalt | 15,800                |                 | 15,800                      | 15,800                     | -                           |
| 736 | 476   | Spruce Street      | Country Lane                               | Valleyfield Crescent                         | Urban                | Asphalt               | 50         | 5                 | 176                | 200-499         | 8                     | Mtce Crack Sealing                              | 3,500                 |                 | 3,500                       | 3,500                      | -                           |
| 737 | 475   | Spruce Street      | Country Lane                               | Country Lane                                 | Urban                | Asphalt               | 50         | 6                 | 90                 | 50-199          | 9                     | None Required                                   | -                     |                 | -                           | -                          | -                           |
| 738 | 474   | Spruce Street      | Red Oak Trail                              | Country Lane                                 | Urban                | Asphalt               | 50         | 6                 | 103                | 50-199          | 9                     | None Required                                   | -                     |                 | -                           | -                          | -                           |
| 739 | 669   | Station Street     | Concession 8 South Nottawasaga             | 1120m East of Concession 8 South Nottawasaga | Rural                | Asphalt               | 60         | 4                 | 1159               | 500-999         | 6                     | Rural Pulverize Gravel Single Lift Asphalt      | 150,700               |                 | 150,700                     | 150,700                    | -                           |
| 740 | 334   | Stayner Street     | North Street                               | Debbie Street                                | Urban                | Asphalt               | 50         | 5                 | 131                | 200-499         | 5                     | Urban Overlay Mill Single Lift Asphalt          | 26,200                |                 | 26,200                      | 26,200                     | -                           |
| 741 | 461   | Stayner Street     | Montreal Street                            | Debbie Street                                | Urban                | Asphalt               | 50         | 5                 | 253                | 200-499         | 5                     | Semi Urban Pulverize Gravel Single Lift Asphalt | 47,600                |                 | 47,600                      | 47,600                     | -                           |
| 742 | 470   | Stayner Street     | Montreal Street                            | County Road 91                               | Urban                | Asphalt               | 50         | 5                 | 119                | 200-499         | 9                     | Mtce Crack Sealing                              | 2,400                 |                 | 2,400                       | 2,400                      | -                           |

**TOWNSHIP OF CLEARVIEW  
ROAD AND BRIDGE NEEDS STUDY 2019 - 2023  
ROAD INVENTORY**

| 1     | C         | E                             | F                                      | G                                      | Z                     | AD           | AE                | AG                 | BK               | BL                    | BN                               | BQ   | BS              | BT                          | BU                         | BV                          | BW      |
|-------|-----------|-------------------------------|--|--|-----------------------|--------------|-------------------|--------------------|------------------|-----------------------|----------------------------------|--|-----------------|-----------------------------|----------------------------|-----------------------------|---------|
| GisID | Road Name | From                          | To                                     | Roadside Environment                   | Surface Material 2018 | SpeedLimit   | Maintenance Class | Section Length (m) | AAADT Range 2018 | Condition Rating 2018 | Proposed Improvement Description | Improvement Cost (\$)                                | Other Cost (\$) | Total Improvement Cost (\$) | Township Share Improvement | Developer Share Improvement |         |
| 743   | 515       | Stayner Street                | County Road 91                         | Quebec Street                          | Unopened              | Gravel       | 50                | 6                  | 118              | 0-49                  | 5                                | Mtce Resurface Gravel                                | 2,400           |                             | 2,400                      | 2,400                       | -       |
| 744   | 890       | Stayner Street                | Warden Street                          | Quebec Street                          | Unopened              | Earth        | 50                | 6                  | 137              | 0-49                  | 5                                | Urban Reconstruction Storm Sewer Double Lift Asphalt | 227,400         |                             | 227,400                    |                             | 227,400 |
| 745   | 4         | Strongville Road              | Concession 9 Sunnidale                 | Highway 26                             | Rural                 | Asphalt      | 80                | 4                  | 1305             | 50-199                | 6                                | Rural Pulverize Gravel Single Lift Asphalt           | 169,700         |                             | 169,700                    | 169,700                     | -       |
| 746   | 1017      | Strongville Road              | Concession 9 Sunnidale                 | 200m South of Concession 9 Sunnidale   | Rural                 | Asphalt      | 80                | 4                  | 200              | 50-199                | 7                                | Rural Pulverize Gravel Single Lift Asphalt           | 26,000          |                             | 26,000                     | 26,000                      | -       |
| 747   | 81        | Strongville Road              | 314m North of 18/19 Sideroad Sunnidale | 18/19 Sideroad Sunnidale               | Rural                 | Gravel       | 80                | 4                  | 314              | 50-199                | 8                                | Mtce Resurface Gravel                                | 6,300           |                             | 6,300                      | 6,300                       | -       |
| 748   | 3         | Strongville Road              | 200m South of Concession 9 Sunnidale   | 314m North of 18/19 Sideroad Sunnidale | Urban                 | Asphalt      | 50                | 6                  | 1446             | 50-199                | 8                                | None Required  | -               |                             | -                          | -                           | -       |
| 749   | 553       | Sunnidale Street              | Sidell Drive                           | Centre Line Road                       | Urban                 | Asphalt      | 50                | 5                  | 228              | 1000-1999             | 8                                | Mtce Crack Sealing                                   | 4,600           |                             | 4,600                      | 4,600                       | -       |
| 750   | 421       | Sunnidale Street              | Phillips Street                        | Sidell Drive                           | Semi-Urban            | Asphalt      | 50                | 5                  | 999              | 1000-1999             | 8                                | Mtce Crack Sealing                                   | 20,000          |                             | 20,000                     | 20,000                      | -       |
| 751   | 248       | Sunnidale Street              | Mowat Street S                         | Phillips Street                        | Urban                 | Asphalt      | 50                | 5                  | 120              | 1000-1999             | 7                                | Semi Urban Pulverize Gravel Single Lift Asphalt      | 22,600          |                             | 22,600                     | 22,600                      | -       |
| 752   | 179       | Sunnidale Street              | Cherry Street                          | Mowat Street                           | Urban                 | Asphalt      | 50                | 5                  | 111              | 1000-1999             | 7                                | Semi Urban Pulverize Gravel Single Lift Asphalt      | 20,900          |                             | 20,900                     | 20,900                      | -       |
| 753   | 90        | Sunnidale-Tosorontio Townline | 1294m East of McCarthy Drive           | County Road 10                         | Rural                 | Asphalt      | 80                | 3                  | 360              | 1000-1999             | 8                                | Mtce Crack Sealing                                   | 7,200           |                             | 7,200                      | 7,200                       | -       |
| 754   | 84        | Sunnidale-Tosorontio Townline | 575m East of McCarthy Drive            | 1294m East of McCarthy Drive           | Rural                 | Asphalt      | 80                | 3                  | 720              | 1000-1999             | 8                                | Mtce Crack Sealing                                   | 14,400          |                             | 14,400                     | 14,400                      | -       |
| 755   | 520       | Sunnidale-Tosorontio Townline | McCarthy Drive                         | 575m East of McCarthy Drive            | Rural                 | Asphalt      | 80                | 3                  | 575              | 1000-1999             | 8                                | Mtce Crack Sealing                                   | 11,500          |                             | 11,500                     | 11,500                      | -       |
| 756   | 100       | Sunnidale-Tosorontio Townline | 12/13 Sideroad Sunnidale               | McCarthy Drive                         | Rural                 | Asphalt      | 80                | 3                  | 1218             | 1000-1999             | 9                                | Mtce Crack Sealing                                   | 24,400          |                             | 24,400                     | 24,400                      | -       |
| 757   | 64        | Sunnidale-Tosorontio Townline | 9/10 Sideroad Sunnidale                | 12/13 Sideroad South Sunnidale         | Rural                 | Asphalt      | 80                | 3                  | 1856             | 1000-1999             | 9                                | None Required  | -               |                             | -                          | -                           | -       |
| 758   | 319       | Sunnidale-Tosorontio Townline | Michael Street                         | 9/10 Sideroad Sunnidale                | Rural                 | Asphalt      | 80                | 3                  | 480              | 1000-1999             | 9                                | None Required  | -               |                             | -                          | -                           | -       |
| 759   | 459       | Sunnidale-Tosorontio Townline | Michael Street                         | 6/7 Sideroad Sunnidale                 | Rural                 | Asphalt      | 80                | 3                  | 1360             | 1000-1999             | 9                                | None Required  | -               |                             | -                          | -                           | -       |
| 760   | 185       | Sunnidale-Tosorontio Townline | 6/7 Sideroad Sunnidale                 | 494m West of 6/7 Sideroad Sunnidale    | Rural                 | Asphalt      | -1                | 3                  | 599              | 1000-1999             | 6                                | Mtce Crack Sealing                                   | 12,000          |                             | 12,000                     | 12,000                      | -       |
| 761   | 917       | Sunnidale-Tosorontio Townline | Sunnidale - Tosorontio Townline        | End of Road                            | Rural                 | Gravel       | 50                | 6                  | 147              | 0-49                  | 7                                | Mtce Resurface Gravel                                | 2,900           |                             | 2,900                      | 2,900                       | -       |
| 762   | 508       | Superior Street               | Nixon Street                           | Highway 26                             | Urban                 | Asphalt      | 50                | 5                  | 57               | 1000-1999             | 6                                | Mtce Crack Sealing                                   | 1,100           |                             | 1,100                      | 1,100                       | -       |
| 763   | 392       | Superior Street               | Thomas Street                          | Nixon Street                           | Urban                 | Asphalt      | 50                | 5                  | 126              | 1000-1999             | 6                                | Semi Urban Spot Improvement Single Lift Asphalt      | 20,200          |                             | 20,200                     | 20,200                      | -       |
| 764   | 503       | Superior Street               | Cherry Street                          | Thomas Street                          | Urban                 | Asphalt      | 50                | 5                  | 124              | 1000-1999             | 6                                | Semi Urban Spot Improvement Single Lift Asphalt      | 19,800          |                             | 19,800                     | 19,800                      | -       |
| 765   | 443       | Superior Street               | Ontario Street                         | Cherry Street                          | Urban                 | Asphalt      | 50                | 5                  | 160              | 1000-1999             | 6                                | Semi Urban Spot Improvement Single Lift Asphalt      | 25,600          |                             | 25,600                     | 25,600                      | -       |
| 766   | 471       | Superior Street               | Warrington Road                        | Ontario Street                         | Urban                 | Asphalt      | 50                | 5                  | 31               | 1000-1999             | 6                                | Semi Urban Pulverize Gravel Single Lift Asphalt      | 5,800           |                             | 5,800                      | 5,800                       | -       |
| 767   | 188       | Superior Street               | Huron Street                           | Warrington Road                        | Urban                 | Asphalt      | 50                | 5                  | 58               | 1000-1999             | 7                                | Semi Urban Pulverize Gravel Single Lift Asphalt      | 10,900          | 25,000                      | 35,900                     | 35,900                      | -       |
| 768   | 519       | Superior Street               | Huron Street                           | Perry Street                           | Urban                 | Asphalt      | 50                | 5                  | 171              | 1000-1999             | 6                                | Semi Urban Pulverize Gravel Single Lift Asphalt      | 32,100          |                             | 32,100                     | 32,100                      | -       |
| 769   | 549       | Superior Street               | Perry Street                           | Oak Street                             | Urban                 | Asphalt      | 50                | 5                  | 126              | 1000-1999             | 6                                | Semi Urban Spot Improvement Single Lift Asphalt      | 20,200          |                             | 20,200                     | 20,200                      | -       |
| 770   | 337       | Surrey Lane                   | Cutter Circle                          | North End                              | Semi-Urban            | Asphalt      | 50                | 6                  | 215              | 50-199                | 7                                | Semi Urban Pulverize Gravel Single Lift Asphalt      | 40,400          |                             | 40,400                     | 40,400                      | -       |
| 771   | 97        | Surrey Lane                   | Concession 3 Sunnidale                 | Cutter Circle                          | Semi-Urban            | Asphalt      | 50                | 6                  | 181              | 50-199                | 7                                | Semi Urban Pulverize Gravel Single Lift Asphalt      | 34,000          |                             | 34,000                     | 34,000                      | -       |
| 772   | 453       | Sutherland Street N           | Montreal Street                        | North End                              | Semi-Urban            | Asphalt      | 50                | 6                  | 142              | 50-199                | 6                                | Semi Urban Pulverize Gravel Single Lift Asphalt      | 26,700          |                             | 26,700                     | 26,700                      | -       |
| 773   | 316       | Sutherland Street N           | Montreal Street                        | County Road 91                         | Urban                 | Asphalt      | 50                | 6                  | 119              | 50-199                | 9                                | Mtce Crack Sealing                                   | 2,400           |                             | 2,400                      | 2,400                       | -       |
| 774   | 49        | Sutherland Street S           | County Road 91                         | Quebec Street                          | Urban                 | Asphalt      | 50                | 5                  | 118              | 200-499               | 10                               | None Required  | -               |                             | -                          | -                           | -       |
| 775   | 113       | Sutherland Street S           | Quebec Street                          | Warden Street                          | Unopened              | Earth        | 50                | 6                  | 158              | 0-49                  | 4                                | Urban Reconstruction Storm Sewer Double Lift Asphalt | 262,300         |                             | 262,300                    | 26,200                      | 236,100 |
| 776   | 631       | Sutherland Street S           | Warden Street                          | Centre Street                          | Unopened              | Earth        | 50                | 6                  | 96               | 0-49                  | 4                                | Urban Reconstruction Storm Sewer Double Lift Asphalt | 159,400         |                             | 159,400                    | 15,900                      | 143,500 |
| 777   | 369       | Sutherland Street S           | Centre Street                          | Aspen Ridge Drive                      | Urban                 | Asphalt      | 50                | 5                  | 114              | 200-499               | 9                                | Mtce Crack Sealing                                   | 2,300           |                             | 2,300                      | 2,300                       | -       |
| 778   | 370       | Sutherland Street S           | Aspen Ridge Drive                      | Atkinson Street                        | Urban                 | Asphalt Base | 50                | 6                  | 82               | 0-49                  | 8                                | Urban Overlay Mill Single Lift Asphalt               | 16,400          |                             | 16,400                     |                             | 16,400  |
| 779   | 370A      | Sutherland Street S           | Atkinson Street                        | South End                              | Urban                 | Asphalt Base | 50                | 6                  | 42               | 0-49                  | 8                                | Urban Overlay Mill Single Lift Asphalt               | 8,400           |                             | 8,400                      |                             | 8,400   |
| 780   | 502       | Switzer Street                | 1360m East of 6/7 Sideroad Sunnidale   | Creemore Ave                           | Rural                 | Asphalt Base | 50                | 5                  | 524              | 500-999               | 5                                | Semi Urban Overlay Single Lift Asphalt               | 81,700          |                             | 81,700                     | 81,700                      | -       |
| 781   | 176       | Switzer Street                | Creemore Ave                           | Concession 5 Sunnidale                 | Rural                 | Asphalt      | 50                | 5                  | 1286             | 500-999               | 5                                | Rural Pulverize Gravel Single Lift Asphalt           | 167,200         |                             | 167,200                    | 167,200                     | -       |
| 782   | 162       | Switzer Street                | Concession 5 Sunnidale                 | Greengage Road                         | Semi-Urban            | Asphalt      | 50                | 5                  | 348              | 500-999               | 5                                | Semi Urban Pulverize Gravel Single Lift Asphalt      | 65,400          |                             | 65,400                     | 65,400                      | -       |
| 783   | 441       | Switzer Street                | Greengage Road                         | Windham Street                         | Urban                 | Asphalt      | 50                | 5                  | 188              | 500-999               | 7                                | Mtce Crack Sealing                                   | 3,800           |                             | 3,800                      | 3,800                       | -       |
| 784   | 439       | Switzer Street                | Windham Street                         | Palmerston Street                      | Urban                 | Asphalt      | 50                | 5                  | 138              | 500-999               | 7                                | Mtce Crack Sealing                                   | 2,800           |                             | 2,800                      | 2,800                       | -       |
| 785   | 78        | Switzer Street                | Palmerston Street                      | County Road 9                          | Urban                 | Asphalt      | 50                | 5                  | 146              | 1000-1999             | 7                                | Mtce Crack Sealing                                   | 2,900           |                             | 2,900                      | 2,900                       | -       |
| 786   | 615       | Sydenham Trail E              | Brown Boulevard                        | East End                               | Semi-Urban            | Asphalt      | 50                | 6                  | 47               | 0-49                  | 7                                | Mtce Crack Sealing                                   | 900             |                             | 900                        | 900                         | -       |
| 787   | 605       | Sydenham Trail E              | County Road 124                        | East End                               | Semi-Urban            | Gravel       | 50                | 6                  | 93               | 0-49                  | 8                                | Mtce Resurface Gravel                                | 1,900           |                             | 1,900                      | 1,900                       | -       |
| 788   | 604       | Sydenham Trail W              | County Road 124                        | 724m West of County Road 124           | Semi-Urban            | Asphalt      | 50                | 6                  | 724              | 0-49                  | 8                                | Mtce Crack Sealing                                   | 14,500          |                             | 14,500                     | 14,500                      | -       |
| 789   | 931       | Sydenham Trail W              | 724m West of County Road 124           | West End                               | Rural                 | Asphalt      | 50                | 6                  | 457              | 0-49                  | 6                                | Rural Pulverize Gravel Single Lift Asphalt           | 59,400          |                             | 59,400                     | 59,400                      | -       |
| 790   | 167       | Templeton Drive               | Concession 5 Sunnidale                 | Lamers Crescent                        | Semi-Urban            | Asphalt      | 50                | 6                  | 359              | 50-199                | 6                                | Semi Urban Pulverize Gravel Single Lift Asphalt      | 67,500          |                             | 67,500                     | 67,500                      | -       |
| 791   | 58        | Thomas Street                 | Charles Street                         | Highway 26                             | Urban                 | Asphalt      | 50                | 6                  | 18               | 50-199                | 5                                | Semi Urban Pulverize Gravel Single Lift Asphalt      | 3,400           |                             | 3,400                      | 3,400                       | -       |
| 792   | 56        | Thomas Street                 | Charles Street                         | Superior Street                        | Urban                 | Asphalt      | 50                | 6                  | 122              | 50-199                | 9                                | Mtce Crack Sealing                                   | 2,400           |                             | 2,400                      | 2,400                       | -       |
| 793   | 504       | Thomas Street                 | Superior Street                        | East End                               | Urban                 | Asphalt      | 50                | 6                  | 90               | 50-199                | 7                                | Mtce Crack Sealing                                   | 1,800           |                             | 1,800                      | 1,800                       | -       |
| 794   | 871       | Townley Street                | 36/37 Sideroad Nottawasaga             | Batteaux Road                          | Urban                 | Asphalt      | 50                | 6                  | 252              | 50-199                | 8                                | Mtce Crack Sealing                                   | 5,000           |                             | 5,000                      | 5,000                       | -       |
| 795   | 833       | Townley Street                | Queen Street                           | Batteaux Road                          | Semi-Urban            | Asphalt      | 50                | 6                  | 202              | 50-199                | 8                                | Mtce Crack Sealing                                   | 4,000           |                             | 4,000                      | 4,000                       | -       |
| 796   | 660       | Townley Street                | Queen Street                           | McKean Boulevard                       | Semi-Urban            | Asphalt      | 50                | 6                  | 392              | 50-199                | 8                                | Mtce Crack Sealing                                   | 7,800           |                             | 7,800                      | 7,800                       | -       |
| 797   | 593       | Turkeyroost Lane              | Lavender Hill                          | East End                               | Rural                 | Gravel       | 50                | 6                  | 432              | 0-49                  | 7                                | Mtce Resurface Gravel                                | 8,600           |                             | 8,600                      | 8,600                       | -       |
| 798   | 537       | Tuxedo Court                  | Parkway Drive                          | South End                              | Urban                 | Asphalt      | 50                | 6                  | 172              | 0-49                  | 7                                | Semi Urban Pulverize Gravel Single Lift Asphalt      | 32,300          |                             | 32,300                     | 32,300                      | -       |
| 799   | 463       | Valleyfield Crescent          | Regina Street                          | Spruce Street                          | Urban                 | Asphalt      | 50                | 5                  | 291              | 200-499               | 6                                | Urban Spot Improvement Single Lift Asphalt           | -               |                             | -                          | -                           | -       |
| 800   | 904       | Vancise Court                 | Vancise Court                          | East End                               | Rural                 | Asphalt      | 80                | 6                  | 104              | 0-49                  | 8                                | Mtce Crack Sealing                                   | 2,100           |                             | 2,100                      | 2,100                       | -       |
| 801   | 199       | Vancise Court                 | 33/34 Sideroad Nottawasaga             | Vancise Court                          | Rural                 | Asphalt      | 80                | 6                  | 57               | 0-49                  | 8                                | Mtce Crack Sealing                                   | 1,100           |                             | 1,100                      | 1,100                       | -       |
| 802   | 903       | Vancise Court                 | Vancise Court                          | West End                               | Rural                 | Asphalt      | 80                | 6                  | 70               | 0-49                  | 8                                | Mtce Crack Sealing                                   | 1,400           |                             | 1,400                      | 1,400                       | -       |
| 803   | 862       | Wagner Road                   | McKean Boulevard                       | Donald Avenue                          | Semi-Urban            | Asphalt      | 50                | 6                  | 194              | 50-199                | 8                                | Mtce Crack Sealing                                   | 3,900           |                             | 3,900                      | 3,900                       | -       |
| 804   | 824       | Wagner Road                   | Blackburn Avenue                       | McKean Boulevard                       | Semi-Urban            | Asphalt      | 50                | 6                  | 137              | 50-199                | 7                                | Semi Urban Pulverize Gravel Single Lift Asphalt      | 25,800          |                             | 25,800                     | 25,800                      | -       |
| 805   | 770       | Warden Street                 | Stayner Street                         | Sutherland Street S                    | Unopened              | Earth        | 50                | 6                  | 182              | 0-49                  | 5                                | Urban Reconstruction Storm Sewer Double Lift Asphalt | 302,100         |                             | 302,100                    |                             | 302,100 |
| 806   | 951       | Warden Street                 | Coates Drive                           | Stayner Street                         | Unopened              | Earth        | 50                | 6                  | 349              | 0-49                  | 5                                | Urban Reconstruction Storm Sewer Double Lift Asphalt | 579,300         |                             | 579,300                    |                             | 579,300 |
| 807   | 1012      | Warden Street                 | Coates Drive                           | West End                               | Unopened              | Earth        | 50                | 6                  | 30               | 0-49                  | 5                                | Urban Reconstruction Storm Sewer Double Lift Asphalt | 49,800          |                             | 49,800                     |                             | 49,800  |
| 808   | 189       | Warrington Road               | Jane Street                            | Superior Street                        | Urban                 | Asphalt      | 50                | 5                  | 121              | 500-999               | 9                                | Mtce Crack Sealing                                   | 2,400           |                             | 2,400                      | 2,400                       | -       |
| 809   | 378       | Warrington Road               | Jane Street                            | Eliza Street                           | Urban                 | Asphalt      | 50                | 5                  | 369              | 500-999               | 9                                | Mtce Crack Sealing                                   | 7,400           |                             | 7,400                      | 7,400                       | -       |
| 810   | 213       | Warrington Road               | 190m Se of Eliza Street                | Fletcher Street                        | Urban                 | Asphalt      | 50                | 5                  | 955              | 500-999               | 8                                | Mtce Crack Sealing                                   | 19,100          |                             | 19,100                     | 19,100                      | -       |
| 811   | 354       | Warrington Road               | 21/22 Sideroad Nottawasaga             | Fletcher Street                        | Semi-Urban            | Asphalt      | 50                | 5                  | 421              | 500-999               | 8                                | Mtce Crack Sealing                                   | 8,400           |                             | 8,400                      | 8,400                       | -       |
| 812   |           |                               |  |  |                       |              |                   |                    |                  |                       |                                  |  |                 |                             |                            |                             |         |

**TOWNSHIP OF CLEARVIEW  
ROAD AND BRIDGE NEEDS STUDY 2019 - 2023  
ROAD INVENTORY**

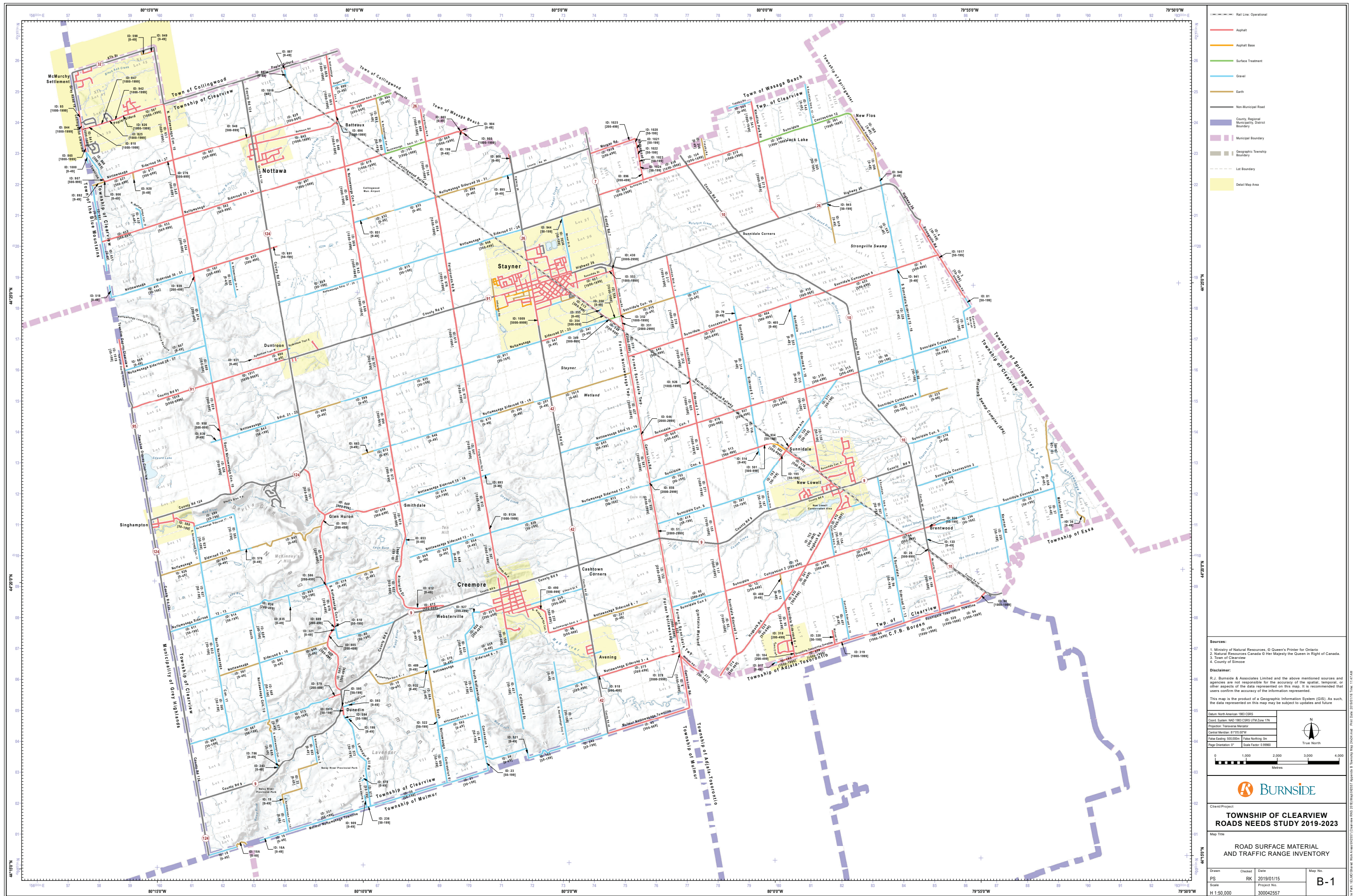
|     | C     | E                         | F                       | G                                     | Z                    | AD                    | AE         | AG                | BK                 | BL              | BN                    | BQ   | BS                    | BT              | BU                          | BV                         | BW                          |
|-----|-------|---------------------------|-------------------------|---------------------------------------|----------------------|-----------------------|------------|-------------------|--------------------|-----------------|-----------------------|--|-----------------------|-----------------|-----------------------------|----------------------------|-----------------------------|
| 1   | GisID | Road Name                 | From                    | To                                    | Roadside Environment | Surface Material 2018 | SpeedLimit | Maintenance Class | Section Length (m) | AADT Range 2018 | Condition Rating 2018 | Proposed Improvement Description                     | Improvement Cost (\$) | Other Cost (\$) | Total Improvement Cost (\$) | Township Share Improvement | Developer Share Improvement |
| 817 | 1021  | Wedgewood Drive           | Penny Lane              | Alexandra Lane                        | Rural                | Asphalt               | 50         | 6                 | 194                | 50-199          | 6                     | None Required  | -                     | -               | -                           | -                          | -                           |
| 818 | 1022  | Wedgewood Drive           | Alexandra Lane          | Martyn Drive                          | Rural                | Asphalt               | 50         | 6                 | 193                | 50-199          | 6                     | None Required  | -                     | -               | -                           | -                          | -                           |
| 819 | 1023  | Wedgewood Drive           | Martyn Drive            | Blake Court                           | Rural                | Asphalt               | 50         | 6                 | 273                | 50-199          | 6                     | None Required  | -                     | -               | -                           | -                          | -                           |
| 820 | 1024  | Wedgewood Drive           | Blake Court             | 365m North of Concession 12 Sunnidale | Rural                | Asphalt               | 50         | 6                 | 110                | 50-199          | 6                     | None Required  | -                     | -               | -                           | -                          | -                           |
| 821 | 896   | Wedgewood Drive           | Concession 12 Sunnidale | 365m North of Concession 12 Sunnidale | Rural                | Asphalt               | 80         | 4                 | 366                | 200-499         | 7                     | Rural Pulverize Gravel Single Lift Asphalt           | 47,600                | -               | 47,600                      | 47,600                     | -                           |
| 822 | 551   | Weir Street               | Dominion Drive          | Mowat Street                          | Urban                | Asphalt               | 50         | 5                 | 158                | 200-499         | 7                     | Urban Reconstruction Storm Sewer Double Lift Asphalt | 262,300               | -               | 262,300                     | 262,300                    | -                           |
| 823 | 511   | Weir Street               | Louisa Street           | Dominion Drive                        | Urban                | Asphalt               | 50         | 5                 | 258                | 200-499         | 7                     | Urban Reconstruction Storm Sewer Double Lift Asphalt | 428,300               | -               | 428,300                     | 428,300                    | -                           |
| 824 | 390   | Weir Street               | Scott Street            | Louisa Street                         | Urban                | Asphalt               | 50         | 5                 | 256                | 200-499         | 6                     | Urban Reconstruction Storm Sewer Double Lift Asphalt | 425,000               | -               | 425,000                     | 425,000                    | -                           |
| 825 | 294   | Wellington Street E       | Mary Street             | East End                              | Unopened             | Earth                 | 60         | 6                 | 191                | 0-49            | 5                     | None Required  | -                     | -               | -                           | -                          | -                           |
| 826 | 88    | Wellington Street E       | Mary Street             | Library Street                        | Urban                | Asphalt               | 50         | 6                 | 223                | 50-199          | 8                     | Mtce Crack Sealing                                   | 4,500                 | -               | 4,500                       | 4,500                      | -                           |
| 827 | 402   | Wellington Street E       | Mill Street             | Library Street                        | Urban                | Asphalt               | 50         | 6                 | 164                | 50-199          | 8                     | Mtce Crack Sealing                                   | 3,300                 | -               | 3,300                       | 3,300                      | -                           |
| 828 | 837   | Wellington Street W       | Collingwood Street      | Mill Street                           | Urban                | Asphalt               | 50         | 6                 | 270                | 50-199          | 9                     | Mtce Crack Sealing                                   | 5,400                 | -               | 5,400                       | 5,400                      | -                           |
| 829 | 666   | Wellington Street W       | Collingwood Street      | Francis Street West                   | Urban                | Asphalt               | 50         | 6                 | 314                | 50-199          | 8                     | Semi Urban Pulverize Gravel Single Lift Asphalt      | 59,000                | -               | 59,000                      | 59,000                     | -                           |
| 830 | 373   | Whitetail Drive           | Bronze Bird Crescent    | North End                             | Semi-Urban           | Asphalt               | 50         | 6                 | 134                | 0-49            | 7                     | Semi Urban Spot Improvement Single Lift Asphalt      | 21,400                | -               | 21,400                      | 21,400                     | -                           |
| 831 | 126   | Whitetail Drive           | Bronze Bird Crescent    | Bronze Bird Crescent                  | Semi-Urban           | Asphalt               | 50         | 6                 | 248                | 0-49            | 7                     | Semi Urban Spot Improvement Single Lift Asphalt      | 39,700                | -               | 39,700                      | 39,700                     | -                           |
| 832 | 177   | Whitetail Drive           | Bronze Bird Crescent    | Ringtail Crescent                     | Semi-Urban           | Asphalt               | 50         | 6                 | 361                | 50-199          | 7                     | Semi Urban Spot Improvement Single Lift Asphalt      | 57,800                | -               | 57,800                      | 57,800                     | -                           |
| 833 | 193   | Whitetail Drive           | Concession 5 Sunnidale  | Ringtail Crescent                     | Semi-Urban           | Asphalt               | 50         | 6                 | 173                | 50-199          | 7                     | Mtce Crack Sealing                                   | 3,500                 | -               | 3,500                       | 3,500                      | -                           |
| 834 | 70    | William Street            | Perry Street            | Oak Street                            | Urban                | Asphalt               | 50         | 5                 | 121                | 1000-1999       | 4                     | Semi Urban Pulverize Gravel Single Lift Asphalt      | 22,700                | -               | 22,700                      | 22,700                     | -                           |
| 835 | 419   | William Street            | Oak Street              | Pine Street                           | Urban                | Asphalt               | 50         | 5                 | 126                | 1000-1999       | 7                     | Mtce Crack Sealing                                   | 2,500                 | -               | 2,500                       | 2,500                      | -                           |
| 836 | 380   | William Street            | Pine Street             | Cedar Street                          | Urban                | Asphalt               | 50         | 5                 | 104                | 1000-1999       | 7                     | Mtce Crack Sealing                                   | 2,100                 | -               | 2,100                       | 2,100                      | -                           |
| 837 | 308   | William Street            | Cedar Street            | County Road 42                        | Urban                | Asphalt               | 50         | 5                 | 209                | 1000-1999       | 7                     | Mtce Crack Sealing                                   | 4,200                 | -               | 4,200                       | 4,200                      | -                           |
| 838 | 257   | Willow Street             | County Road 91          | Quebec Street                         | Unopened             | Earth                 | 50         | 6                 | 116                | 0-49            | 5                     | None Required  | -                     | -               | -                           | -                          | -                           |
| 839 | 438   | Windham Street            | Switzer Street          | Clarendon Street                      | Urban                | Asphalt               | 40         | 6                 | 81                 | 50-199          | 7                     | Semi Urban Pulverize Gravel Single Lift Asphalt      | 15,200                | -               | 15,200                      | 15,200                     | -                           |
| 840 | 341   | Windham Street            | Pineway Court           | Clarendon Street                      | Urban                | Asphalt               | 40         | 6                 | 119                | 50-199          | 7                     | Mtce Crack Sealing                                   | 2,400                 | -               | 2,400                       | 2,400                      | -                           |
| 841 | 339   | Windham Street            | Pineway Crescent        | Oakdale Drive                         | Urban                | Asphalt               | 40         | 6                 | 145                | 50-199          | 7                     | Mtce Crack Sealing                                   | 2,900                 | -               | 2,900                       | 2,900                      | -                           |
| 842 | 987   | Windrose Valley Boulevard | Meadowlark Way          | Sixth Street                          | Urban                | Asphalt               | 50         | 6                 | 387                | 50-199          | 8                     | Mtce Crack Sealing                                   | 7,700                 | -               | 7,700                       | 7,700                      | -                           |
| 843 | 880   | Woodview Drive            | Northwood Drive         | Homestead Drive                       | Semi-Urban           | Asphalt               | 50         | 6                 | 260                | 50-199          | 6                     | Semi Urban Pulverize Gravel Single Lift Asphalt      | 48,900                | -               | 48,900                      | 48,900                     | -                           |
| 844 | 596   | Woodview Drive            | Parkland Drive          | Northwood Drive                       | Semi-Urban           | Asphalt               | 50         | 6                 | 125                | 50-199          | 6                     | Semi Urban Pulverize Gravel Single Lift Asphalt      | 23,500                | -               | 23,500                      | 23,500                     | -                           |
| 845 | 698   | Woodview Drive            | Poplar Sideroad         | Parkland Drive                        | Semi-Urban           | Asphalt               | 50         | 6                 | 128                | 50-199          | 6                     | Semi Urban Pulverize Gravel Single Lift Asphalt      | 24,100                | -               | 24,100                      | 24,100                     | -                           |
| 846 | 121   | Wyant Road                | Murray Crescent         | Birchwood Boulevard                   | Semi-Urban           | Asphalt               | 50         | 6                 | 114                | 50-199          | 4                     | Urban Reconstruction Storm Sewer Double Lift Asphalt | 189,200               | -               | 189,200                     | 189,200                    | -                           |
| 847 | 119   | Wyant Road                | Highway 26              | Murray Crescent                       | Semi-Urban           | Asphalt               | 50         | 6                 | 361                | 50-199          | 4                     | Urban Reconstruction Storm Sewer Double Lift Asphalt | 599,300               | -               | 599,300                     | 599,300                    | -                           |
| 848 |       |                           |                         |                                       |                      |                       |            |                   |                    |                 |                       |  |                       |                 |                             |                            |                             |
| 849 |       |                           |                         |                                       |                      |                       |            |                   |                    |                 |                       |  |                       |                 |                             |                            |                             |
| 850 |       |                           |                         |                                       |                      |                       |            |                   |                    |                 |                       |  |                       |                 |                             |                            |                             |
| 851 |       |                           |                         |                                       |                      |                       |            |                   |                    |                 |                       |  |                       |                 |                             |                            |                             |
| 852 |       |                           |                         |                                       |                      |                       |            |                   |                    |                 |                       |  |                       |                 |                             |                            |                             |
| 853 |       |                           |                         |                                       |                      |                       |            |                   |                    |                 |                       |  |                       |                 |                             |                            |                             |
| 854 |       |                           |                         |                                       |                      |                       |            |                   | 514,171            |                 |                       |  | 37,214,100            | 6,466,900       | 43,681,000                  | 29,819,400                 | 13,861,600                  |



---

**Appendix B**  
**Mapping for Road Surface Material and**  
**Traffic Range Inventory**





- Rail Line Operational
- Asphalt
- Asphalt Base
- Surface Treatment
- Gravel
- Earth
- Non-Municipal Road
- County Regional Municipality District Boundary
- Municipal Boundary
- Geographic Township Boundary
- Lot Boundary
- Detail Map Area

**Sources:**

1. Ministry of Natural Resources, © Queen's Printer for Ontario
2. Natural Resources Canada © Her Majesty the Queen in Right of Canada.
3. Town of Clearview
4. County of Simcoe

**Disclaimer:**

R.J. Burnside & Associates Limited and the above mentioned sources and agencies are not responsible for the accuracy of the spatial, temporal, or other aspects of the data represented on this map. It is recommended that users confirm the accuracy of the information represented.

This map is the product of a Geographic Information System (GIS). As such, the data represented on this map may be subject to updates and future changes.

|   |            |
|---|------------|
| Client: North American 1983 CGRS              | True North |
| Coordinate System: NAD 1983 CGRS UTM Zone 17N |            |
| Central Meridian: 81°01'00"W                  |            |
| False Easting: 500,000m                       |            |
| Page Orientation: 0°                          |            |

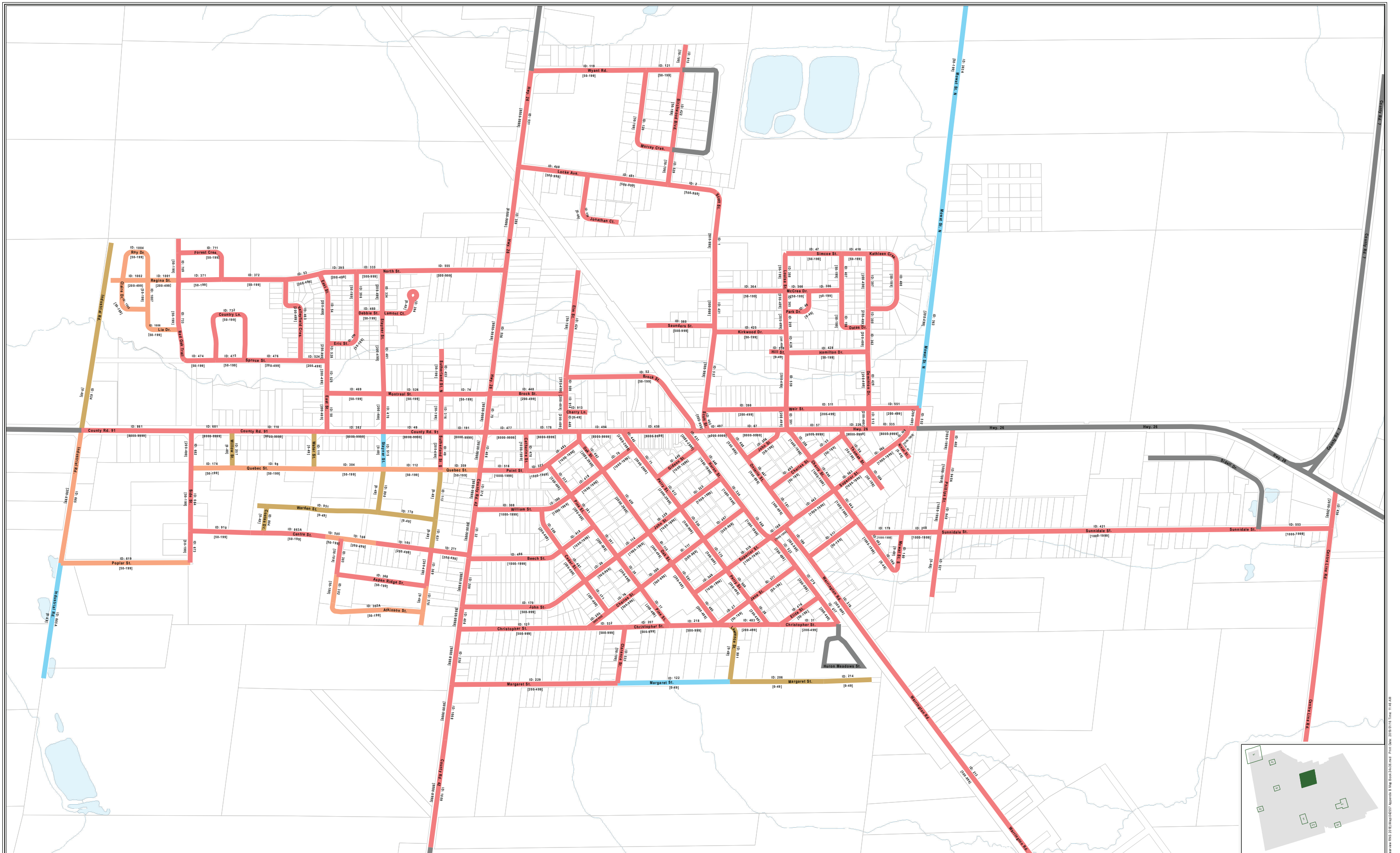
**BURNSIDE**

Client/Project: **TOWNSHIP OF CLEARVIEW ROADS NEEDS STUDY 2019-2023**

Map Title: **ROAD SURFACE MATERIAL AND TRAFFIC RANGE INVENTORY**

|                   |             |                        |              |
|-------------------|-------------|------------------------|--------------|
| Drawn: PS         | Checked: RK | Date: 2019/01/15       | Map No.: B-1 |
| Scale: H 1:50,000 |             | Project No.: 300042557 |              |

File Path: \\ELM01\share\Work\A\Map\GIS\Clearview\RRS 2019\Map\GIS\Clearview\Map 20190115.mxd Print Date: 2019/01/15 11:27 AM

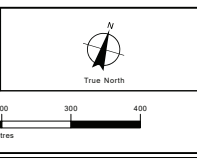


**Sources:**  
 1. Ministry of Natural Resources, © Queen's Printer for Ontario  
 2. Natural Resources Canada © Her Majesty the Queen in Right of Canada.

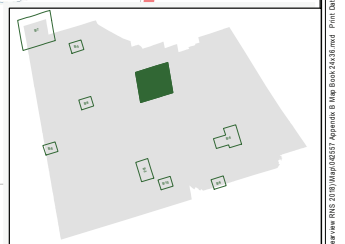
**Disclaimer:**  
 R.J. Burnside & Associates Limited and the above mentioned sources and agencies are not responsible for the accuracy of the spatial, temporal, or other aspects of the data represented on this map. It is recommended that users confirm the accuracy of the information represented.


This map is the product of a Geographic Information System (GIS). As such, the data represented on this map may be subject to updates and future reproductions may not be identical.

Datum: North American 1983  
 Coord. System: NAD 1983 UTM Zone 17N  
 Projection: Transverse Mercator  
 Central Meridian: 81°0'0" W  
 False Easting: 500,000m  
 False Northing: 0m  
 Page Orientation: 342.9°  
 Scale Factor: 0.99960



- Asphalt
- Asphalt Base
- Surface Treatment
- Gravel
- Earth
- Non-Municipal Roads



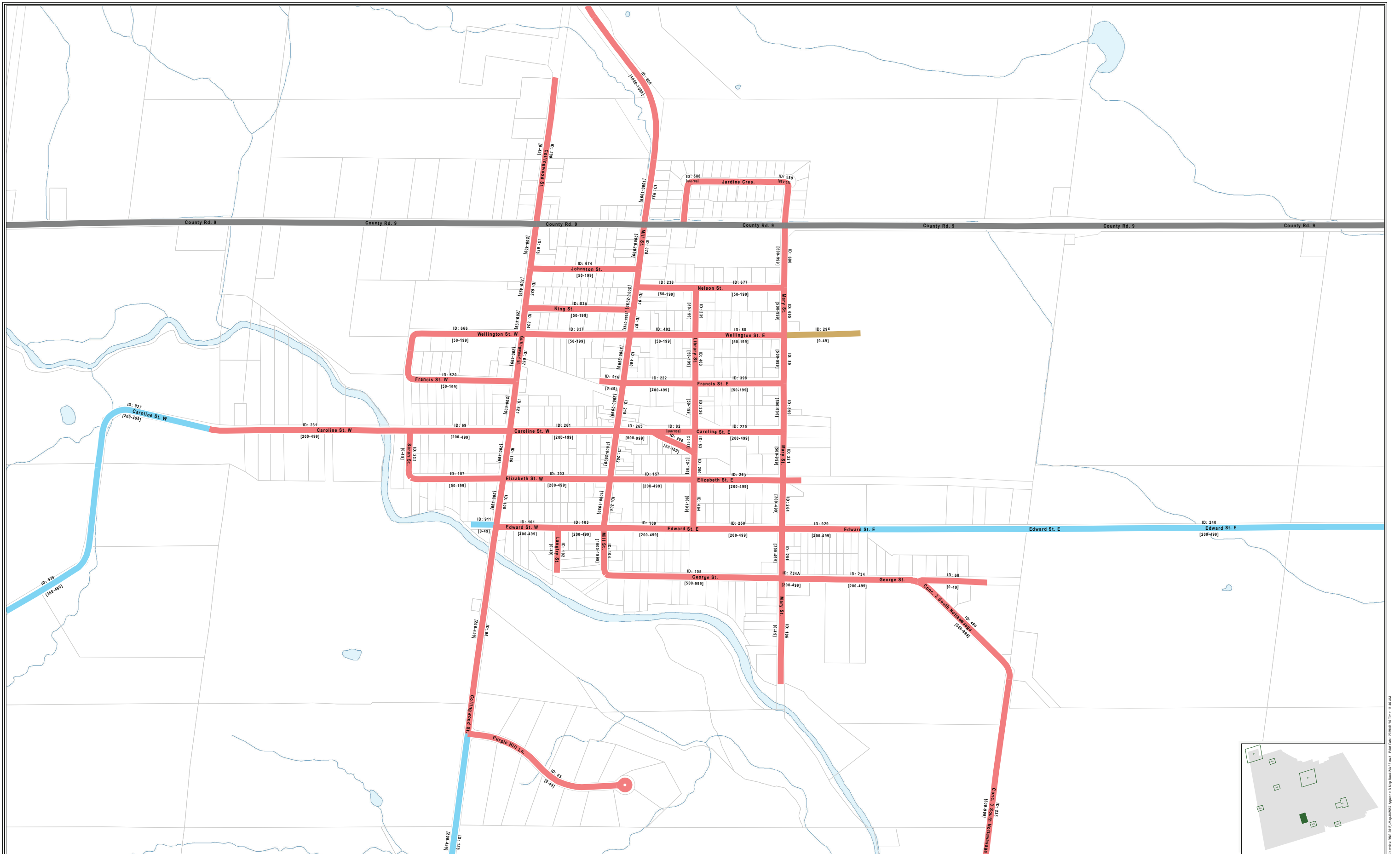


**TOWNSHIP OF CLEARVIEW**  
ROADS NEEDS STUDY 2019-2023

**STAYNER**  
ROAD SURFACE MATERIAL  
AND TRAFFIC RANGE INVENTORY

Map No. **B-2**

| Drawn          | Checked | Date                  | Map No. |
|----------------|---------|-----------------------|---------|
| PS             | RK      | 2019/01/15            | B-2     |
| Scale: 1:5,000 |         | Project No: 300042557 |         |



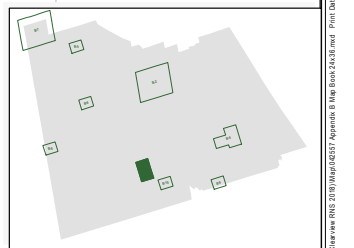
**Sources:**  
 1. Ministry of Natural Resources, © Queen's Printer for Ontario  
 2. Natural Resources Canada © Her Majesty the Queen in Right of Canada.

**Disclaimer:**  
 R.J. Burnside & Associates Limited and the above mentioned sources and agencies are not responsible for the accuracy of the spatial, temporal, or other aspects of the data represented on this map. It is recommended that users confirm the accuracy of the information represented.  
 This map is the product of a Geographic Information System (GIS). As such, the data represented on this map may be subject to updates and future reproductions may not be identical.

|                                      |                       |
|--------------------------------------|-----------------------|
| Datum: North American 1983           |                       |
| Coord. System: NAD 1983 UTM Zone 17N |                       |
| Projection: Transverse Mercator      |                       |
| Central Meridian: 81°0'0" W          |                       |
| False Easting: 500,000m              | False Northing: 0m    |
| Page Orientation: 342.9°             | Scale Factor: 0.99960 |

Metres

|  |   |
|--|---|
| <span style="color: red;">—</span> Asphalt             | <span style="color: olive;">—</span> Earth              |
| <span style="color: orange;">—</span> Asphalt Base     | <span style="color: grey;">—</span> Non-Municipal Roads |
| <span style="color: green;">—</span> Surface Treatment |   |
| <span style="color: blue;">—</span> Gravel             |   |

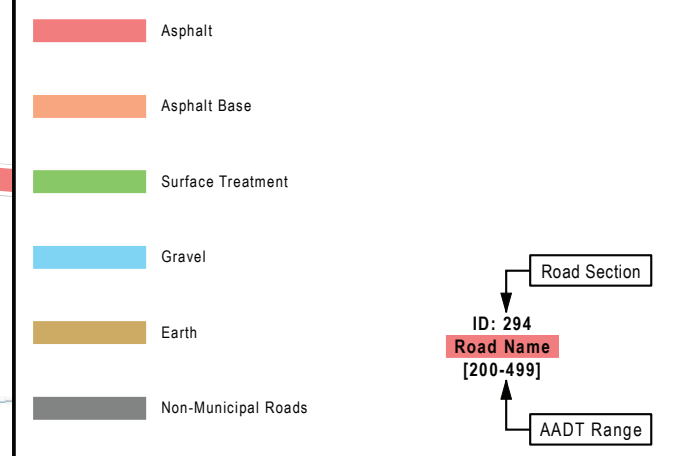
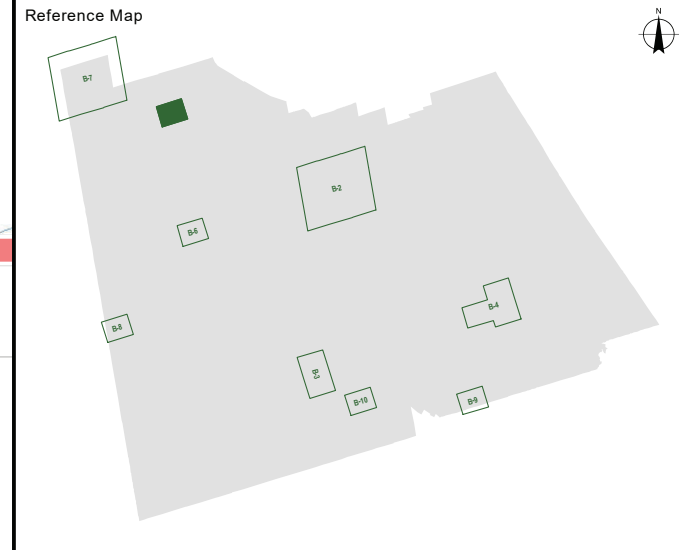
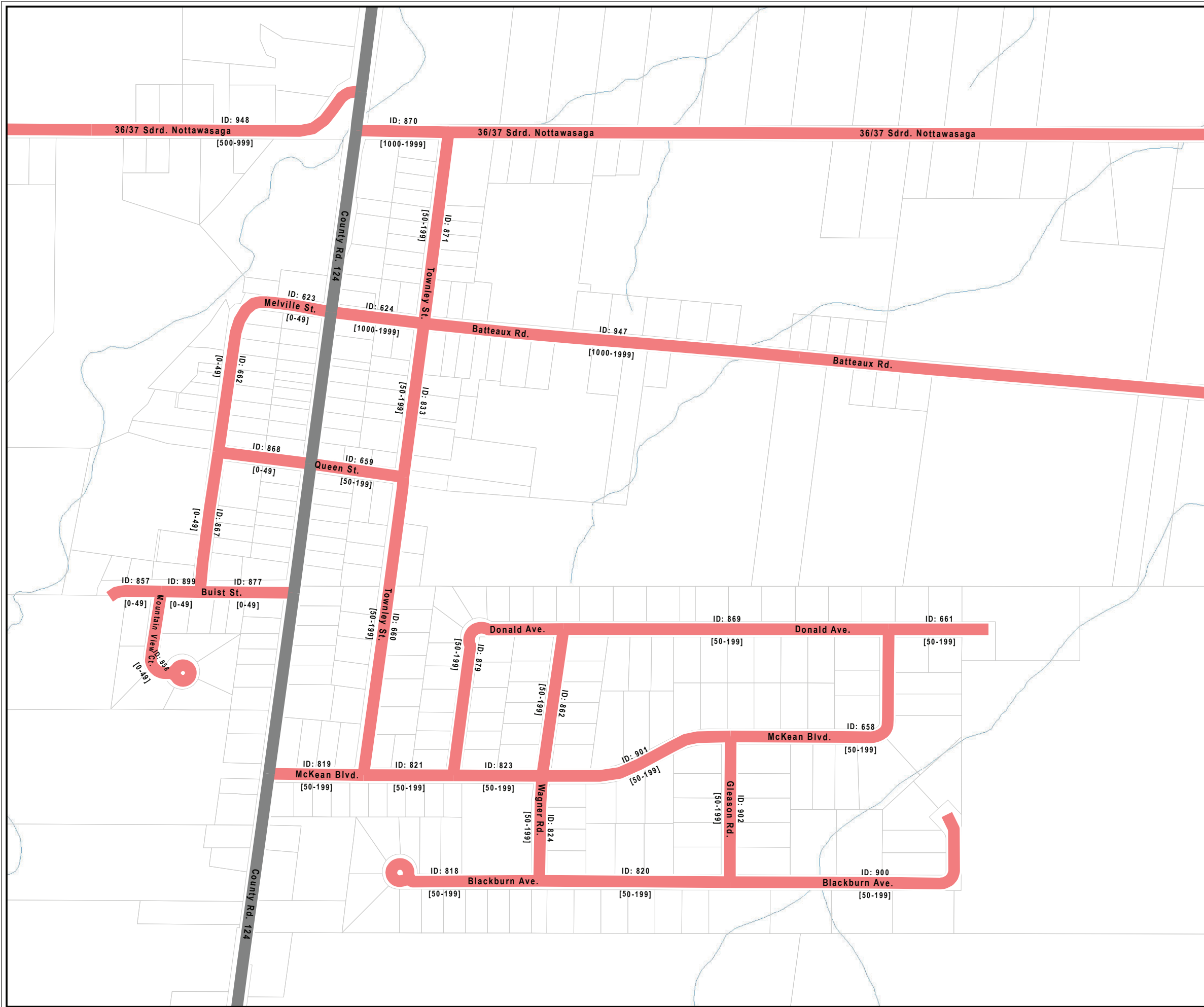


**BURNSIDE**


|                                    |                 |   |             |
|------------------------------------|-----------------|---|-------------|
| <b>TOWNSHIP OF CLEARVIEW</b>       |                 | <b>ROADS SURFACE MATERIAL AND TRAFFIC RANGE INVENTORY</b> |             |
| Client/Project                     | Map Title       | Drawn   | Checked     |
| <b>ROADS NEEDS STUDY 2019-2023</b> | <b>CREEMORE</b> | PS  | RK          |
|                                    |                 | Date  | Date        |
|                                    |                 | 2019/01/15  | 2019/01/15  |
|                                    |                 | Scale   | Project No. |
|                                    |                 | 1:4,000   | 300042557   |
|                                    |                 |   | Map No.     |
|                                    |                 |   | <b>B-3</b>  |

File Path: \\ELSD02\GIS\Work\Area\GIS\2019\Map\GIS\2019\Map\Book\Map\_Book\_242557.aprx Print Date: 2019/01/15 Time: 11:42 AM





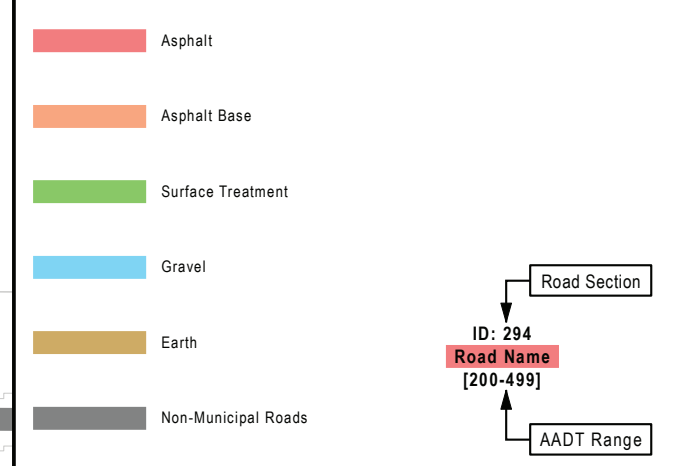
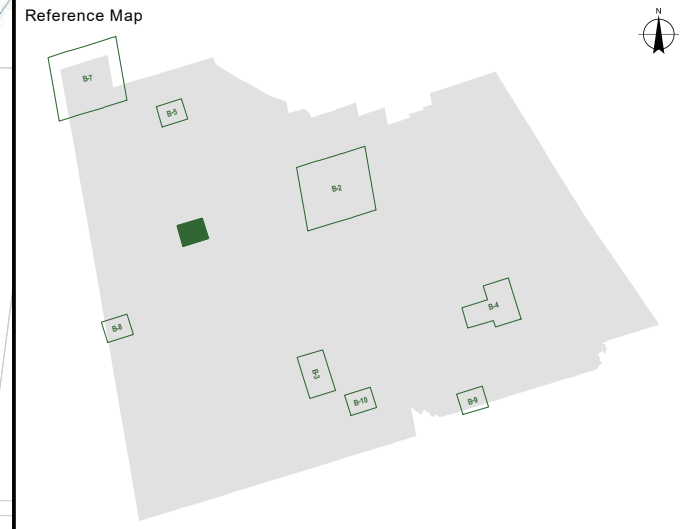
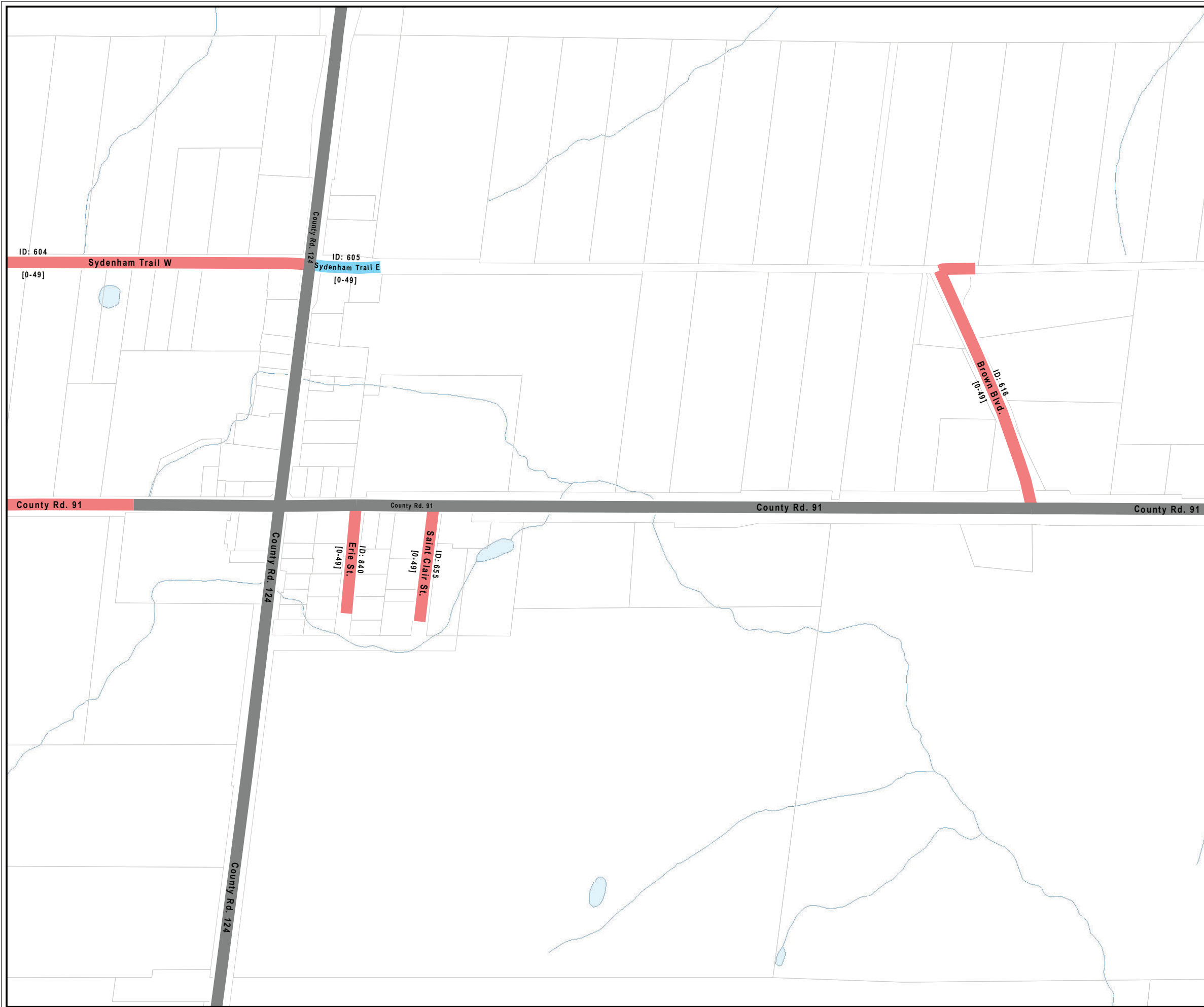
Datum: North American 1983  
 Coord. System: NAD 1983 UTM Zone 17N  
 Projection: Transverse Mercator  
 Central Meridian: 81°0'0.00"W  
 False Easting: 500,000m | False Northing: 0m  
 Page Orientation: 342.9° | Scale Factor: 0.99960




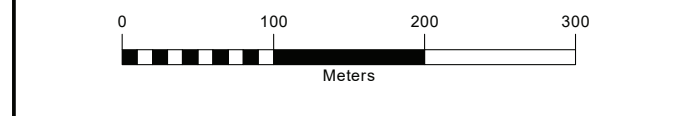
Client / Project  
**TOWNSHIP OF CLEARVIEW  
 ROADS NEEDS STUDY 2019-2023**

Figure Title  
**NOTTAWA  
 ROAD SURFACE MATERIAL  
 AND TRAFFIC RANGE INVENTORY**

|           |             |            |                          |
|-----------|-------------|------------|--------------------------|
| Drawn     | Checked     | Date       | Figure No.<br><b>B-5</b> |
| PS        | RK          | 2019/01/15 |                          |
| Scale     | Project No. |            |                          |
| H 1:5,000 |             |            | 300042557                |



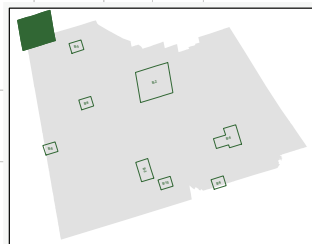
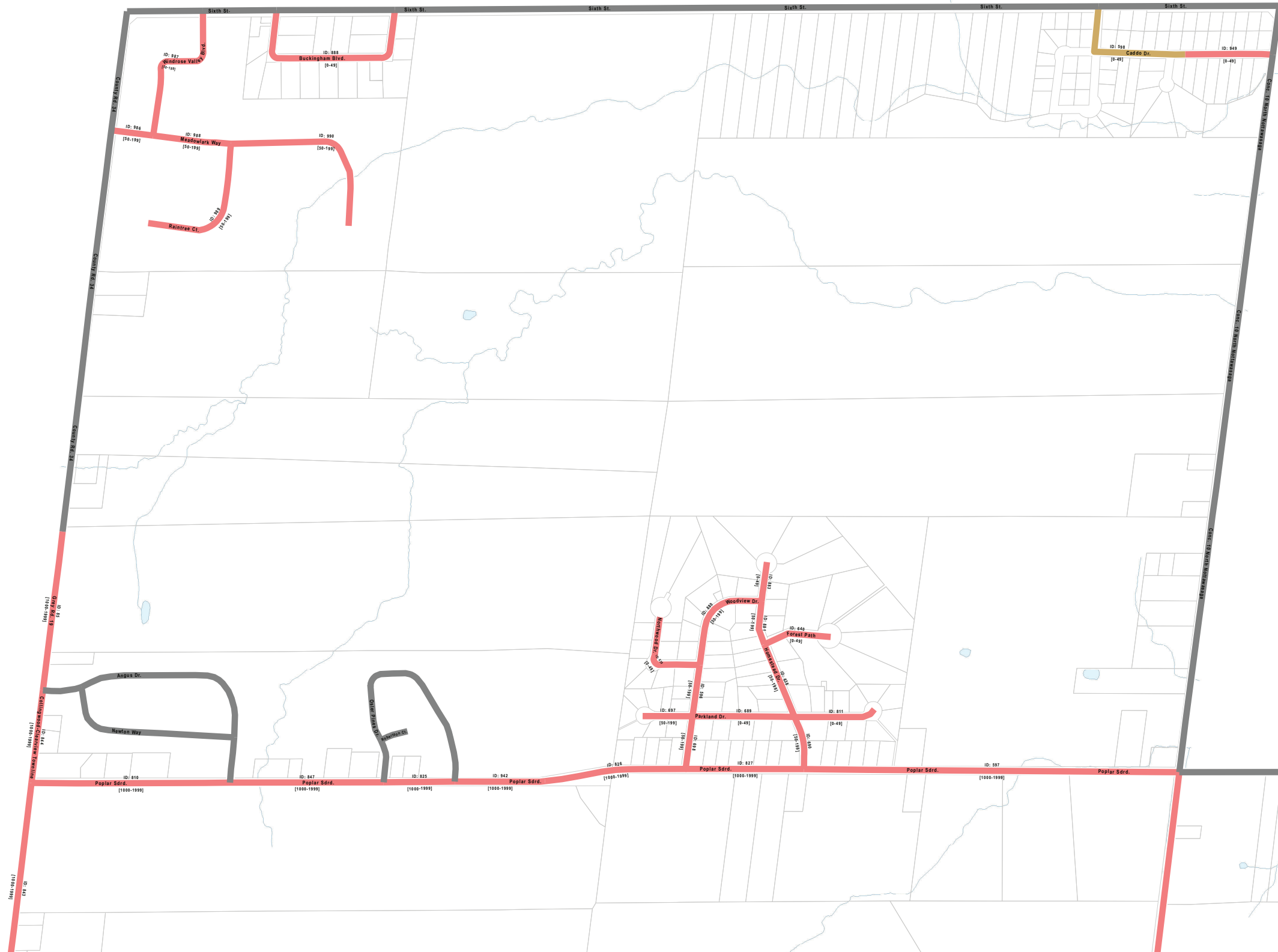
|                                      |                    |   |
|--------------------------------------|--------------------|---|
| Datum: North American 1983           |                    | <br>Grid North |
| Coord. System: NAD 1983 UTM Zone 17N |                    |   |
| Projection: Transverse Mercator      |                    |   |
| Central Meridian: 81°0'0.00"W        |                    |   |
| False Easting: 500,000m              | False Northing: 0m |   |
| Page Orientation: 342.9°             |                    | Scale Factor: 0.99960   |



Client / Project  
**TOWNSHIP OF CLEARVIEW  
 ROADS NEEDS STUDY 2019-2023**

Figure Title  
**DUNTROON  
 ROAD SURFACE MATERIAL  
 AND TRAFFIC RANGE INVENTORY**

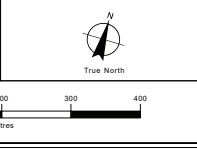
|           |             |            |                          |
|-----------|-------------|------------|--------------------------|
| Drawn     | Checked     | Date       | Figure No.<br><b>B-6</b> |
| PS        | RK          | 2019/01/15 |                          |
| Scale     | Project No. |            |                          |
| H 1:5,000 |             | 300042557  |                          |




**Sources:**  
 1. Ministry of Natural Resources, © Queen's Printer for Ontario  
 2. Natural Resources Canada © Her Majesty the Queen in Right of Canada.

**Disclaimer:**  
 R.J. Burnside & Associates Limited and the above mentioned sources and agencies are not responsible for the accuracy of the spatial, temporal, or other aspects of the data represented on this map. It is recommended that users confirm the accuracy of the information represented.  
 This map is the product of a Geographic Information System (GIS). As such, the data represented on this map may be subject to updates and future reproductions may not be identical.

Datum: North American 1983  
 Coord. System: NAD 1983 UTM Zone 17N  
 Projection: Transverse Mercator  
 Central Meridian: 81°0'0.00"W  
 False Easting: 500,000m False Northing: 0m  
 Page Orientation: 342.8° Scale Factor: 0.99960



- Asphalt
- Asphalt Base
- Surface Treatment
- Gravel
- Earth
- Non-Municipal Roads



**BURNSIDE**

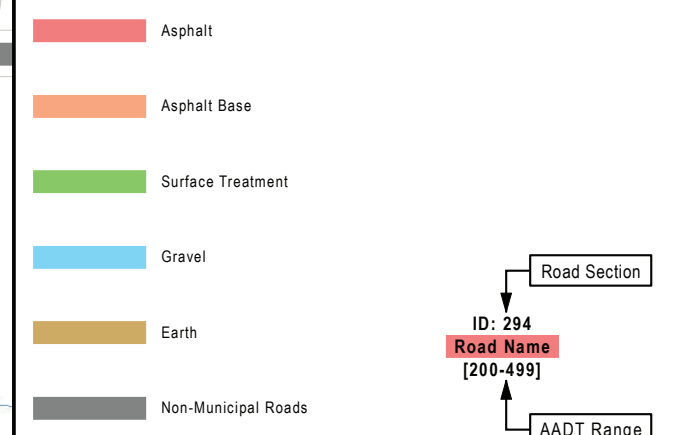
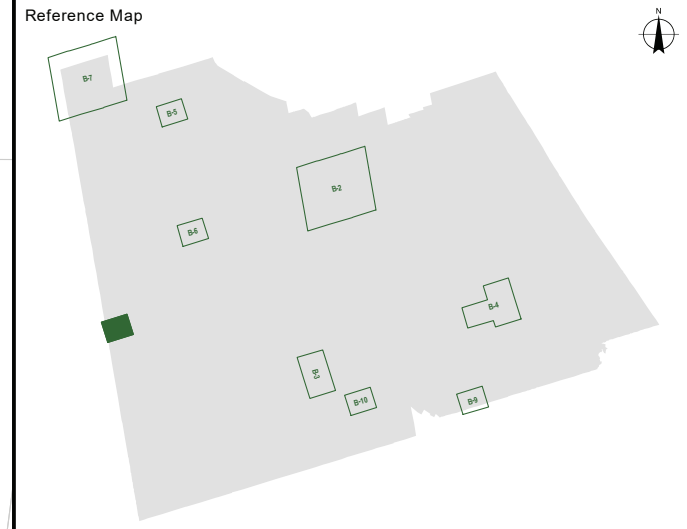
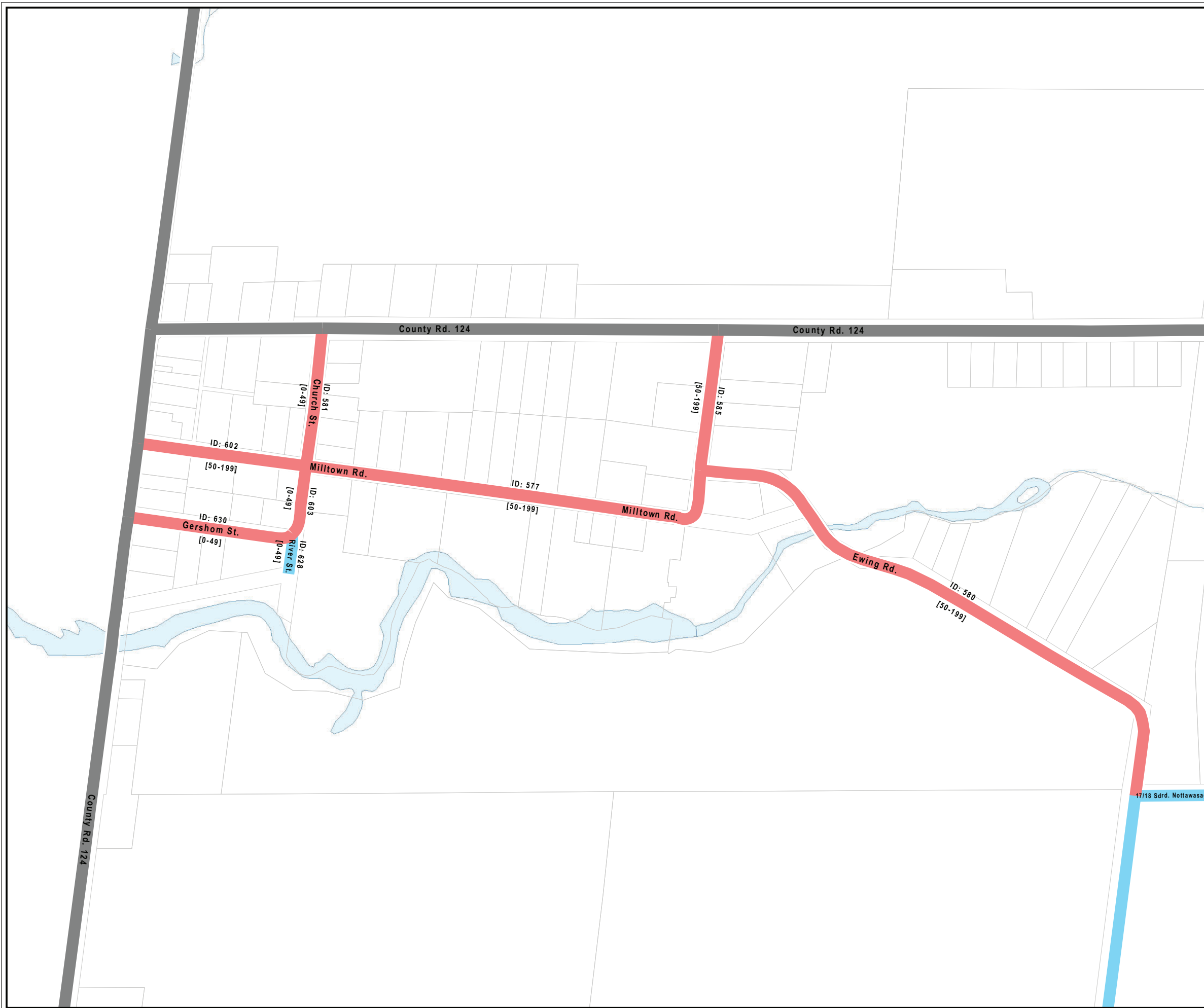
Client/Project  
**TOWNSHIP OF CLEARVIEW  
 ROADS NEEDS STUDY 2019-2023**

Map Title  
**COLLINGWOODLANDS  
 ROAD SURFACE MATERIAL  
 AND TRAFFIC RANGE INVENTORY**

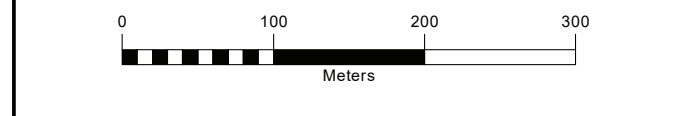
Drawn: PS  
 Checked: RK  
 Date: 2019/01/15  
 Scale: 1:5,000  
 Project No.: 300042557

Map No.  
**B-7**

File Path: \\ELSD01\share\Work\A\01042557\Coding\01042557\_Collingwoodlands\RoadsNeedsStudy\Appendix B Map Book\Book 042557.mxd Print Date: 2019/01/15 Time: 11:47 AM



Datum: North American 1983  
 Coord. System: NAD 1983 UTM Zone 17N  
 Projection: Transverse Mercator  
 Central Meridian: 81°0'0.00"W  
 False Easting: 500,000m | False Northing: 0m  
 Page Orientation: 342.9° | Scale Factor: 0.99960

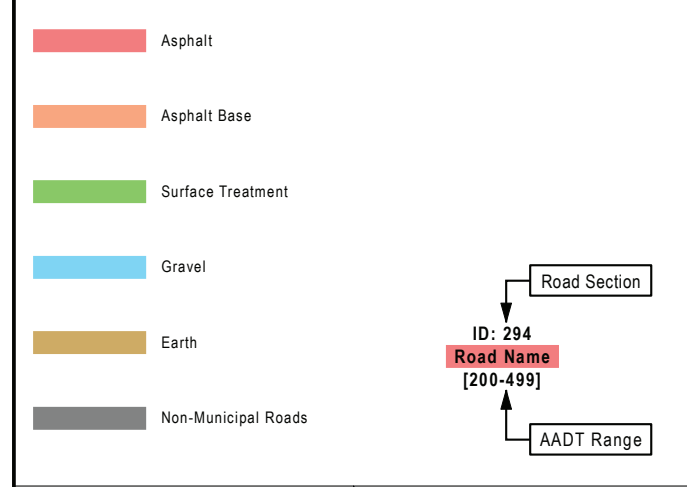
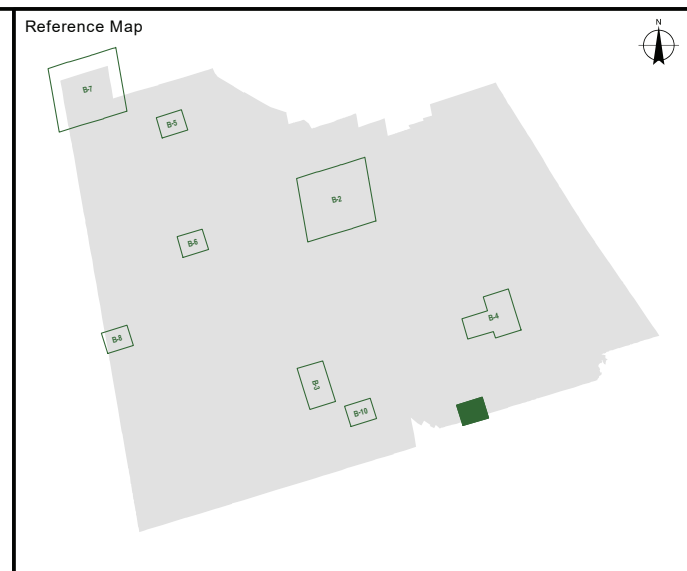
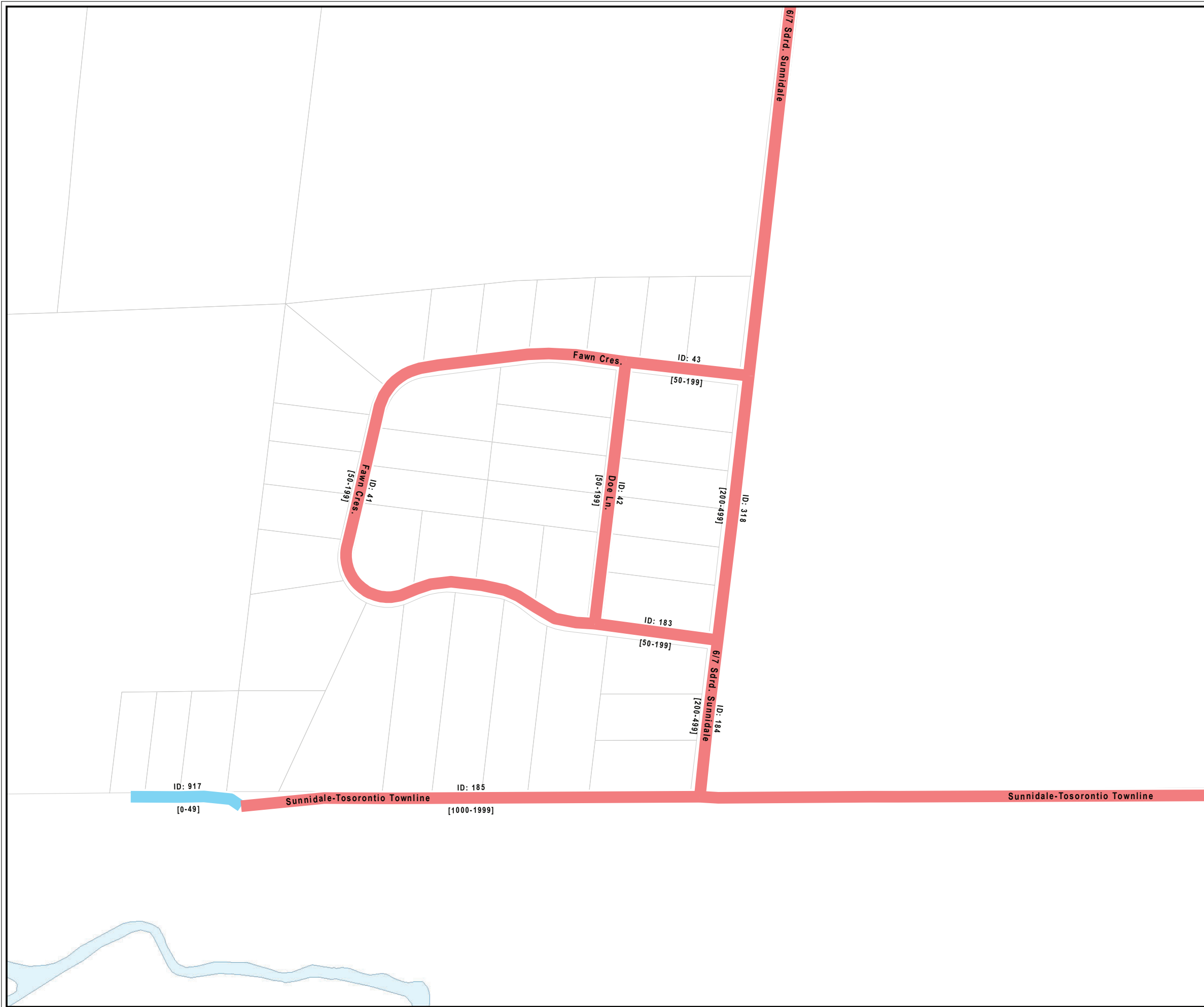



Client / Project  
**TOWNSHIP OF CLEARVIEW  
 ROADS NEEDS STUDY 2019-2023**

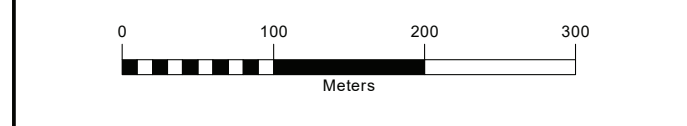
Figure Title  
**SINGHAMPTON  
 ROAD SURFACE MATERIAL  
 AND TRAFFIC RANGE INVENTORY**

|           |             |            |                          |
|-----------|-------------|------------|--------------------------|
| Drawn     | Checked     | Date       | Figure No.<br><b>B-8</b> |
| PS        | RK          | 2019/01/15 |                          |
| Scale     | Project No. |            |                          |
| H 1:5,000 | 300042557   |            |                          |





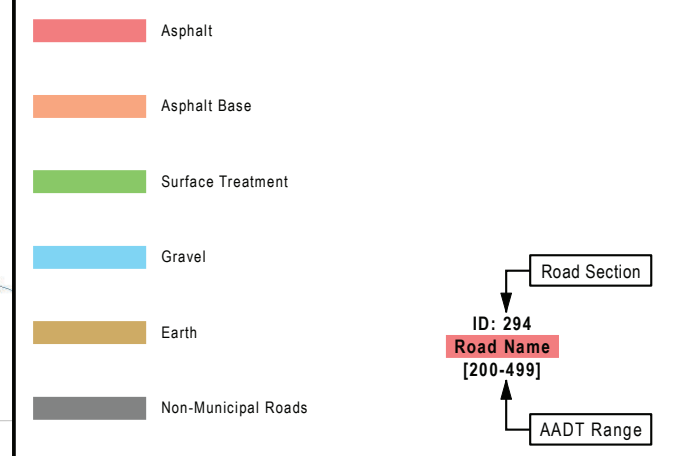
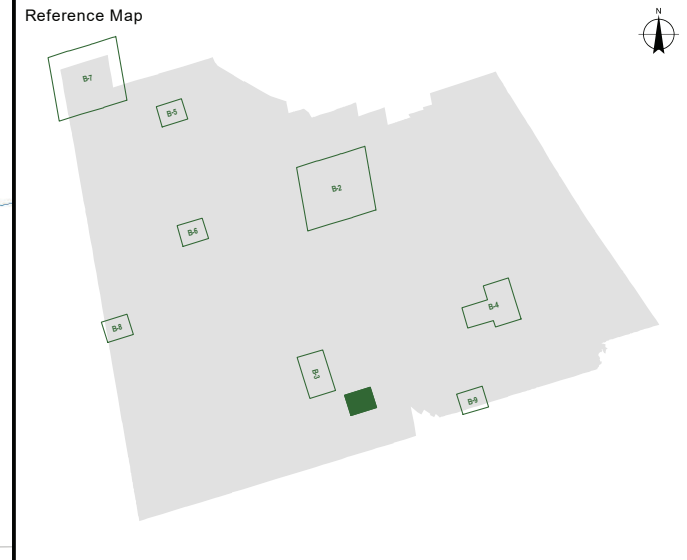
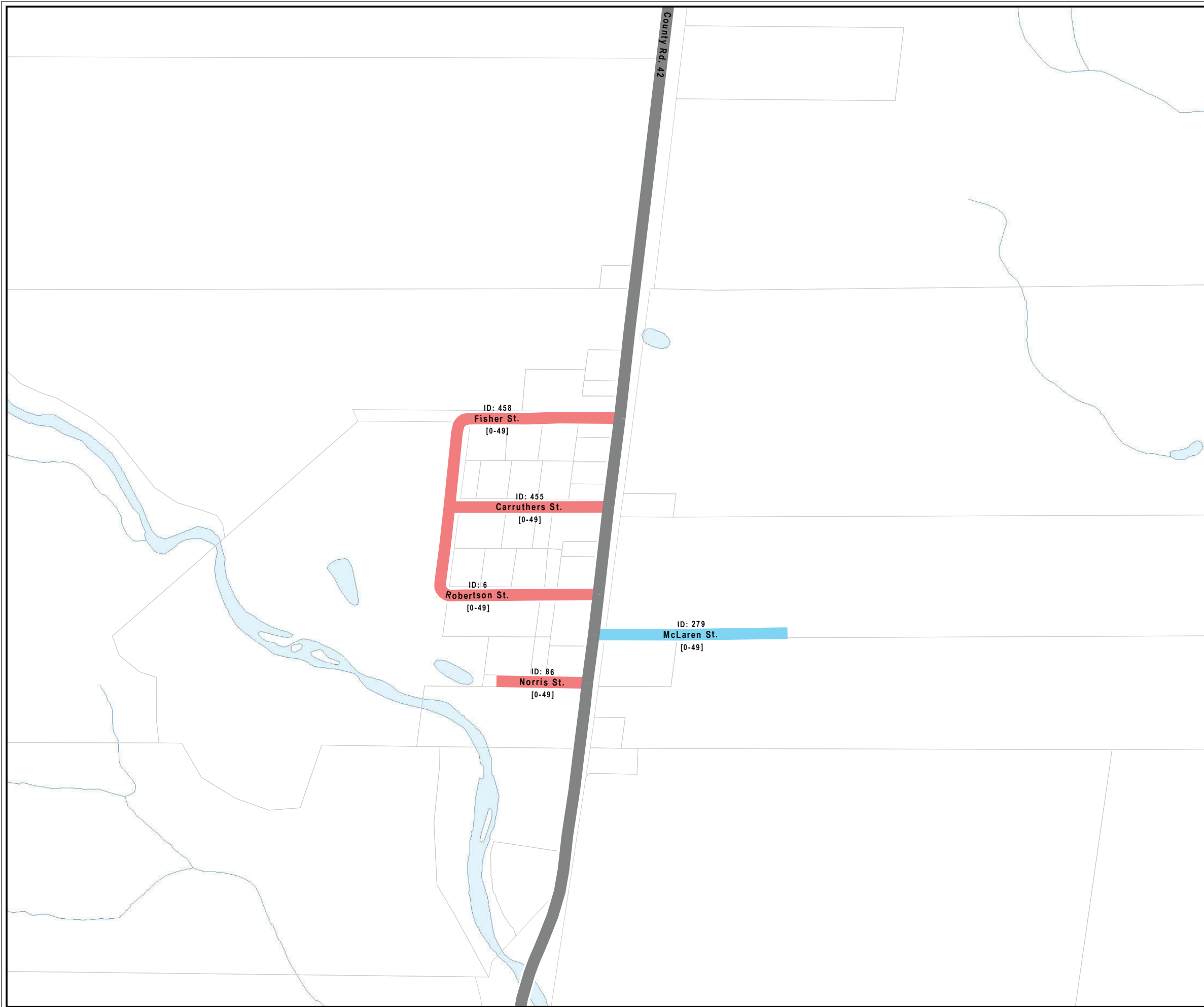
|                                      |                       |   |
|--------------------------------------|-----------------------|---|
| Datum: North American 1983           |                       | <br>Grid North |
| Coord. System: NAD 1983 UTM Zone 17N |                       |   |
| Projection: Transverse Mercator      |                       |   |
| Central Meridian: 81°0'0.00"W        |                       |   |
| False Easting: 500,000m              | False Northing: 0m    |   |
| Page Orientation: 342.9°             | Scale Factor: 0.99960 |   |



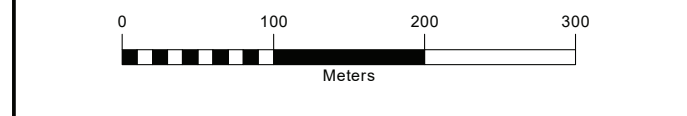
Client / Project  
**TOWNSHIP OF CLEARVIEW  
 ROADS NEEDS STUDY 2019-2023**

Figure Title  
**FAWN CRES. SUB-DIVISION  
 ROAD SURFACE MATERIAL  
 AND TRAFFIC RANGE INVENTORY**

|           |             |            |                          |
|-----------|-------------|------------|--------------------------|
| Drawn     | Checked     | Date       | Figure No.<br><b>B-9</b> |
| PS        | RK          | 2019/01/15 |                          |
| Scale     | Project No. |            |                          |
| H 1:5,000 | 300042557   |            |                          |



|                                      |                       |                   |
|--------------------------------------|-----------------------|-------------------|
| Datum: North American 1983           |                       | <p>Grid North</p> |
| Coord. System: NAD 1983 UTM Zone 17N |                       |                   |
| Projection: Transverse Mercator      |                       |                   |
| Central Meridian: 81°0'0.00"W        |                       |                   |
| False Easting: 500,000m              | False Northing: 0m    |                   |
| Page Orientation: 342.9°             | Scale Factor: 0.99960 |                   |



Client / Project  
**TOWNSHIP OF CLEARVIEW  
 ROADS NEEDS STUDY 2019-2023**

Figure Title  
**AVENING  
 ROAD SURFACE MATERIAL  
 AND TRAFFIC RANGE INVENTORY**

|           |             |            |                           |
|-----------|-------------|------------|---------------------------|
| Drawn     | Checked     | Date       | Figure No.<br><b>B-10</b> |
| PS        | RK          | 2019/01/15 |                           |
| Scale     | Project No. |            |                           |
| H 1:5,000 | 300042557   |            |                           |



---

**Appendix C**  
**Minimum Maintenance Standards for**  
**Municipal Highways**

**TOWNSHIP OF CLEARVIEW  
ROAD AND BRIDGE NEEDS STUDY UPDATE 2019 - 2023  
MINIMUM MAINTENANCE STANDARDS**

**APPENDIX C**

| <b>Class Maintenance Activity</b>  | <b>Class 3</b>  | <b>Class 4</b>  | <b>Class 5</b>   |
|--|---|---|--|
| Routine Patrolling Frequency   | Patrol once every 7 days                              | Patrol once every 14 days                             | Patrol once every 30 days                              |
| Snow Clearing  | Clear within 12 hours after snow accumulation of 8 cm | Clear within 16 hours after snow accumulation of 8 cm | Clear within 24 hours after snow accumulation of 10 cm |
| Icy Roads  | Treat within 8 hours after icy condition identified   | Treat within 12 hours after icy condition identified  | Treat within 16 hours after icy condition identified   |
| Potholes - Paved Road (exceeding 8 cm in depth and 1000 cm <sup>2</sup> in area)   | Repair within 7 days                                  | Repair within 14 days                                 | Repair within 30 days                                  |
| Potholes - Non-paved Road (exceeding 1500 cm <sup>2</sup> in area and 8 cm in depth (Class 3), 10 cm in depth (Class 4) or 12 cm in depth (Class 5))               | Repair within 7 days                                  | Repair within 14 days                                 | Repair within 30 days                                  |
| Potholes - Shoulders paved or non-paved (exceeding 1500 cm <sup>2</sup> in area and 8 cm in depth (Class 3), 10 cm in depth (Class 4) or 12 cm in depth (Class 5)) | Repair within 14 days                                 | Repair within 30 days                                 | Repair within 60 days                                  |
| Shoulder Drop-offs (exceeds 8 cm depth for 20 metres or more)  | Repair within 7 days                                  | Repair within 14 days                                 | Repair within 30 days                                  |
| Cracks (exceeds 5 cm depth and 5 cm width for 3 metres or more)  | Repair within 60 days                                 | Repair within 180 days                                | Repair within 180 days                                 |

| <b>Class Maintenance Activity</b>  | <b>Class 3</b>                | <b>Class 4</b>                | <b>Class 5</b>                |
|--|-------------------------------|-------------------------------|-------------------------------|
| Debris on Roadway  | Remove as soon as practicable | Remove as soon as practicable | Remove as soon as practicable |
| Luminaires (3 or more consecutive luminaires not functioning or 30% or more luminaires per km not functioning) | Repair within 14 days         | Repair within 14 days         | Repair within 14 days         |
| Primary Traffic Signs (illegible, improperly oriented or missing)  | Repair as soon as practicable | Repair as soon as practicable | Repair as soon as practicable |
| Other Signs (illegible, improperly oriented or missing)  | Repair within 21 days         | Repair within 30 days         | Repair within 30 days         |
| Bridge Deck Spalls (exceeding 1000 cm <sup>2</sup> and 8 cm depth)   | Repair within 7 days          | Repair within 7 days          | Repair within 7 days          |
| Vertical Discontinuity in Bridge Deck (exceeds 5 cm)   | Repair as soon as practicable | Repair as soon as practicable | Repair as soon as practicable |
| Vertical Discontinuity In Roadway, Bridge Joints or Approach Slab (exceeds 5 cm)                               | Repair within 7 days          | Repair within 21 days         | Repair within 21 days         |

**TOWNSHIP OF CLEARVIEW  
ROAD AND BRIDGE NEEDS STUDY UPDATE 2019 - 2023  
MINIMUM MAINTENANCE STANDARDS**

MINIMUM HIGHWAY MAINTENANCE STANDARDS

TABLE  
CLASSIFICATION OF HIGHWAYS

| Average Annual Daily Traffic<br>(number of motor vehicles) | Posted or Statutory Speed Limit<br>(kilometres per hour) |         |         |         |         |         |        |
|--|--|---------|---------|---------|---------|---------|--------|
|  | 91 - 100   | 81 - 90 | 71 - 80 | 61 - 70 | 51 - 60 | 41 - 50 | 1 - 40 |
| 15,000 – 22,999  | 1  | 1       | 2       | 2       | 2       | 3       | 3      |
| 12,000 - 14,999  | 1  | 1       | 2       | 2       | 2       | 3       | 3      |
| 10,000 - 11,999  | 1  | 1       | 2       | 2       | 3       | 3       | 3      |
| 8,000 - 9,999  | 1  | 1       | 2       | 3       | 3       | 3       | 3      |
| 6,000 - 7,999  | 1  | 2       | 2       | 3       | 3       | 4       | 4      |
| 5,000 - 5,999  | 1  | 2       | 2       | 3       | 3       | 4       | 4      |
| 4,000 - 4,999  | 1  | 2       | 3       | 3       | 3       | 4       | 4      |
| 3,000 - 3,999  | 1  | 2       | 3       | 3       | 3       | 4       | 4      |
| 2,000 - 2,999  | 1  | 2       | 3       | 3       | 4       | 5       | 5      |
| 1,000 - 1,999  | 1  | 3       | 3       | 3       | 4       | 5       | 5      |
| 500 - 999  | 1  | 3       | 4       | 4       | 4       | 5       | 5      |
| 200 - 499  | 1  | 3       | 4       | 4       | 5       | 5       | 6      |
| 50 - 199   | 1  | 3       | 4       | 5       | 5       | 6       | 6      |
| 0 - 49   | 1  | 3       | 6       | 6       | 6       | 6       | 6      |

O. Reg. 366/18, s. 1.



---

**Appendix D**  
**Bench Mark Costs for Improvement**  
**Types**

**TOWNSHIP OF CLEARVIEW**  
**ROAD AND BRIDGE NEEDS STUDY 2019 - 2023**  
**BENCHMARK COSTS**

APPENDIX D

| <b>Improvement Code</b> | <b>Improvement Description</b>                       | <b>Benchmark Cost (\$/km)</b> |
|-------------------------|--|-------------------------------|
| MOSL1                   | Mtce Slurry Seal                                     | 22,000                        |
| MOMS1                   | Mtce Micro Surface                                   | 34,000                        |
| MDPSL1                  | Mtce Dina Patch and Slurry Seal                      | 44,000                        |
| MDPMS1                  | Mtce Dina Patch and Micro Surface                    | 60,000                        |
| MCS                     | Mtce Crack Sealing                                   | 20,000                        |
| MRG                     | Mtce Resurface Gravel                                | 20,000                        |
| RDG                     | Rural Ditching Gravel                                | 32,000                        |
| RDBG                    | Rural Ditching Base Gravel                           | 55,000                        |
| ROSL1                   | Rural Overlay Single Slurry Seal                     | 26,000                        |
| RPBT2                   | Rural Pulverize Gravel Double Surface Treatment      | 60,000                        |
| ROA1                    | Rural Overlay Single Lift Asphalt                    | 118,000                       |
| RSA1                    | Rural Spot Improvement Single Lift Asphalt           | 124,000                       |
| RPBA1                   | Rural Pulverize Gravel Single Lift Asphalt           | 130,000                       |
| RRECG                   | Rural Reconstruction Gravel                          | 486,000                       |
| RRECA1                  | Rural Reconstruction Single Lift Asphalt             | 572,000                       |
| SOSL1                   | Semi Urban Overlay Single Slurry Seal                | 30,000                        |
| SOA1                    | Semi Urban Overlay Single Lift Asphalt               | 156,000                       |
| SSA1                    | Semi Urban Spot Improvement Single Lift Asphalt      | 160,000                       |
| SPBA1                   | Semi Urban Pulverize Gravel Single Lift Asphalt      | 188,000                       |
| SRECA2                  | Semi Urban Reconstruction Double Lift Asphalt        | 700,000                       |
| UOMA1                   | Urban Overlay Mill Single Lift Asphalt               | 200,000                       |
| USA1                    | Urban Spot Improvement Single Lift Asphalt           | 180,000                       |
| URECA2                  | Urban Reconstruction Double Lift Asphalt             | 1,000,000                     |
| URSSA2                  | Urban Reconstruction Storm Sewer Double Lift Asphalt | 1,660,000                     |



---

**Appendix E**  
**Cost Estimate for Five-Year**  
**Construction Program**



TOWNSHIP OF CLEARVIEW  
ROAD AND BRIDGE NEEDS STUDY 2019 - 2023  
FIVE YEAR CAPITAL PROGRAM

APPENDIX E

| C  | E     | F                               | G  | AC  | AD                       | BL                       | BN                 | BQ                          | BS   | BT                       | BU                 | BV                                | BW   | BX   | BY   | BZ        | CA   | CB   |           |
|----|-------|---------------------------------|--|---|--------------------------|--------------------------|--------------------|-----------------------------|--|--------------------------|--------------------|-----------------------------------|--|--|------|-----------|------|------|-----------|
| 1  | GisID | Road Name                       | From                                       | To  | Surface Material<br>2012 | Surface Material<br>2018 | AADT Range<br>2018 | Condition<br>Rating<br>2018 | Proposed Improvement Description                     | Improvement<br>Cost (\$) | Other Cost<br>(\$) | Total<br>Improvement<br>Cost (\$) | Township Share<br>Improvement<br>Cost (\$) | Developer<br>Share<br>Improvement<br>Cost (\$) | 2019 | 2020      | 2021 | 2022 | 2023      |
| 3  | 229   | Margaret Street                 | County Road 42                             | Clarence Street                           | ASPHALT                  | Asphalt                  | 200-499            | 2                           | Urban Reconstruction Storm Sewer Double Lift Asphalt | 863,200                  |                    | 863,200                           | 86,300                                     | 776,900  |      |           |      |      |           |
| 4  | 70    | William Street                  | Perry Street                               | Oak Street                                | ASPHALT                  | Asphalt                  | 1000-1999          | 4                           | Semi Urban Pulverize Gravel Single Lift Asphalt      | 22,700                   |                    | 22,700                            | 22,700                                     | -  |      |           |      |      |           |
| 5  | 235   | Concession 3 South Nottawasaga  | 358m East of George Street                 | 6/7 Sideroad Nottawasaga                  | ASPHALT                  | Asphalt                  | 500-999            | 4                           | Rural Pulverize Gravel Single Lift Asphalt           | 85,500                   |                    | 85,500                            | 85,500                                     | -  |      |           |      |      |           |
| 6  | 915   | Birchwood Boulevard             | Wyant Road                                 | North End                                 | SURFACE TREATMENT        | Asphalt                  | 50-199             | 4                           | Urban Reconstruction Storm Sewer Double Lift Asphalt | 132,800                  |                    | 132,800                           | 132,800                                    | -  |      |           |      |      |           |
| 7  | 119   | Wyant Road                      | Highway 26                                 | Murray Crescent                           | SURFACE TREATMENT        | Asphalt                  | 50-199             | 4                           | Urban Reconstruction Storm Sewer Double Lift Asphalt | 599,300                  |                    | 599,300                           | 599,300                                    | -  |      |           |      |      |           |
| 8  | 121   | Wyant Road                      | Murray Crescent                            | Birchwood Boulevard                       | SURFACE TREATMENT        | Asphalt                  | 50-199             | 4                           | Urban Reconstruction Storm Sewer Double Lift Asphalt | 189,200                  |                    | 189,200                           | 189,200                                    | -  |      |           |      |      |           |
| 9  | 539   | Elgin Street                    | Hogback Road                               | Clarendon Street                          | ASPHALT                  | Asphalt                  | 0-49               | 4                           | Semi Urban Pulverize Gravel Single Lift Asphalt      | 41,900                   |                    | 41,900                            | 41,900                                     | -  |      |           |      |      |           |
| 10 | 113   | Sutherland Street S             | Quebec Street                              | Warden Street                             | EARTH                    | Earth                    | 0-49               | 4                           | Urban Reconstruction Storm Sewer Double Lift Asphalt | 262,300                  |                    | 262,300                           | 26,200                                     | 236,100  |      |           |      |      |           |
| 11 | 631   | Sutherland Street S             | Warden Street                              | Centre Street                             | EARTH                    | Earth                    | 0-49               | 4                           | Urban Reconstruction Storm Sewer Double Lift Asphalt | 159,400                  |                    | 159,400                           | 15,900                                     | 143,500  |      |           |      |      |           |
| 12 | 152   | Centre Line Road                | County Road 9                              | Concession 2 Sunnidale                    | ASPHALT                  | Asphalt                  | 2000-2999          | 5                           | Rural Pulverize Gravel Single Lift Asphalt           | 294,300                  |                    | 294,300                           | 147,000                                    | 147,300  |      |           |      |      |           |
| 13 | 375   | Centre Line Road                | Concession 9 Sunnidale                     | Warrington Road                           | ASPHALT                  | Asphalt                  | 2000-2999          | 5                           | Rural Pulverize Gravel Single Lift Asphalt           | 112,500                  |                    | 112,500                           | 112,500                                    | -  |      |           |      |      |           |
| 14 | 131   | 3/4 Sideroad Sunnidale          | County Road 9                              | Concession 2 Sunnidale                    | ASPHALT                  | Asphalt                  | 1000-1999          | 5                           | Rural Pulverize Gravel Single Lift Asphalt           | 201,000                  |                    | 201,000                           | 201,000                                    | -  |      | 201,000   |      |      |           |
| 15 | 312   | 3/4 Sideroad Sunnidale          | 1500m North of Concession 7 Sunnidale      | Concession 9 Sunnidale                    | ASPHALT                  | Asphalt                  | 1000-1999          | 5                           | Rural Pulverize Gravel Single Lift Asphalt           | 161,600                  |                    | 161,600                           | 161,600                                    | -  |      |           |      |      |           |
| 16 | 925   | 3/4 Sideroad Sunnidale          | Concession 7 Sunnidale                     | 1200m North of Concession 7 Sunnidale     | ASPHALT                  | Asphalt                  | 1000-1999          | 5                           | Rural Pulverize Gravel Single Lift Asphalt           | 157,200                  |                    | 157,200                           | 157,200                                    | -  |      |           |      |      |           |
| 17 | 926   | 3/4 Sideroad Sunnidale          | 1200m North of Concession 7 Sunnidale      | 1500m North of Concession 7 Sunnidale     | ASPHALT                  | Asphalt                  | 1000-1999          | 5                           | Rural Pulverize Gravel Single Lift Asphalt           | 40,200                   |                    | 40,200                            | 40,200                                     | -  |      |           |      |      |           |
| 18 | 490   | Concession 3 South Nottawasaga  | George Street                              | 358m East of George Street                | ASPHALT                  | Asphalt                  | 500-999            | 5                           | Rural Pulverize Gravel Single Lift Asphalt           | 46,500                   |                    | 46,500                            | 46,500                                     | -  |      |           |      |      |           |
| 19 | 501   | Concession 6 Sunnidale          | 6/7 Sideroad Sunnidale                     | 1360m East of 6/7 Sideroad Sunnidale      | ASPHALT                  | Asphalt                  | 500-999            | 5                           | Urban Overlay Mill Single Lift Asphalt               | 92,600                   |                    | 92,600                            | 92,600                                     | -  |      |           |      |      |           |
| 20 | 241   | Hogback Road                    | 622m North East of 6/7 Sideroad Sunnidale  | Concession 2 Sunnidale                    | ASPHALT                  | Asphalt                  | 500-999            | 5                           | Rural Pulverize Gravel Single Lift Asphalt           | 97,200                   |                    | 97,200                            | 97,200                                     | -  |      |           |      |      |           |
| 21 | 932   | Hogback Road                    | 6/7 Sideroad Sunnidale                     | 622m North East of 6/7 Sideroad Sunnidale | ASPHALT                  | Asphalt                  | 500-999            | 5                           | Rural Pulverize Gravel Single Lift Asphalt           | 81,000                   |                    | 81,000                            | 81,000                                     | -  |      |           |      |      |           |
| 22 | 535   | Hogback Road                    | 3/4 Sideroad Sunnidale                     | 6/7 Sideroad Sunnidale                    | ASPHALT                  | Asphalt                  | 500-999            | 5                           | Rural Pulverize Gravel Single Lift Asphalt           | 302,500                  |                    | 302,500                           | 302,500                                    | -  |      |           |      |      |           |
| 23 | 162   | Switzer Street                  | Concession 5 Sunnidale                     | Greengage Road                            | ASPHALT                  | Asphalt                  | 500-999            | 5                           | Semi Urban Pulverize Gravel Single Lift Asphalt      | 65,400                   |                    | 65,400                            | 65,400                                     | -  |      |           |      |      |           |
| 24 | 176   | Switzer Street                  | Creemore Ave.                              | Concession 5 Sunnidale                    | ASPHALT                  | Asphalt                  | 500-999            | 5                           | Rural Pulverize Gravel Single Lift Asphalt           | 167,200                  |                    | 167,200                           | 167,200                                    | -  |      |           |      |      |           |
| 25 | 502   | Switzer Street                  | 1360m East of 6/7 Sideroad Sunnidale       | Creemore Ave                              | ASPHALT                  | Asphalt Base             | 500-999            | 5                           | Semi Urban Overlay Single Lift Asphalt               | 81,700                   |                    | 81,700                            | 81,700                                     | -  |      | 1,412,400 |      |      | 81,700    |
| 26 | 95    | 6/7 Sideroad Sunnidale          | Hogback Road                               | Fawn Crescent                             | ASPHALT                  | Asphalt                  | 200-499            | 5                           | Rural Pulverize Gravel Single Lift Asphalt           | 164,100                  |                    | 164,100                           | 164,100                                    | -  |      |           |      |      |           |
| 27 | 608   | Concession 10 North Nottawasaga | County Road 91                             | 26/27 Sideroad Nottawasaga                | GRAVEL                   | Gravel                   | 200-499            | 5                           | Rural Reconstruction Single Lift Asphalt             |                          | 1,480,000          | 1,480,000                         | 148,000                                    | 1,332,000                                      |      |           |      |      | 148,000   |
| 28 | 874   | Concession 10 North Nottawasaga | 26/27 Sideroad Nottawasaga                 | 2100m North of 26/27 Sideroad Nottawasaga | GRAVEL                   | Gravel                   | 200-499            | 5                           | Rural Reconstruction Single Lift Asphalt             |                          | 2,520,000          | 2,520,000                         | 252,000                                    | 2,268,000                                      |      |           |      |      | 252,000   |
| 29 | 163   | Concession 5 Sunnidale          | 9/10 Sideroad Sunnidale                    | Whitetail Drive                           | ASPHALT                  | Asphalt                  | 200-499            | 5                           | Semi Urban Pulverize Gravel Single Lift Asphalt      | 169,000                  |                    | 169,000                           | 169,000                                    | -  |      |           |      |      | 169,000   |
| 30 | 582   | Concession 8 South Nottawasaga  | Station Street                             | 15/16 Sideroad Nottawasaga                | ASPHALT                  | Asphalt                  | 200-499            | 5                           | Rural Pulverize Gravel Single Lift Asphalt           | 49,500                   |                    | 49,500                            | 49,500                                     | -  |      |           |      |      | 49,500    |
| 31 | 234   | George Street                   | 195m East of Mary Street                   | Concession 3 South Nottawasaga            | ASPHALT                  | Asphalt                  | 200-499            | 5                           | Semi Urban Pulverize Gravel Single Lift Asphalt      | 29,100                   |                    | 29,100                            | 29,100                                     | -  |      |           |      |      | 29,100    |
| 32 | 28    | Perry Street                    | Jane Street                                | Christopher Street                        | ASPHALT                  | Asphalt                  | 200-499            | 5                           | Semi Urban Pulverize Gravel Single Lift Asphalt      | 18,000                   |                    | 18,000                            | 18,000                                     | -  |      |           |      |      | 18,000    |
| 33 | 334   | Stayner Street                  | North Street                               | Debbie Street                             | ASPHALT                  | Asphalt                  | 200-499            | 5                           | Urban Overlay Mill Single Lift Asphalt               | 26,200                   |                    | 26,200                            | 26,200                                     | -  |      |           |      |      | 26,200    |
| 34 | 461   | Stayner Street                  | Montreal Street                            | Debbie Street                             | ASPHALT                  | Asphalt                  | 200-499            | 5                           | Semi Urban Pulverize Gravel Single Lift Asphalt      | 47,600                   |                    | 47,600                            | 47,600                                     | -  |      |           |      |      | 47,600    |
| 35 | 164   | Concession 5 Sunnidale          | Whitetail Drive                            | Templeton Drive                           | ASPHALT                  | Asphalt                  | 50-199             | 5                           | Semi Urban Pulverize Gravel Single Lift Asphalt      | 10,200                   |                    | 10,200                            | 10,200                                     | -  |      |           |      |      | 10,200    |
| 36 | 168   | Concession 5 Sunnidale          | Whitetail Drive                            | Ringtail Crescent                         | ASPHALT                  | Asphalt                  | 50-199             | 5                           | Semi Urban Pulverize Gravel Single Lift Asphalt      | 34,000                   |                    | 34,000                            | 34,000                                     | -  |      |           |      |      | 34,000    |
| 37 | 195   | Creemore Avenue                 | 1100m North East of Concession 5 Sunnidale | Switzer Street                            | ASPHALT                  | Asphalt                  | 50-199             | 5                           | Rural Pulverize Gravel Single Lift Asphalt           | 51,400                   |                    | 51,400                            | 51,400                                     | -  |      |           |      |      | 51,400    |
| 38 | 74    | Montreal Street                 | Sutherland Street                          | Highway 26                                | ASPHALT                  | Asphalt                  | 50-199             | 5                           | Urban Reconstruction Storm Sewer Double Lift Asphalt | 254,000                  |                    | 254,000                           | 254,000                                    | -  |      |           |      |      | 254,000   |
| 39 | 469   | Montreal Street                 | East Street                                | Stayner Street                            | ASPHALT                  | Asphalt                  | 50-199             | 5                           | Urban Reconstruction Storm Sewer Double Lift Asphalt | 295,500                  |                    | 295,500                           | 295,500                                    | -  |      |           |      |      | 1,334,800 |
| 40 | 526   | Montreal Street                 | Stayner Street                             | Sutherland Street                         | ASPHALT                  | Asphalt                  | 50-199             | 5                           | Urban Reconstruction Storm Sewer Double Lift Asphalt | 298,800                  |                    | 298,800                           | 298,800                                    | -  |      |           |      |      | 298,800   |
| 41 | 944   | Mowat Street N                  | 1600m North of Weir Street                 | 27/28 Sideroad Nottawasaga                | GRAVEL                   | Gravel                   | 50-199             | 5                           | Rural Reconstruction Single Lift Asphalt             | 101,800                  | 100,000            | 201,800                           | 20,200                                     | 181,600  |      |           |      |      | 20,200    |
| 42 | 363A  | Mowat Street N                  | 560m North of Weir Street                  | 1600m North of Weir Street                | GRAVEL                   | Gravel                   | 50-199             | 5                           | Rural Reconstruction Single Lift Asphalt             | 594,900                  | 550,000            | 1,144,900                         | 114,500                                    | 1,030,400                                      |      |           |      |      | 114,500   |
| 43 | 697   | Parkland Drive                  | Woodview Drive                             | West End                                  | ASPHALT                  | Asphalt                  | 50-199             | 5                           | Semi Urban Pulverize Gravel Single Lift Asphalt      | 22,600                   |                    | 22,600                            | 22,600                                     | -  |      |           |      |      | 22,600    |
| 44 | 58    | Thomas Street                   | Charles Street                             | Highway 26                                | ASPHALT                  | Asphalt                  | 50-199             | 5                           | Semi Urban Pulverize Gravel Single Lift Asphalt      | 3,400                    |                    | 3,400                             | 3,400                                      | -  |      |           |      |      | 3,400     |
| 45 | 606   | 26/27 Sideroad Nottawasaga      | Osprey-Clearview Townline                  | 997m East of Osprey-Clearview Townline    | GRAVEL                   | Gravel                   | 0-49               | 5                           | Rural Reconstruction Gravel                          | 484,500                  | 40,000             | 524,500                           | 52,500                                     | 472,000  |      |           |      |      | 52,500    |
| 46 | 607   | 26/27 Sideroad Nottawasaga      | 997m East of Osprey-Clearview Townline     | Concession 10 North Nottawasaga           | GRAVEL                   | Gravel                   | 0-49               | 5                           | Rural Reconstruction Gravel                          | 847,600                  | 70,000             | 917,600                           | 91,800                                     | 825,800  |      |           |      |      | 91,800    |
| 47 | 864   | Coates Drive                    | Centre Street                              | Warden Street                             | EARTH                    | Earth                    | 0-49               | 5                           | Urban Reconstruction Storm Sewer Double Lift Asphalt | 139,400                  |                    | 139,400                           | 49,800                                     | 89,600   |      |           |      |      |           |
| 48 | 590   | Collingwood Street              | County Road 9                              | North End                                 | ASPHALT                  | Asphalt                  | 0-49               | 5                           | Semi Urban Pulverize Gravel Single Lift Asphalt      | 69,700                   |                    | 69,700                            | 69,700                                     | -  |      |           |      |      | 69,700    |
| 49 | 386   | Elgin Street                    | Hogback Road                               | East End                                  | ASPHALT                  | Asphalt                  | 0-49               | 5                           | Semi Urban Pulverize Gravel Single Lift Asphalt      | 28,800                   |                    | 28,800                            | 28,800                                     | -  |      |           |      |      | 28,800    |
| 50 | 102   | Langtry Street                  | Edward Street West                         | South End                                 | ASPHALT                  | Asphalt                  | 0-49               | 5                           | Semi Urban Pulverize Gravel Single Lift Asphalt      | 21,200                   |                    | 21,200                            | 21,200                                     | -  |      |           |      |      | 21,200    |
| 51 | 180   | Mowat Street S                  | Sunnidale Street                           | Cherry Street                             | ASPHALT                  | Asphalt                  | 0-49               | 5                           | Semi Urban Pulverize Gravel Single Lift Asphalt      | 23,300                   |                    | 23,300                            | 23,300                                     | -  |      |           |      |      | 23,300    |
| 52 | 639   | Northwood Drive                 | Woodview Drive                             | North End                                 | ASPHALT                  | Asphalt                  | 0-49               | 5                           | Semi Urban Pulverize Gravel Single Lift Asphalt      | 41,500                   |                    | 41,500                            | 41,500                                     | -  |      |           |      |      | 41,500    |
| 53 | 689   | Parkland Drive                  | Woodview Drive                             | Homestead Drive                           | ASPHALT                  | Asphalt                  | 0-49               | 5                           | Semi Urban Pulverize Gravel Single Lift Asphalt      | 46,100                   |                    | 46,100                            | 46,100                                     | -  |      |           |      |      | 46,100    |
| 54 | 811   | Parkland Drive                  | Homestead Drive                            | East End                                  | ASPHALT                  | Asphalt                  | 0-49               | 5                           | Semi Urban Pulverize Gravel Single Lift Asphalt      | 37,200                   |                    | 37,200                            | 37,200                                     | -  |      |           |      |      | 37,200    |
| 55 | 63    | Purple Hill Lane                | Collingwood Street                         | East End                                  | ASPHALT                  | Asphalt                  | 0-49               | 5                           | Semi Urban Pulverize Gravel Single Lift Asphalt      | 85,000                   |                    | 85,000                            | 85,000                                     | -  |      |           |      |      | 85,000    |
| 56 | 232   | Sarah Street                    | Caroline Street West                       | Elizabeth Street West                     | ASPHALT                  | Asphalt                  | 0-49               | 5                           | Semi Urban Pulverize Gravel Single Lift Asphalt      | 22,600                   |                    | 22,600                            | 22,600                                     | -  |      |           |      |      | 22,600    |
| 57 | 890   | Stayner Street                  | Warden Street                              | Quebec Street                             | EARTH                    | Earth                    | 0-49               | 5                           | Urban Reconstruction Storm Sewer Double Lift Asphalt | 227,400                  |                    | 227,400                           | 227,400                                    | -  |      |           |      |      |           |
| 58 | 770   | Warden Street                   | Stayner Street                             | Sutherland Street S                       | EARTH                    | Earth                    | 0-49               | 5                           | Urban Reconstruction Storm Sewer Double Lift Asphalt | 302,100                  |                    | 302,100                           | 302,100                                    | -  |      |           |      |      |           |
| 59 | 951   | Warden Street                   | Coates Drive                               | Stayner Street                            | EARTH                    | Earth                    | 0-49               | 5                           | Urban Reconstruction Storm Sewer Double Lift Asphalt | 579,300                  |                    | 579,300                           | 579,300                                    | -  |      |           |      |      |           |
| 60 | 1012  | Warden Street                   | Coates Drive                               | West End                                  | EARTH                    | Earth                    | 0-49               | 5                           | Urban Reconstruction Storm Sewer Double Lift Asphalt | 49,800                   |                    | 49,800                            | 49,800                                     | -  |      |           |      |      |           |
| 61 | 206   | Margaret Street                 | Lawrence Street                            | 294m East of Lawrence Street              | EARTH                    | Earth                    | 0-49               | 5                           | Urban Reconstruction Storm Sewer Double Lift Asphalt | 488,000                  |                    | 488,000                           | 48,800                                     | 439,200  |      |           |      |      | 48,800    |
| 62 | 214   | Margaret Street                 | 294m East of Lawrence Street               | East End                                  | EARTH                    | Earth                    | 0-49               | 5                           | Urban Reconstruction Storm Sewer Double Lift Asphalt | 250,700                  |                    | 250,700                           | 25,100                                     | 225,600  |      |           |      |      | 25,100    |
| 63 | 1010  | County Road 91                  | Concession 10 North Nottawasaga            | Osprey-Clearview Townline                 | ASPHALT                  | Asphalt                  | 5000-5999          | 6                           | Rural Pulverize Gravel Single Lift Asphalt           | -                        | 176,000            | 176,000                           | 17,600                                     | 158,400  |      |           |      |      | 17,600    |
| 64 | 51    | Centre Line Road                | Concession 5 Sunnidale                     | County Road 9                             | ASPHALT                  | Asphalt                  | 2000-2999          | 6                           | Rural Pulverize Gravel Single Lift Asphalt           | 61,000                   |                    | 61,000                            | 61,000                                     | -  |      |           |      |      | 61,000    |
| 65 | 351   | Centre Line Road                | Warrington Road                            | 21/22 Sideroad Nottawasaga                | ASPHALT                  | Asphalt                  | 2000-2999          | 6                           | Rural Pulverize Gravel Single Lift Asphalt           | 59,500                   |                    | 59,500                            | 59,500                                     | -  |      |           |      |      | 1,427,200 |
| 66 |       |                                 |  |   |                          |                          |                    |                             |  |                          |                    |                                   |  |  |      |           |      |      |           |

TOWNSHIP OF CLEARVIEW  
ROAD AND BRIDGE NEEDS STUDY 2019 - 2023  
FIVE YEAR CAPITAL PROGRAM

|     | C     | E                               | F   | G  | AC                       | AD                       | BL                 | BN                          | BQ   | BS                       | BT                 | BU                                | BV   | BW   | BX   | BY   | BZ   | CA   | CB   |
|-----|-------|---------------------------------|---|--|--------------------------|--------------------------|--------------------|-----------------------------|--|--------------------------|--------------------|-----------------------------------|--|--|------|------|------|------|------|
| 1   | GisID | Road Name                       | From  | To   | Surface Material<br>2012 | Surface Material<br>2018 | AADT Range<br>2018 | Condition<br>Rating<br>2018 | Proposed Improvement Description                     | Improvement<br>Cost (\$) | Other Cost<br>(\$) | Total<br>Improvement<br>Cost (\$) | Township Share<br>Improvement<br>Cost (\$) | Developer<br>Share<br>Improvement<br>Cost (\$) | 2019 | 2020 | 2021 | 2022 | 2023 |
| 83  | 352   | Centre Line Road                | 21/22 Sideroad Nottawasaga                    | Concession 10 Sunnidale                      | ASPHALT                  | Asphalt                  | 1000-1999          | 6                           | Rural Pulverize Gravel Single Lift Asphalt           | 6,200                    |                    | 6,200                             | 6,200                                      | -  |      |      |      |      |      |
| 84  | 554   | Centre Line Road                | Concession 10 Sunnidale                       | Sunnidale Street                             | ASPHALT                  | Asphalt                  | 1000-1999          | 6                           | Rural Pulverize Gravel Single Lift Asphalt           | 189,000                  |                    | 189,000                           | 189,000                                    | -  |      |      |      |      |      |
| 85  | 699   | Fairgrounds Road N              | 33/34 Sideroad Nottawasaga                    | 1010m North of 33/34 Sideroad Nottawasaga    | ASPHALT                  | Asphalt                  | 1000-1999          | 6                           | Rural Pulverize Gravel Single Lift Asphalt           | 137,200                  |                    | 137,200                           | 137,200                                    | -  |      |      |      |      |      |
| 86  | 445   | Gideon Street                   | Huron Street                                  | Perry Street                                 | ASPHALT                  | Asphalt                  | 1000-1999          | 6                           | Semi Urban Pulverize Gravel Single Lift Asphalt      | 30,100                   |                    | 30,100                            | 30,100                                     | -  |      |      |      |      |      |
| 87  | 33    | Hogback Road                    | Elgin Street                                  | County Road 9                                | ASPHALT                  | Asphalt                  | 1000-1999          | 6                           | Semi Urban Pulverize Gravel Single Lift Asphalt      | 24,600                   |                    | 24,600                            | 24,600                                     | -  |      |      |      |      |      |
| 88  | 227   | Hogback Road                    | Elgin Street                                  | Elgin Street                                 | ASPHALT                  | Asphalt                  | 1000-1999          | 6                           | Semi Urban Pulverize Gravel Single Lift Asphalt      | 2,800                    |                    | 2,800                             | 2,800                                      | -  |      |      |      |      |      |
| 89  | 228   | Hogback Road                    | 550m North of Concession 3 Sunnidale          | Elgin Street                                 | ASPHALT                  | Asphalt                  | 1000-1999          | 6                           | Semi Urban Pulverize Gravel Single Lift Asphalt      | 14,300                   |                    | 14,300                            | 14,300                                     | -  |      |      |      |      |      |
| 90  | 114   | John Street                     | Pine Street                                   | Oak Street                                   | ASPHALT                  | Asphalt                  | 1000-1999          | 6                           | Semi Urban Pulverize Gravel Single Lift Asphalt      | 23,300                   |                    | 23,300                            | 23,300                                     | -  |      |      |      |      |      |
| 91  | 323   | John Street                     | Huron Street                                  | Perry Street                                 | ASPHALT                  | Asphalt                  | 1000-1999          | 6                           | Semi Urban Pulverize Gravel Single Lift Asphalt      | 29,700                   |                    | 29,700                            | 29,700                                     | -  |      |      |      |      |      |
| 92  | 329   | John Street                     | Oak Street                                    | Perry Street                                 | ASPHALT                  | Asphalt                  | 1000-1999          | 6                           | Semi Urban Pulverize Gravel Single Lift Asphalt      | 23,700                   |                    | 23,700                            | 23,700                                     | -  |      |      |      |      |      |
| 93  | 392   | Superior Street                 | Thomas Street                                 | Nixon Street                                 | ASPHALT                  | Asphalt                  | 1000-1999          | 6                           | Semi Urban Spot Improvement Single Lift Asphalt      | 20,200                   |                    | 20,200                            | 20,200                                     | -  |      |      |      |      |      |
| 94  | 443   | Superior Street                 | Ontario Street                                | Cherry Street                                | ASPHALT                  | Asphalt                  | 1000-1999          | 6                           | Semi Urban Spot Improvement Single Lift Asphalt      | 25,600                   |                    | 25,600                            | 25,600                                     | -  |      |      |      |      |      |
| 95  | 471   | Superior Street                 | Warrington Road                               | Ontario Street                               | ASPHALT                  | Asphalt                  | 1000-1999          | 6                           | Semi Urban Pulverize Gravel Single Lift Asphalt      | 5,800                    |                    | 5,800                             | 5,800                                      | -  |      |      |      |      |      |
| 96  | 503   | Superior Street                 | Cherry Street                                 | Thomas Street                                | ASPHALT                  | Asphalt                  | 1000-1999          | 6                           | Semi Urban Spot Improvement Single Lift Asphalt      | 19,800                   |                    | 19,800                            | 19,800                                     | -  |      |      |      |      |      |
| 97  | 519   | Superior Street                 | Huron Street                                  | Perry Street                                 | ASPHALT                  | Asphalt                  | 1000-1999          | 6                           | Semi Urban Pulverize Gravel Single Lift Asphalt      | 32,100                   |                    | 32,100                            | 32,100                                     | -  |      |      |      |      |      |
| 98  | 549   | Superior Street                 | Perry Street                                  | Oak Street                                   | ASPHALT                  | Asphalt                  | 1000-1999          | 6                           | Semi Urban Spot Improvement Single Lift Asphalt      | 20,200                   |                    | 20,200                            | 20,200                                     | -  |      |      |      |      |      |
| 99  | 562   | 33/34 Sideroad Nottawasaga      | Concession 10 North Nottawasaga               | County Road 124                              | SURFACE TREATMENT        | Asphalt                  | 500-999            | 6                           | Rural Pulverize Gravel Single Lift Asphalt           | 340,700                  |                    | 340,700                           | 340,700                                    | -  |      |      |      |      |      |
| 100 | 276   | 36/37 Sideroad Nottawasaga      | 375m West of Concession 10 North Nottawasaga  | Concession 10 North Nottawasaga              | ASPHALT                  | Asphalt                  | 500-999            | 6                           | Rural Pulverize Gravel Single Lift Asphalt           | 48,800                   |                    | 48,800                            | 48,800                                     | -  |      |      |      |      |      |
| 101 | 817   | 36/37 Sideroad Nottawasaga      | Concession 11 North Nottawasaga               | 375m West of Concession 10 North Nottawasaga | ASPHALT                  | Asphalt                  | 500-999            | 6                           | Rural Pulverize Gravel Single Lift Asphalt           | 129,400                  |                    | 129,400                           | 129,400                                    | -  |      |      |      |      |      |
| 102 | 921   | 36/37 Sideroad Nottawasaga      | Collingwood-Clearview Townline                | Concession 11 North Nottawasaga              | ASPHALT                  | Asphalt                  | 500-999            | 6                           | Rural Pulverize Gravel Single Lift Asphalt           | 120,900                  |                    | 120,900                           | 120,900                                    | -  |      |      |      |      |      |
| 103 | 76    | Charles Street                  | Pine Street                                   | Cedar Street                                 | ASPHALT                  | Asphalt                  | 500-999            | 6                           | Semi Urban Pulverize Gravel Single Lift Asphalt      | 24,100                   |                    | 24,100                            | 24,100                                     | -  |      |      |      |      |      |
| 104 | 205   | Charles Street                  | Cedar Street                                  | Christopher Street                           | ASPHALT                  | Asphalt                  | 500-999            | 6                           | Semi Urban Pulverize Gravel Single Lift Asphalt      | 15,000                   |                    | 15,000                            | 15,000                                     | -  |      |      |      |      |      |
| 105 | 280   | Charles Street                  | Oak Street                                    | Pine Street                                  | ASPHALT                  | Asphalt                  | 500-999            | 6                           | Semi Urban Pulverize Gravel Single Lift Asphalt      | 23,300                   |                    | 23,300                            | 23,300                                     | -  |      |      |      |      |      |
| 106 | 173   | Christopher Street              | Jane Street                                   | Lawrence Street                              | ASPHALT                  | Asphalt                  | 500-999            | 6                           | Semi Urban Pulverize Gravel Single Lift Asphalt      | 7,300                    |                    | 7,300                             | 7,300                                      | -  |      |      |      |      |      |
| 107 | 866   | Collingwood-Clearview Townline  | Orchard Lane                                  | 131m North of 36/37 Sideroad Nottawasaga     | GRAVEL                   | Gravel                   | 500-999            | 6                           | Rural Reconstruction Single Lift Asphalt             | 576,600                  |                    | 576,600                           | 576,600                                    | -  |      |      |      |      |      |
| 108 | 907   | Collingwood-Clearview Townline  | 36/37 Sideroad Nottawasaga                    | 131m North of 36/37 Sideroad Nottawasaga     | ASPHALT                  | Asphalt                  | 500-999            | 6                           | Rural Pulverize Gravel Single Lift Asphalt           | 17,000                   |                    | 17,000                            | 17,000                                     | -  |      |      |      |      |      |
| 109 | 434   | Concession 10 North Nottawasaga | 33/34 Sideroad Nottawasaga                    | 30/31 Sideroad Nottawasaga                   | ASPHALT                  | Asphalt                  | 500-999            | 6                           | Rural Pulverize Gravel Single Lift Asphalt           | 238,900                  |                    | 238,900                           | 238,900                                    | -  |      |      |      |      |      |
| 110 | 670   | Concession 6 South Nottawasaga  | Riverside Drive                               | 15/16 Sideroad Nottawasaga                   | ASPHALT                  | Asphalt                  | 500-999            | 6                           | Rural Pulverize Gravel Single Lift Asphalt           | 145,500                  |                    | 145,500                           | 145,500                                    | -  |      |      |      |      |      |
| 111 | 415   | Concession 9 Sunnidale          | County Road 10                                | 9/10 Sideroad Sunnidale                      | ASPHALT                  | Asphalt                  | 500-999            | 6                           | Rural Pulverize Gravel Single Lift Asphalt           | 157,200                  |                    | 157,200                           | 157,200                                    | -  |      |      |      |      |      |
| 112 | 545   | Concession 9 Sunnidale          | Centre Line Road                              | 3/4 Sideroad Sunnidale                       | ASPHALT                  | Asphalt                  | 500-999            | 6                           | Rural Pulverize Gravel Single Lift Asphalt           | 239,500                  |                    | 239,500                           | 239,500                                    | -  |      |      |      |      |      |
| 113 | 274   | Hogback Road                    | 3/4 Sideroad Sunnidale                        | 1045m Sw of 3/4 Sideroad Sunnidale           | ASPHALT                  | Asphalt                  | 500-999            | 6                           | Rural Pulverize Gravel Single Lift Asphalt           | 114,500                  |                    | 114,500                           | 114,500                                    | -  |      |      |      |      |      |
| 114 | 669   | Station Street                  | Concession 8 South Nottawasaga                | 1120m East of Concession 8 South Nottawasaga | ASPHALT                  | Asphalt                  | 500-999            | 6                           | Rural Pulverize Gravel Single Lift Asphalt           | 150,700                  |                    | 150,700                           | 150,700                                    | -  |      |      |      |      |      |
| 115 | 367   | Concession 9 Sunnidale          | 3/4 Sideroad Sunnidale                        | 6/7 Sideroad Sunnidale                       | ASPHALT                  | Asphalt                  | 500-999            | 6                           | Rural Pulverize Gravel Single Lift Asphalt           | 240,000                  |                    | 240,000                           | 240,000                                    | -  |      |      |      |      |      |
| 116 | 404   | Concession 9 Sunnidale          | Concession 9 Sunnidale                        | 9/10 Sideroad Sunnidale                      | ASPHALT                  | Asphalt                  | 500-999            | 6                           | Rural Pulverize Gravel Single Lift Asphalt           | 235,600                  |                    | 235,600                           | 235,600                                    | -  |      |      |      |      |      |
| 117 | 948   | 36/37 Sideroad Nottawasaga      | 2300m Concession 10 North Nottawasaga         | County Road 124                              | ASPHALT                  | Asphalt                  | 500-999            | 6                           | Semi Urban Pulverize Gravel Single Lift Asphalt      | 69,900                   |                    | 69,900                            | 69,900                                     | -  |      |      |      |      |      |
| 118 | 579   | 6/7 Sideroad Nottawasaga        | 2050m East of Concession 10 South Nottawasaga | County Road 9                                | ASPHALT                  | Asphalt                  | 200-499            | 6                           | Rural Pulverize Gravel Single Lift Asphalt           | 57,700                   |                    | 57,700                            | 57,700                                     | -  |      |      |      |      |      |
| 119 | 318   | 6/7 Sideroad Sunnidale          | Fawn Crescent                                 | Fawn Crescent                                | ASPHALT                  | Asphalt                  | 200-499            | 6                           | Rural Pulverize Gravel Single Lift Asphalt           | 45,100                   |                    | 45,100                            | 45,100                                     | -  |      |      |      |      |      |
| 120 | 31    | Christopher Street              | Huron Street                                  | Eliza Street                                 | ASPHALT                  | Asphalt                  | 200-499            | 6                           | Semi Urban Pulverize Gravel Single Lift Asphalt      | 34,600                   |                    | 34,600                            | 34,600                                     | -  |      |      |      |      |      |
| 121 | 484   | Christopher Street              | Perry Street                                  | Eliza Street                                 | ASPHALT                  | Asphalt                  | 200-499            | 6                           | Semi Urban Pulverize Gravel Single Lift Asphalt      | 7,000                    |                    | 7,000                             | 7,000                                      | -  |      |      |      |      |      |
| 122 | 12    | Concession 2 Sunnidale          | 3/4 Sideroad Sunnidale                        | 6/7 Sideroad Sunnidale                       | ASPHALT                  | Asphalt                  | 200-499            | 6                           | Rural Pulverize Gravel Single Lift Asphalt           | 240,500                  |                    | 240,500                           | 240,500                                    | -  |      |      |      |      |      |
| 123 | 50    | East Street                     | County Road 91                                | Montréal Street                              | ASPHALT                  | Asphalt                  | 200-499            | 6                           | Semi Urban Pulverize Gravel Single Lift Asphalt      | 22,600                   |                    | 22,600                            | 22,600                                     | -  |      |      |      |      |      |
| 124 | 523   | Huron Street                    | Jane Street                                   | Superior Street                              | ASPHALT                  | Asphalt                  | 200-499            | 6                           | Semi Urban Pulverize Gravel Single Lift Asphalt      | 22,700                   |                    | 22,700                            | 22,700                                     | -  |      |      |      |      |      |
| 125 | 395   | North Street                    | Eric Street                                   | East Street                                  | ASPHALT                  | Asphalt                  | 200-499            | 6                           | Urban Overlay Mill Single Lift Asphalt               | 23,200                   |                    | 23,200                            | 23,200                                     | -  |      |      |      |      |      |
| 126 | 30    | Pine Street                     | John Street                                   | Charles Street                               | ASPHALT                  | Asphalt                  | 200-499            | 6                           | Semi Urban Pulverize Gravel Single Lift Asphalt      | 22,900                   |                    | 22,900                            | 22,900                                     | -  |      |      |      |      |      |
| 127 | 381   | Pine Street                     | William Street                                | Beech Street                                 | ASPHALT                  | Asphalt                  | 200-499            | 6                           | Semi Urban Pulverize Gravel Single Lift Asphalt      | 22,700                   |                    | 22,700                            | 22,700                                     | -  |      |      |      |      |      |
| 128 | 53    | Regina Street                   | East Street                                   | Valleyfield Crescent                         | ASPHALT                  | Asphalt                  | 200-499            | 6                           | Urban Overlay Mill Single Lift Asphalt               | 21,600                   |                    | 21,600                            | 21,600                                     | -  |      |      |      |      |      |
| 129 | 524   | Spruce Street                   | Valleyfield Crescent                          | East Street                                  | ASPHALT                  | Asphalt                  | 200-499            | 6                           | Semi Urban Pulverize Gravel Single Lift Asphalt      | 15,800                   |                    | 15,800                            | 15,800                                     | -  |      |      |      |      |      |
| 130 | 463   | Valleyfield Crescent            | Regina Street                                 | Spruce Street                                | ASPHALT                  | Asphalt                  | 200-499            | 6                           | Urban Spot Improvement Single Lift Asphalt           | -                        |                    | -                                 | -  | -  |      |      |      |      |      |
| 131 | 390   | Weir Street                     | Scott Street                                  | Louisa Street                                | ASPHALT                  | Asphalt                  | 200-499            | 6                           | Urban Reconstruction Storm Sewer Double Lift Asphalt | 425,000                  |                    | 425,000                           | 425,000                                    | -  |      |      |      |      |      |
| 132 | 937   | Concession 7 Sunnidale          | 1170m East of 3/4 Sideroad Sunnidale          | 6/7 Sideroad Sunnidale                       | ASPHALT                  | Asphalt                  | 200-499            | 6                           | Rural Pulverize Gravel Single Lift Asphalt           | 87,100                   |                    | 87,100                            | 87,100                                     | -  |      |      |      |      |      |
| 133 | 363   | Mowat Street N                  | Weir Street                                   | 560m North of Weir Street                    | GRAVEL                   | Gravel                   | 200-499            | 6                           | Urban Reconstruction Storm Sewer Double Lift Asphalt | 929,600                  | 300,000            | 1,229,600                         | 123,000                                    | 1,106,600                                      |      |      |      |      |      |
| 134 | 552   | Mowat Street N                  | Highway 26                                    | Weir Street                                  | ASPHALT                  | Asphalt                  | 200-499            | 6                           | Urban Reconstruction Storm Sewer Double Lift Asphalt | 106,200                  | 45,000             | 151,200                           | 15,100                                     | 136,100  |      |      |      |      |      |
| 135 | 591   | Concession 8 South Nottawasaga  | 524m South of 9/10 Sideroad Nottawasaga       | County Road 9                                | ASPHALT                  | Asphalt                  | 200-499            | 6                           | Rural Pulverize Gravel Single Lift Asphalt           | 161,600                  | 10,000             | 171,600                           | 171,600                                    | -  |      |      |      |      |      |
| 136 | 166   | Centre Street                   | Atkinson Street                               | 175m East of Atkinson Street                 | ASPHALT                  | Asphalt Base             | 200-499            | 6                           | Urban Overlay Mill Single Lift Asphalt               | 35,000                   |                    | 35,000                            | 3,500                                      | 31,500   |      |      |      |      |      |
| 137 | 411   | 30/31 Sideroad Nottawasaga      | Collingwood-Clearview Townline                | Concession 10 North Nottawasaga Townline     | GRAVEL                   | Gravel                   | 50-199             | 6                           | Rural Pulverize Gravel Single Lift Asphalt           | 358,500                  | 50,000             | 408,500                           | 408,500                                    | -  |      |      |      |      |      |
| 138 | 130   | 9/10 Sideroad Sunnidale         | Concession 5 Sunnidale                        | Creemore Avenue                              | ASPHALT                  | Asphalt                  | 50-199             | 6                           | Rural Pulverize Gravel Single Lift Asphalt           | 235,200                  |                    | 235,200                           | 235,200                                    | -  |      |      |      |      |      |
| 139 | 224   | 9/10 Sideroad Sunnidale         | Concession 7 Sunnidale                        | Creemore Avenue                              | ASPHALT                  | Asphalt                  | 50-199             | 6                           | Rural Pulverize Gravel Single Lift Asphalt           | 120,800                  |                    | 120,800                           | 120,800                                    | -  |      |      |      |      |      |
| 140 | 422   | Birchwood Boulevard             | Wyant Road                                    | Murray Crescent                              | SURFACE TREATMENT        | Asphalt                  | 50-199             | 6                           | Urban Reconstruction Storm Sewer Double Lift Asphalt | 418,300                  |                    | 418,300                           | 418,300                                    | -  |      |      |      |      |      |
| 141 | 529   | Birchwood Boulevard             | Locke Avenue                                  | Locke Avenue                                 | SURFACE TREATMENT        | Asphalt                  | 50-199             | 6                           | Urban Reconstruction Storm Sewer Double Lift Asphalt | 184,300                  |                    | 184,300                           | 184,300                                    | -  |      |      |      |      |      |
| 142 | 343   | Clarendon Street                | Palmerston Street                             | Windham Street                               | ASPHALT                  | Asphalt                  | 50-199             | 6                           | Semi Urban Pulverize Gravel Single Lift Asphalt      | 22,700                   |                    | 22,700                            | 22,700                                     | -  |      |      |      |      |      |
| 143 | 344   | Clarendon Street                | County Road 9                                 | Palmerston Street                            | ASPHALT                  | Asphalt                  | 50-199             | 6                           | Semi Urban Pulverize Gravel Single Lift Asphalt      | 22,700                   |                    | 22,700                            | 22,700                                     | -  |      |      |      |      |      |
| 144 | 544   | Concession 3 Sunnidale          | Cutter Circle                                 | Surrey Lane                                  | ASPHALT                  | Asphalt                  | 50-199             | 6                           | Semi Urban Pulverize Gravel Single Lift Asphalt      | 48,900                   |                    | 48,900                            | 48,900                                     | -  |      |      |      |      |      |
| 145 | 935   | Concession 3 Sunnidale          | Surrey Lane                                   | 53m East of Surrey Lane                      | ASPHALT                  | Asphalt                  | 50-199             | 6                           | Semi Urban Pulverize Gravel Single Lift Asphalt      | 10,000                   |                    | 10,000                            | 10,000                                     | -  |      |      |      |      |      |
| 146 | 934   | Creemore Avenue                 | Switzer Street                                | 328m North East of Switzer Street            | ASPHALT                  | Asphalt                  | 50-199             | 6                           | Rural Pulverize Gravel Single Lift Asphalt           | 42,600                   |                    | 42,600                            | 42,600                                     | -  |      |      |      |      |      |
| 147 | 196   | Datas Drive                     | McCrea Drive                                  | McCrea Drive                                 | ASPHALT                  | Asphalt                  | 50-199             | 6                           | Semi Urban Pulverize Gravel Single Lift Asphalt      | 36,300                   |                    | 36,300                            | 36,300                                     | -  |      |      |      |      |      |
| 148 | 407   | Datas Drive                     | SiMcOe Street                                 | McCrea Drive                                 | ASPHALT                  | Asphalt                  | 50-199             | 6                           | Semi Urban Pulverize Gravel Single Lift Asphalt      | 21,600                   |                    | 21,600                            | 21,600                                     | -  |      |      |      |      |      |
| 149 | 460   | Debbie Street                   | Eric Street                                   | Stayner Street                               | ASPHALT                  | Asphalt                  | 50-199             | 6                           | Urban Overlay Mill Single Lift Asphalt               | 16,200                   |                    | 16,200                            | 16,200                                     | -  |      |      |      |      |      |
| 150 | 384   | Edgewood Crescent               | County Road 9                                 | Parkway Drive                                | ASPHALT                  | Asphalt                  | 50-199             | 6                           | Semi Urban Pulverize Gravel Single Lift Asphalt      | 77,600                   |                    | 77,600                            | 77,600                                     | -  |      |      |      |      |      |
| 151 | 424   | Elm Street                      | Brock Street                                  | North End                                    | ASPHALT                  | Asphalt                  | 50-199             | 6                           | Semi Urban Pulverize Gravel Single Lift Asphalt      | 63,500                   | 20,000             | 83,500                            | 83,500                                     | -  |      |      |      |      |      |
| 152 | 396   | Eric Street                     | North Street                                  | Debbie Street                                | ASPHALT                  | Asphalt                  | 50-199             | 6                           | Urban Overlay Mill Single Lift Asphalt               | 26,000                   |                    | 26,000                            | 26,000                                     | -  |      |      |      |      |      |
| 153 | 499   | Eric Street                     | Debbie Street                                 | East Street                                  | ASPHALT                  | Asphalt                  | 50-199             | 6                           | Urban Overlay Mill Single Lift Asphalt               | 35,000                   |                    | 35,000                            | 35,000                                     | -  |      |      |      |      |      |
| 154 | 580   | Ewing Road                      | Milltown Road                                 | 17/18 Sideroad Nottawasaga                   | ASPHALT                  | Asphalt                  | 50-199             | 6                           | Semi Urban Pulverize Gravel Single Lift Asphalt      | 147,000                  |                    | 147,000                           | 147,000                                    | -  |      |      |      |      |      |
| 155 | 620   | Francis Street W                | Wellington Street W                           | Collingwood Street                           | ASPHALT                  | Asphalt                  | 50-199             | 6                           | Semi Urban Pulverize Gravel Single Lift Asphalt      | 63,400                   |                    | 63,400                            | 63,400                                     | -  |      |      |      |      |      |
| 156 | 6     |                                 |   |  |                          |                          |                    |                             |  |                          |                    |                                   |  |  |      |      |      |      |      |

TOWNSHIP OF CLEARVIEW  
ROAD AND BRIDGE NEEDS STUDY 2019 - 2023  
FIVE YEAR CAPITAL PROGRAM

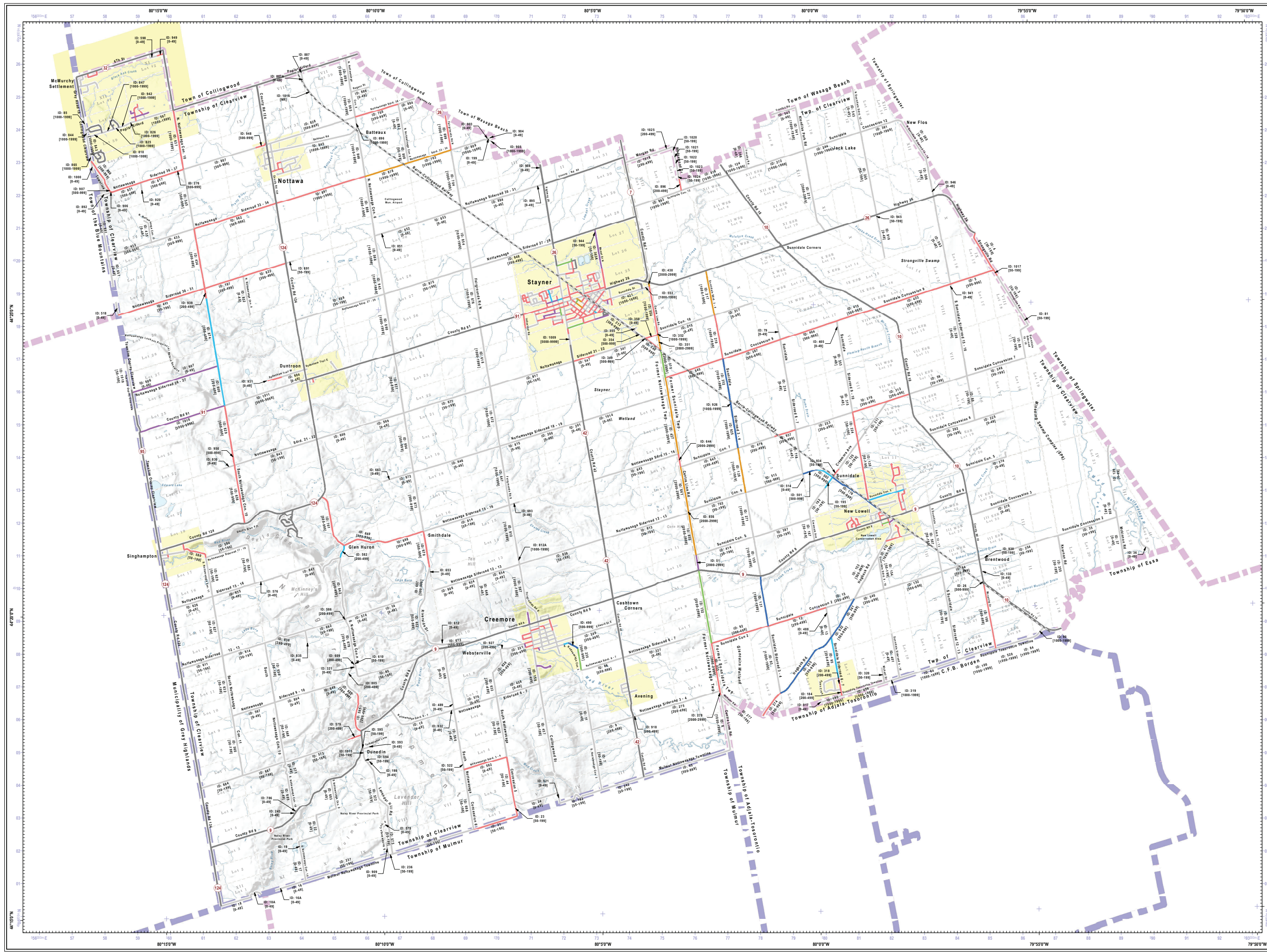
|     | C     | E                               | F  | G  | AC                       | AD                       | BL                 | BN                          | BQ   | BS                       | BT                 | BU                                | BV   | BW   | BX   | BY   | BZ   | CA   | CB   |
|-----|-------|---------------------------------|--|--|--------------------------|--------------------------|--------------------|-----------------------------|--|--------------------------|--------------------|-----------------------------------|--|--|------|------|------|------|------|
| 1   | GisID | Road Name                       | From                                     | To                                       | Surface Material<br>2012 | Surface Material<br>2018 | AADT Range<br>2018 | Condition<br>Rating<br>2018 | Proposed Improvement Description                     | Improvement<br>Cost (\$) | Other Cost<br>(\$) | Total<br>Improvement<br>Cost (\$) | Township Share<br>Improvement<br>Cost (\$) | Developer<br>Share<br>Improvement<br>Cost (\$) | 2019 | 2020 | 2021 | 2022 | 2023 |
| 163 | 385   | Parkway Drive                   | Edgewood Crescent                        | Tuxedo Court                             | ASPHALT                  | Asphalt                  | 50-199             | 6                           | Semi Urban Pulverize Gravel Single Lift Asphalt      | 21,600                   |                    | 21,600                            | 21,600                                     | -  |      |      |      |      |      |
| 164 | 538   | Parkway Drive                   | Greencrest Avenue                        | Tuxedo Court                             | ASPHALT                  | Asphalt                  | 50-199             | 6                           | Semi Urban Pulverize Gravel Single Lift Asphalt      | 19,400                   |                    | 19,400                            | 19,400                                     | -  |      |      |      |      |      |
| 165 | 47    | Simcoe Street                   | Louisa Street                            | Datas Drive                              | ASPHALT                  | Asphalt                  | 50-199             | 6                           | Semi Urban Pulverize Gravel Single Lift Asphalt      | 32,700                   |                    | 32,700                            | 32,700                                     | -  |      |      |      |      |      |
| 166 | 410   | Simcoe Street                   | Datas Drive                              | Dominion Drive                           | ASPHALT                  | Asphalt                  | 50-199             | 6                           | Semi Urban Pulverize Gravel Single Lift Asphalt      | 15,600                   |                    | 15,600                            | 15,600                                     | -  |      |      |      |      |      |
| 167 | 4     | Strongville Road                | Concession 9 Sunnidale                   | Highway 26                               | GRAVEL                   | Asphalt                  | 50-199             | 6                           | Rural Pulverize Gravel Single Lift Asphalt           | 169,700                  |                    | 169,700                           | 169,700                                    | -  |      |      |      |      |      |
| 168 | 453   | Sutherland Street N             | Montreal Street                          | North End                                | ASPHALT                  | Asphalt                  | 50-199             | 6                           | Semi Urban Pulverize Gravel Single Lift Asphalt      | 26,700                   |                    | 26,700                            | 26,700                                     | -  |      |      |      |      |      |
| 169 | 167   | Templeton Drive                 | Concession 5 Sunnidale                   | Lamers Crescent                          | ASPHALT                  | Asphalt                  | 50-199             | 6                           | Semi Urban Pulverize Gravel Single Lift Asphalt      | 67,500                   |                    | 67,500                            | 67,500                                     | -  |      |      |      |      |      |
| 170 | 596   | Woodview Drive                  | Parkland Drive                           | Northwood Drive                          | ASPHALT                  | Asphalt                  | 50-199             | 6                           | Semi Urban Pulverize Gravel Single Lift Asphalt      | 23,500                   |                    | 23,500                            | 23,500                                     | -  |      |      |      |      |      |
| 171 | 698   | Woodview Drive                  | Poplar Sideroad                          | Parkland Drive                           | ASPHALT                  | Asphalt                  | 50-199             | 6                           | Semi Urban Pulverize Gravel Single Lift Asphalt      | 24,100                   |                    | 24,100                            | 24,100                                     | -  |      |      |      |      |      |
| 172 | 880   | Woodview Drive                  | Northwood Drive                          | Homestead Drive                          | ASPHALT                  | Asphalt                  | 50-199             | 6                           | Semi Urban Pulverize Gravel Single Lift Asphalt      | 48,900                   |                    | 48,900                            | 48,900                                     | -  |      |      |      |      |      |
| 173 | 505   | Centre Street                   | 55m West of Atkinson Street              | Atkinson Street                          | ASPHALT                  | Asphalt Base             | 50-199             | 6                           | Urban Overlay Mill Single Lift Asphalt               | 11,000                   |                    | 11,000                            | 1,100                                      | 9,900  |      |      |      |      |      |
| 174 | 863A  | Centre Street                   | Coates Drive                             | 55m West of Atkinson Street              | ASPHALT                  | Asphalt                  | 50-199             | 6                           | Urban Reconstruction Storm Sewer Double Lift Asphalt | 323,700                  |                    | 323,700                           | 32,400                                     | 291,300  |      |      |      |      |      |
| 175 | 863   | Centre Street                   | 40m West of Coates Drive                 | Coates Drive                             | ASPHALT                  | Asphalt                  | 50-199             | 6                           | Urban Reconstruction Storm Sewer Double Lift Asphalt | 66,400                   |                    | 66,400                            | 6,600                                      | 59,800   |      |      |      |      |      |
| 176 | 910   | Centre Street                   | Side Street                              | 40m West of Coates Drive                 | ASPHALT                  | Asphalt                  | 50-199             | 6                           | Urban Reconstruction Storm Sewer Double Lift Asphalt | 313,700                  |                    | 313,700                           | 31,400                                     | 282,300  |      |      |      |      |      |
| 177 | 350   | 21/22 Sideroad Nottawasaga      | Centre Line Road                         | Warrington Road                          | EARTH                    | Surface Treatment        | 0-49               | 6                           | Rural Pulverize Gravel Single Lift Asphalt           | 52,400                   |                    | 52,400                            | 52,400                                     | -  |      |      |      |      |      |
| 178 | 547   | 21/22 Sideroad Nottawasaga      | County Road 42                           | 677m East of County Road 42              | ASPHALT                  | Asphalt                  | 0-49               | 6                           | Rural Pulverize Gravel Single Lift Asphalt           | 88,000                   |                    | 88,000                            | 88,000                                     | -  |      |      |      |      |      |
| 179 | 592   | 3/4 Sideroad Nottawasaga        | Concession 5 South Nottawasaga           | Concession 6 South Nottawasaga           | GRAVEL                   | Gravel                   | 0-49               | 6                           | Rural Ditching Base Gravel                           | 75,100                   |                    | 75,100                            | 75,100                                     | -  |      |      |      |      |      |
| 180 | 603   | Church Street                   | Milltown Road                            | Gershom Street                           | ASPHALT                  | Asphalt                  | 0-49               | 6                           | Semi Urban Pulverize Gravel Single Lift Asphalt      | 17,100                   |                    | 17,100                            | 17,100                                     | -  |      |      |      |      |      |
| 181 | 61    | Clarendon Street                | Elgin Street                             | South End                                | ASPHALT                  | Asphalt                  | 0-49               | 6                           | Semi Urban Pulverize Gravel Single Lift Asphalt      | 10,900                   |                    | 10,900                            | 10,900                                     | -  |      |      |      |      |      |
| 182 | 883   | Homestead Drive                 | Woodview Drive                           | North End                                | ASPHALT                  | Asphalt                  | 0-49               | 6                           | Semi Urban Spot Improvement Single Lift Asphalt      | 15,200                   |                    | 15,200                            | 15,200                                     | -  |      |      |      |      |      |
| 183 | 122   | Margaret Street                 | Clarence Street                          | Lawrence Street                          | GRAVEL                   | Gravel                   | 0-49               | 6                           | Urban Reconstruction Storm Sewer Double Lift Asphalt | 584,300                  |                    | 584,300                           | 58,400                                     | 525,900  |      |      |      |      |      |
| 184 | 655   | Saint Clair Street              | County Road 91                           | South End                                | ASPHALT                  | Asphalt                  | 0-49               | 6                           | Semi Urban Pulverize Gravel Single Lift Asphalt      | 28,600                   |                    | 28,600                            | 28,600                                     | -  |      |      |      |      |      |
| 185 | 931   | Sydenham Trail W                | 724m West of County Road 124             | West End                                 | ASPHALT                  | Asphalt                  | 0-49               | 6                           | Rural Pulverize Gravel Single Lift Asphalt           | 59,400                   |                    | 59,400                            | 59,400                                     | -  |      |      |      |      |      |
| 186 | 48    | County Road 91                  | Stayner Street                           | Sutherland Street                        | ASPHALT                  | Asphalt                  | 8000-9999          | 7                           | Semi Urban Pulverize Gravel Single Lift Asphalt      | 34,000                   |                    | 34,000                            | 34,000                                     | -  |      |      |      |      |      |
| 187 | 110   | County Road 91                  | Willow Street                            | Water Street                             | ASPHALT                  | Asphalt                  | 8000-9999          | 7                           | Semi Urban Pulverize Gravel Single Lift Asphalt      | 48,300                   |                    | 48,300                            | 48,300                                     | -  |      |      |      |      |      |
| 188 | 116   | County Road 91                  | Water Street                             | East Street                              | ASPHALT                  | Asphalt                  | 8000-9999          | 7                           | Semi Urban Pulverize Gravel Single Lift Asphalt      | 7,700                    |                    | 7,700                             | 7,700                                      | -  |      |      |      |      |      |
| 189 | 191   | County Road 91                  | Sutherland Street                        | Highway 26                               | ASPHALT                  | Asphalt                  | 8000-9999          | 7                           | Semi Urban Pulverize Gravel Single Lift Asphalt      | 26,500                   |                    | 26,500                            | 26,500                                     | -  |      |      |      |      |      |
| 190 | 382   | County Road 91                  | East Street                              | Stayner Street                           | ASPHALT                  | Asphalt                  | 8000-9999          | 7                           | Semi Urban Pulverize Gravel Single Lift Asphalt      | 33,100                   |                    | 33,100                            | 33,100                                     | -  |      |      |      |      |      |
| 191 | 681   | County Road 91                  | Side Street                              | Willow Street                            | ASPHALT                  | Asphalt                  | 8000-9999          | 7                           | Semi Urban Pulverize Gravel Single Lift Asphalt      | 23,900                   |                    | 23,900                            | 23,900                                     | -  |      |      |      |      |      |
| 192 | 861   | County Road 91                  | Industrial Road                          | Side Street                              | ASPHALT                  | Asphalt                  | 8000-9999          | 7                           | Semi Urban Pulverize Gravel Single Lift Asphalt      | 64,900                   |                    | 64,900                            | 64,900                                     | -  |      |      |      |      |      |
| 193 | 233   | Centre Line Road                | Concession 2 Sunnidale                   | 3/4 Sideroad Nottawasaga                 | ASPHALT                  | Asphalt                  | 2000-2999          | 7                           | Rural Pulverize Gravel Single Lift Asphalt           | 191,600                  |                    | 191,600                           | 96,000                                     | 95,600   |      |      |      |      |      |
| 194 | 278   | Centre Line Road                | 3/4 Sideroad Nottawasaga                 | Webster Road                             | ASPHALT                  | Asphalt                  | 2000-2999          | 7                           | Rural Pulverize Gravel Single Lift Asphalt           | 18,900                   |                    | 18,900                            | 18,900                                     | -  |      |      |      |      |      |
| 195 | 644   | Centre Line Road                | Concession 7 Sunnidale                   | 15/16 Sideroad Nottawasaga               | ASPHALT                  | Asphalt                  | 2000-2999          | 7                           | Rural Pulverize Gravel Single Lift Asphalt           | 51,200                   |                    | 51,200                            | 51,200                                     | -  |      |      |      |      |      |
| 196 | 73    | Oak Street                      | Point Street                             | Highway 26                               | ASPHALT                  | Asphalt                  | 2000-2999          | 7                           | Semi Urban Pulverize Gravel Single Lift Asphalt      | 5,500                    |                    | 5,500                             | 5,500                                      | -  |      |      |      |      |      |
| 197 | 482   | Oak Street                      | William Street                           | Point Street                             | ASPHALT                  | Asphalt                  | 2000-2999          | 7                           | Semi Urban Pulverize Gravel Single Lift Asphalt      | 22,400                   |                    | 22,400                            | 22,400                                     | -  |      |      |      |      |      |
| 198 | 210   | 3/4 Sideroad Sunnidale          | Concession 9 Sunnidale                   | Concession 10 Sunnidale                  | ASPHALT                  | Asphalt                  | 1000-1999          | 7                           | Rural Pulverize Gravel Single Lift Asphalt           | 176,500                  |                    | 176,500                           | 176,500                                    | -  |      |      |      |      |      |
| 199 | 322   | Cherry Street                   | Sunnidale Street                         | Jane Street                              | ASPHALT                  | Asphalt                  | 1000-1999          | 7                           | Semi Urban Pulverize Gravel Single Lift Asphalt      | 9,000                    |                    | 9,000                             | 9,000                                      | -  |      |      |      |      |      |
| 200 | 637   | Concession 10 North Nottawasaga | 36/37 Sideroad Nottawasaga               | Poplar Sideroad                          | ASPHALT                  | Asphalt                  | 1000-1999          | 7                           | Rural Pulverize Gravel Single Lift Asphalt           | 239,500                  |                    | 239,500                           | 239,500                                    | -  |      |      |      |      |      |
| 201 | 516   | Point Street                    | Catherine Street                         | County Road 42                           | ASPHALT                  | Asphalt                  | 1000-1999          | 7                           | Semi Urban Pulverize Gravel Single Lift Asphalt      | 27,400                   |                    | 27,400                            | 27,400                                     | -  |      |      |      |      |      |
| 202 | 179   | Sunnidale Street                | Cherry Street                            | Mowat Street                             | ASPHALT                  | Asphalt                  | 1000-1999          | 7                           | Semi Urban Pulverize Gravel Single Lift Asphalt      | 20,900                   |                    | 20,900                            | 20,900                                     | -  |      |      |      |      |      |
| 203 | 248   | Sunnidale Street                | Mowat Street S                           | Phillips Street                          | ASPHALT                  | Asphalt                  | 1000-1999          | 7                           | Semi Urban Pulverize Gravel Single Lift Asphalt      | 22,600                   |                    | 22,600                            | 22,600                                     | -  |      |      |      |      |      |
| 204 | 188   | Superior Street                 | Huron Street                             | Warrington Road                          | ASPHALT                  | Asphalt                  | 1000-1999          | 7                           | Semi Urban Pulverize Gravel Single Lift Asphalt      | 10,900                   | 25,000             | 35,900                            | 35,900                                     | -  |      |      |      |      |      |
| 205 | 668   | 15/16 Sideroad Nottawasaga      | Concession 6 South Nottawasaga           | Station Street                           | ASPHALT                  | Asphalt                  | 500-999            | 7                           | Rural Pulverize Gravel Single Lift Asphalt           | 178,500                  |                    | 178,500                           | 178,500                                    | -  |      |      |      |      |      |
| 206 | 700   | 36/37 Sideroad Nottawasaga      | Concession 6 North Nottawasaga           | Concession 5 North Nottawasaga           | ASPHALT                  | Asphalt                  | 500-999            | 7                           | Rural Pulverize Gravel Single Lift Asphalt           | 178,200                  |                    | 178,200                           | 178,200                                    | -  |      |      |      |      |      |
| 207 | 207   | Christopher Street              | Pine Street                              | Clarence Street                          | ASPHALT                  | Asphalt                  | 500-999            | 7                           | Semi Urban Pulverize Gravel Single Lift Asphalt      | 26,300                   |                    | 26,300                            | 26,300                                     | -  |      |      |      |      |      |
| 208 | 218   | Christopher Street              | Pine Street                              | Oak Street                               | ASPHALT                  | Asphalt                  | 500-999            | 7                           | Semi Urban Pulverize Gravel Single Lift Asphalt      | 28,000                   |                    | 28,000                            | 28,000                                     | -  |      |      |      |      |      |
| 209 | 532   | Christopher Street              | Clarence Street                          | Charles Street                           | ASPHALT                  | Asphalt                  | 500-999            | 7                           | Semi Urban Pulverize Gravel Single Lift Asphalt      | 22,000                   |                    | 22,000                            | 22,000                                     | -  |      |      |      |      |      |
| 210 | 636   | Concession 10 South Nottawasaga | County Road 124                          | 21/22 Sideroad Nottawasaga               | ASPHALT                  | Asphalt                  | 500-999            | 7                           | Rural Pulverize Gravel Single Lift Asphalt           | 236,200                  |                    | 236,200                           | 236,200                                    | -  |      |      |      |      |      |
| 211 | 829   | Concession 10 South Nottawasaga | 496m North of 21/22 Sideroad Nottawasaga | County Road 91                           | ASPHALT                  | Asphalt                  | 500-999            | 7                           | Rural Pulverize Gravel Single Lift Asphalt           | 173,700                  |                    | 173,700                           | 173,700                                    | -  |      |      |      |      |      |
| 212 | 950   | Concession 10 South Nottawasaga | 21/22 Sideroad Nottawasaga               | 496m North of 21/22 Sideroad Nottawasaga | ASPHALT                  | Asphalt                  | 500-999            | 7                           | Rural Pulverize Gravel Single Lift Asphalt           | 64,500                   |                    | 64,500                            | 64,500                                     | -  |      |      |      |      |      |
| 213 | 701   | Concession 8 South Nottawasaga  | County Road 124                          | Station Street                           | ASPHALT                  | Asphalt                  | 500-999            | 7                           | Rural Pulverize Gravel Single Lift Asphalt           | 224,100                  |                    | 224,100                           | 224,100                                    | -  |      |      |      |      |      |
| 214 | 5     | Concession 9 Sunnidale          | Strongville Road                         | 15/16 Sideroad South Sunnidale           | ASPHALT                  | Asphalt                  | 500-999            | 7                           | Rural Pulverize Gravel Single Lift Asphalt           | 180,100                  |                    | 180,100                           | 180,100                                    | -  |      |      |      |      |      |
| 215 | 423   | Concession 9 Sunnidale          | County Road 10                           | 15/16 Sideroad South Sunnidale           | ASPHALT                  | Asphalt                  | 500-999            | 7                           | Rural Pulverize Gravel Single Lift Asphalt           | 316,400                  |                    | 316,400                           | 316,400                                    | -  |      |      |      |      |      |
| 216 | 29    | John Street                     | Pine Street                              | Cedar Street                             | ASPHALT                  | Asphalt                  | 500-999            | 7                           | Semi Urban Pulverize Gravel Single Lift Asphalt      | 23,700                   |                    | 23,700                            | 23,700                                     | -  |      |      |      |      |      |
| 217 | 170   | John Street                     | County Road 42                           | Cedar Street                             | ASPHALT                  | Asphalt                  | 500-999            | 7                           | Semi Urban Spot Improvement Single Lift Asphalt      | 65,800                   |                    | 65,800                            | 65,800                                     | -  |      |      |      |      |      |
| 218 | 481   | Locke Avenue                    | Jonathan Court                           | Birchwood Boulevard                      | ASPHALT                  | Asphalt                  | 500-999            | 7                           | Semi Urban Pulverize Gravel Single Lift Asphalt      | 47,600                   |                    | 47,600                            | 47,600                                     | -  |      |      |      |      |      |
| 219 | 186   | McCarthy Drive                  | Sunnidale - Tosorontio Townline          | Sunnidale - Tosorontio Townline          | ASPHALT                  | Asphalt                  | 500-999            | 7                           | Semi Urban Pulverize Gravel Single Lift Asphalt      |                          | 188,900            | 188,900                           | 188,900                                    | -  |      |      |      |      |      |
| 220 | 555   | North Street                    | Highway 26                               | Stayner Street                           | ASPHALT                  | Asphalt                  | 500-999            | 7                           | Urban Reconstruction Storm Sewer Double Lift Asphalt |                          | 332,000            | 332,000                           | 33,200                                     | 298,800  |      |      |      |      |      |
| 221 | 498   | Ontario Street                  | John Street                              | Highway 26                               | ASPHALT                  | Asphalt                  | 500-999            | 7                           | Semi Urban Spot Improvement Single Lift Asphalt      | 17,800                   |                    | 17,800                            | 17,800                                     | -  |      |      |      |      |      |
| 222 | 560   | Saunders Street                 | Scott Street                             | West End                                 | ASPHALT                  | Asphalt                  | 500-999            | 7                           | Semi Urban Pulverize Gravel Single Lift Asphalt      | 40,000                   |                    | 40,000                            | 40,000                                     | -  |      |      |      |      |      |
| 223 | 348   | Warrington Road                 | Centre Line Road                         | 21/22 Sideroad Nottawasaga               | SURFACE TREATMENT        | Asphalt                  | 500-999            | 7                           | Semi Urban Pulverize Gravel Single Lift Asphalt      | 107,500                  |                    | 107,500                           | 107,500                                    | -  |      |      |      |      |      |
| 224 | 197   | 30/31 Sideroad Nottawasaga      | Concession 10 North Nottawasaga          | Concession 9 North Nottawasaga           | ASPHALT                  | Asphalt                  | 200-499            | 7                           | Rural Pulverize Gravel Single Lift Asphalt           | 159,600                  | 24,000             | 183,600                           | 183,600                                    | -  |      |      |      |      |      |
| 225 | 822   | 30/31 Sideroad Nottawasaga      | County Road 124                          | Concession 9 North Nottawasaga           | ASPHALT                  | Asphalt                  | 200-499            | 7                           | Rural Pulverize Gravel Single Lift Asphalt           | 177,700                  | 26,000             | 203,700                           | 203,700                                    | -  |      |      |      |      |      |
| 226 | 184   | 6/7 Sideroad Sunnidale          | Fawn Crescent                            | Sunnidale - Tosorontio Townline          | ASPHALT                  | Asphalt                  | 200-499            | 7                           | Rural Pulverize Gravel Single Lift Asphalt           | 26,800                   |                    | 26,800                            | 26,800                                     | -  |      |      |      |      |      |
| 227 | 448   | Brock Street                    | Highway 26                               | Elm Street                               | ASPHALT                  | Asphalt                  | 200-499            | 7                           | Semi Urban Pulverize Gravel Single Lift Asphalt      | 44,7                     |                    |                                   |  |  |      |      |      |      |      |





---

**Appendix F**  
**Mapping for Five-Year Construction**  
**Program**



**Legend**

- Rail Line Operational
- 2019
- 2020
- 2021
- 2022
- 2023
- Beyond 5 years
- No Treatment Required
- Non-Municipal Road
- County, Regional Municipality, District Boundary
- Municipal Boundary
- Geographic Township Boundary
- Lot Boundary
- Detail Map Area

**Sources:**

1. Ministry of Natural Resources, © Queen's Printer for Ontario
2. Natural Resources Canada © Her Majesty the Queen in Right of Canada.
3. Town of Clearview
4. County of Simcoe

**Disclaimer:**

R.J. Burnside & Associates Limited and the above mentioned sources and agencies are not responsible for the accuracy of the spatial, temporal, or other aspects of the data represented on this map. It is recommended that users confirm the accuracy of the information represented.

This map is the product of a Geographic Information System (GIS). As such, the data represented on this map may be subject to updates and future changes.

**Scale:** 1:50,000

**North Arrow**

**Scale Bar**

0 1,000 2,000 3,000 4,000  
Metres

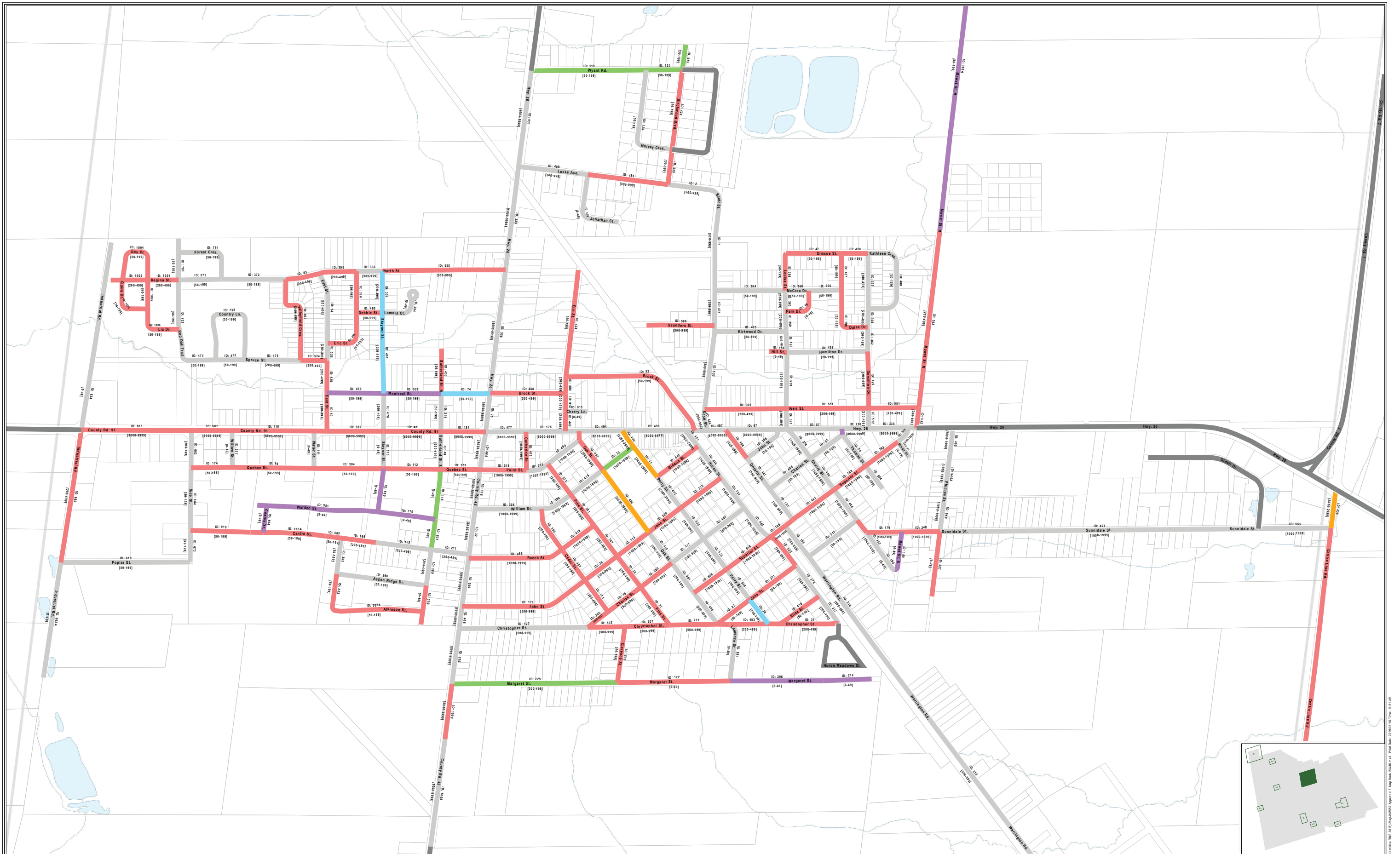
**BURNSIDE**

**TOWNSHIP OF CLEARVIEW  
ROADS NEEDS STUDY 2019-2023**

**FIVE-YEAR  
CONSTRUCTION PROGRAM**

|            |         |             |         |
|------------|---------|-------------|---------|
| Drawn      | Checked | Date        | Map No. |
| PS         | RR      | 2019/01/15  | F-1     |
| Scale      |         | Project No. |         |
| H 1:50,000 |         | 300042557   |         |

File Path: \\ELM\GIS\Map\Work\Area\NeedsStudy\Clearview\Map\Final\Map\Final\_Map\_201915.mxd / Print Date: 2019/01/15 Time: 11:31 AM

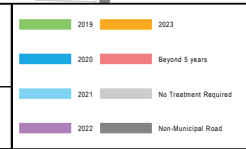
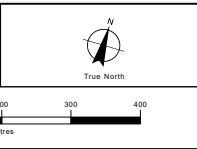


**Sources:**  
 1. Ministry of Natural Resources, © Queen's Printer for Ontario  
 2. Natural Resources Canada © Her Majesty the Queen in Right of Canada.

**Disclaimer:**  
 R.J. Burnside & Associates Limited and the above mentioned sources and agencies are not responsible for the accuracy of the spatial, temporal, or other aspects of the data represented on this map. It is recommended that users confirm the accuracy of the information represented.

This map is the product of a Geographic Information System (GIS). As such, the data represented on this map may be subject to updates and future reproductions may not be identical.

Datum: North American 1983  
 Coord. System: NAD 1983 UTM Zone 17N  
 Projection: Transverse Mercator  
 Central Meridian: 81°00'00"W  
 False Easting: 500,000m False Northing: 0m  
 Page Orientation: 342.9° Scale Factor: 0.99960



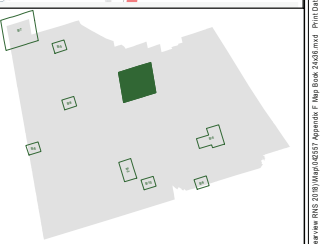
**BURNSIDE**

Client/Project  
**TOWNSHIP OF CLEARVIEW  
 ROADS NEEDS STUDY 2019-2023**

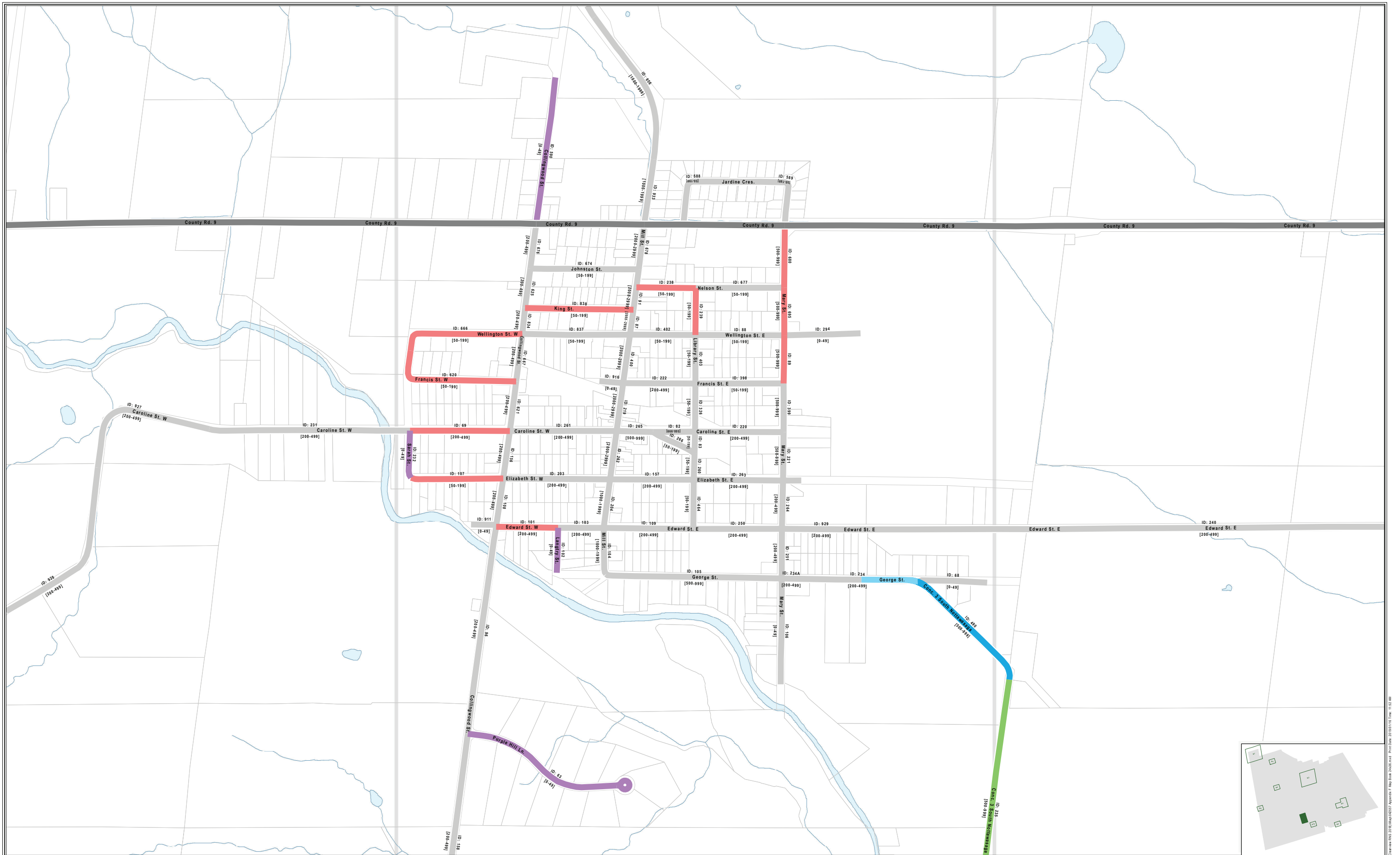
**STAYNER  
 FIVE-YEAR  
 CONSTRUCTION PROGRAM**

Map Title

|                    |               |                          |                |
|--------------------|---------------|--------------------------|----------------|
| Drawn<br>PS        | Checked<br>RK | Date<br>2019/01/15       | Map No.<br>F-2 |
| Scale<br>H 1:5,000 |               | Project No.<br>300042557 |                |



File Path: \\ELSD01\share\Work\A\m190257\Clearview\RN2-20\Map\GIS\2019\Approach\_F\MapBook\_24257.mxd Print Date: 2019/01/15 Time: 11:57 AM



**Sources:**  
 1. Ministry of Natural Resources, © Queen's Printer for Ontario  
 2. Natural Resources Canada © Her Majesty the Queen in Right of Canada.

**Disclaimer:**  
 R.J. Burnside & Associates Limited and the above mentioned sources and agencies are not responsible for the accuracy of the spatial, temporal, or other aspects of the data represented on this map. It is recommended that users confirm the accuracy of the information represented.  
 This map is the product of a Geographic Information System (GIS). As such, the data represented on this map may be subject to updates and future reproductions may not be identical.

|                                      |                       |
|--------------------------------------|-----------------------|
| Datum: North American 1983           |                       |
| Coord. System: NAD 1983 UTM Zone 17N |                       |
| Projection: Transverse Mercator      |                       |
| Central Meridian: 81°0'0" W          |                       |
| False Easting: 500,000m              | False Northing: 0m    |
| Page Orientation: 342.8°             | Scale Factor: 0.99960 |

|  |  |
|--|--|
| <span style="color: green;">■</span> 2019  | <span style="color: orange;">■</span> 2023                 |
| <span style="color: blue;">■</span> 2020   | <span style="color: red;">■</span> Beyond 5 years          |
| <span style="color: cyan;">■</span> 2021   | <span style="color: grey;">■</span> No Treatment Required  |
| <span style="color: purple;">■</span> 2022 | <span style="color: darkgrey;">■</span> Non-Municipal Road |

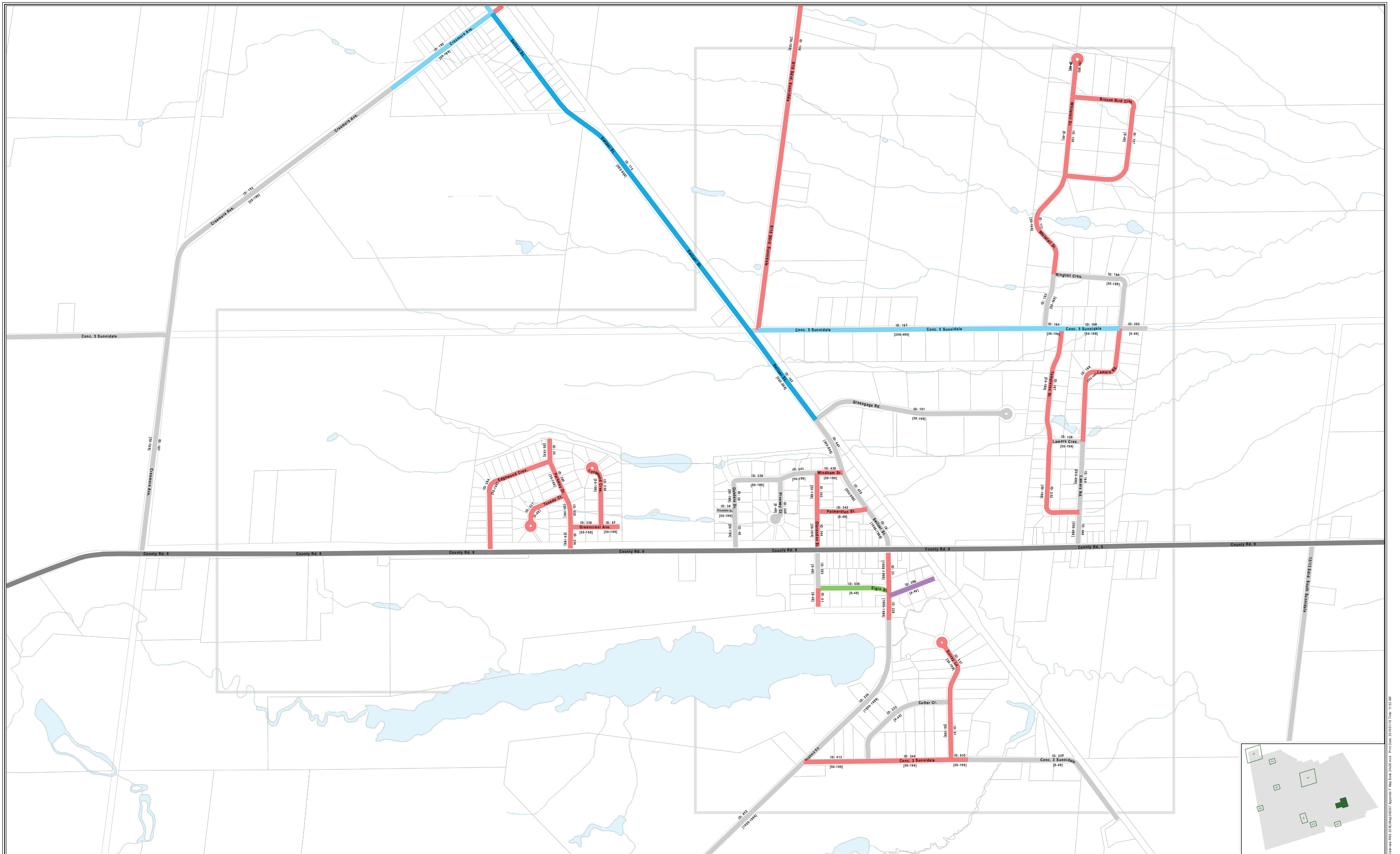


**BURNSIDE**

|  |               |                          |                       |
|--|---------------|--------------------------|-----------------------|
| <b>TOWNSHIP OF CLEARVIEW<br/>ROADS NEEDS STUDY 2019-2023</b> |               |                          |                       |
| Client/Project<br>PS   | Checked<br>RK | Date<br>2019/01/15       | Map No.<br><b>F-3</b> |
| Scale<br>1:4,000   |               | Project No.<br>300042557 |                       |

File Path: \\ELI\GIS\Map\Work Area\GIS\2019\Map\2019\_01\_15\_11\_52 AM Print Date: 2019/01/15 Time: 11:52 AM





**Sources:**  
 1. Ministry of Natural Resources, © Queen's Printer for Ontario  
 2. Natural Resources Canada © Her Majesty the Queen in Right of Canada.

**Disclaimer:**  
 R.J. Burnside & Associates Limited and the above mentioned sources and agencies are not responsible for the accuracy of the spatial, temporal, or other aspects of the data represented on this map. It is recommended that users confirm the accuracy of the information represented.

This map is the product of a Geographic Information System (GIS). As such, the data represented on this map may be subject to updates and future reproductions may not be identical.

|                                      |                       |
|--------------------------------------|-----------------------|
| Datum: North American 1983           |                       |
| Coord. System: NAD 1983 UTM Zone 17N |                       |
| Projection: Transverse Mercator      |                       |
| Central Meridian: 81°0'0" W          |                       |
| False Easting: 500,000m              | False Northing: 0m    |
| Page Orientation: 342.9°             | Scale Factor: 0.99960 |

True North

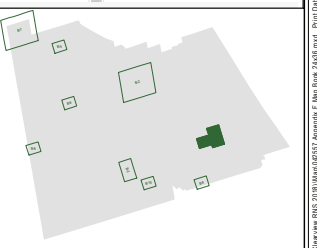
0 100 200 300 400  
Metres

|  |   |
|--|---|
| <span style="color: green;">■</span> 2019  | <span style="color: orange;">■</span> 2023                |
| <span style="color: blue;">■</span> 2020   | <span style="color: red;">■</span> Beyond 5 years         |
| <span style="color: cyan;">■</span> 2021   | <span style="color: grey;">■</span> No Treatment Required |
| <span style="color: purple;">■</span> 2022 | <span style="color: black;">■</span> Non-Municipal Road   |

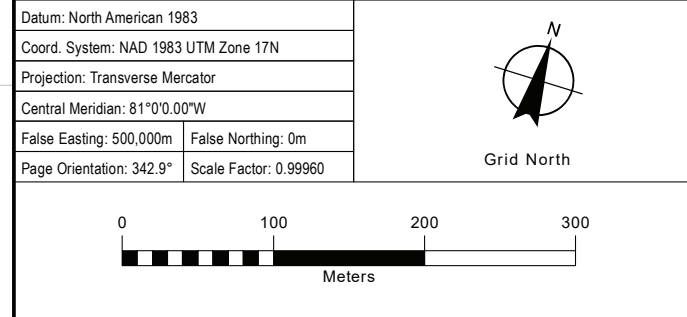
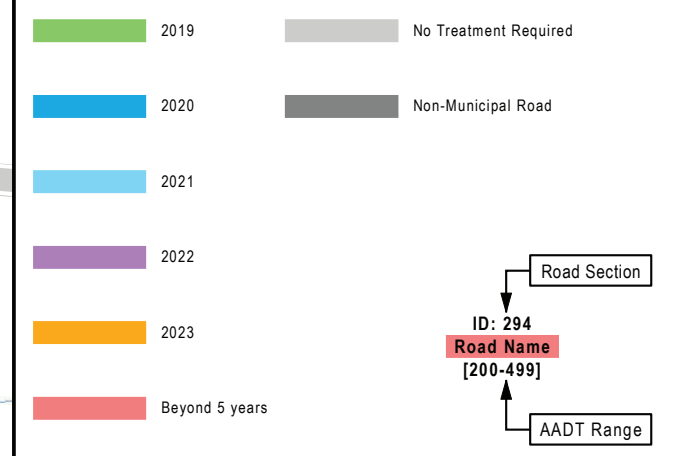
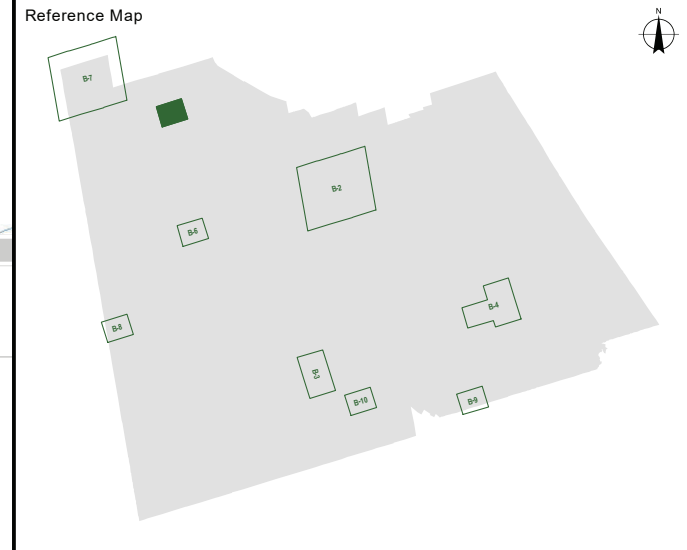
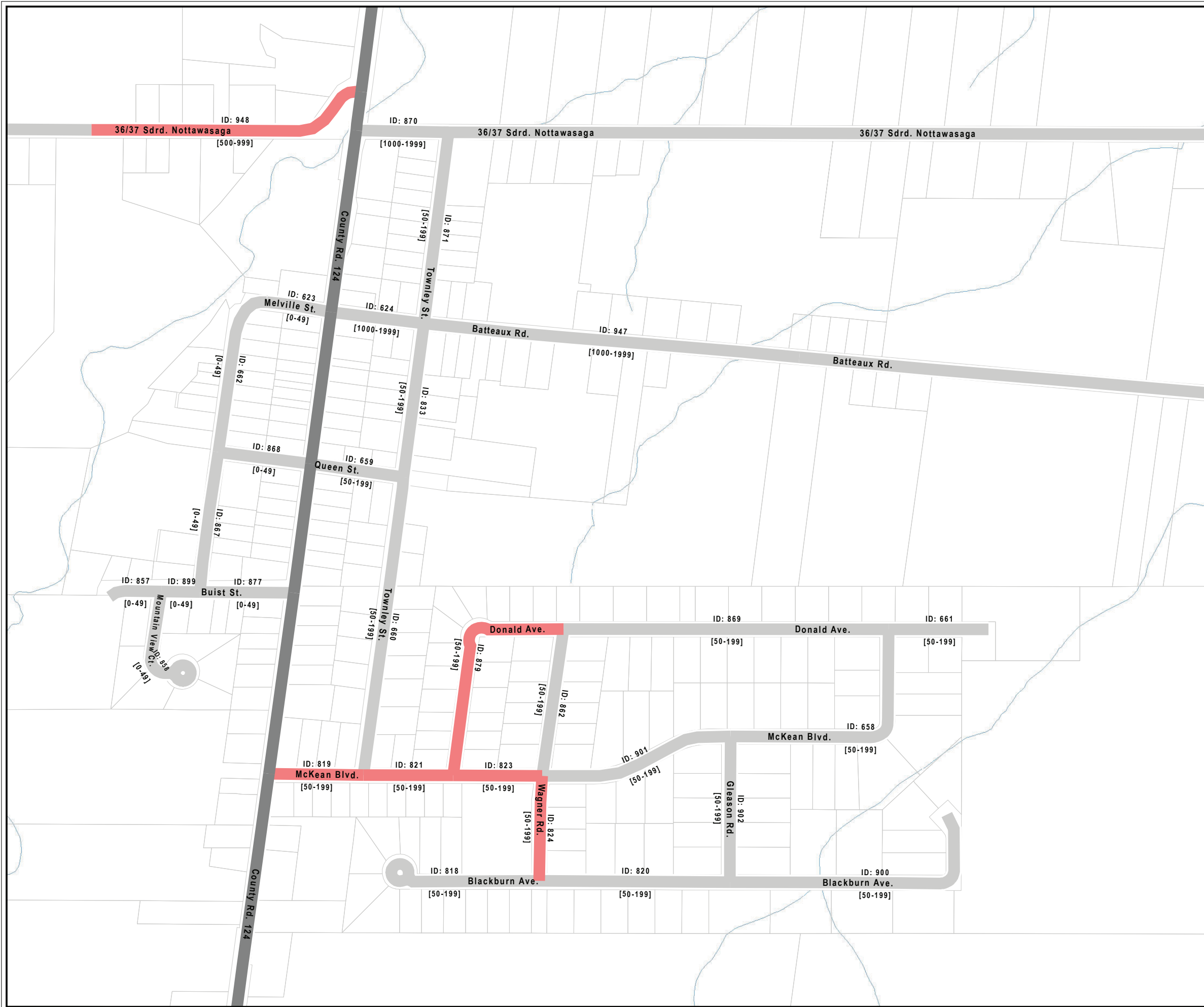
**BURNSIDE**

Client/Project  
**TOWNSHIP OF CLEARVIEW  
 ROADS NEEDS STUDY 2019-2023**

|                    |               |                          |                       |
|--------------------|---------------|--------------------------|-----------------------|
| Drawn<br>PS        | Checked<br>RK | Date<br>2019/01/15       | Map No.<br><b>F-4</b> |
| Scale<br>H 1:5,000 |               | Project No.<br>300042557 |                       |



File Path: \\ELSD02\el\work\A\m2019\GIS\Clearview\RoadsNeedsStudy2019-2023.aprx Print Date: 2019/01/15 Time: 11:52 AM



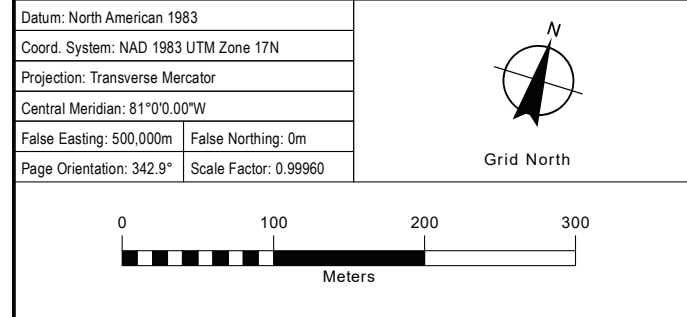
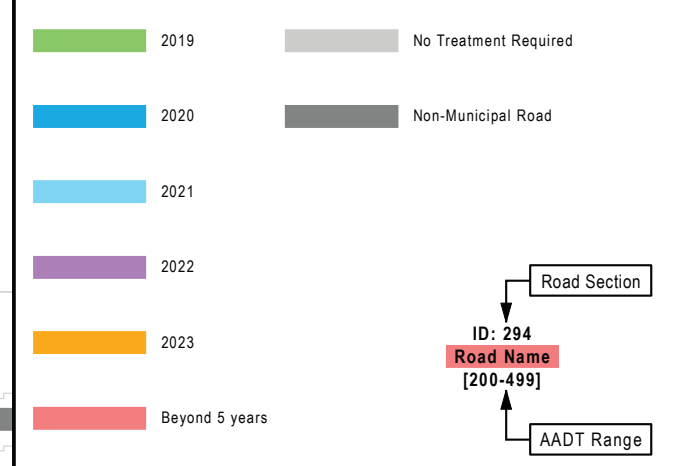
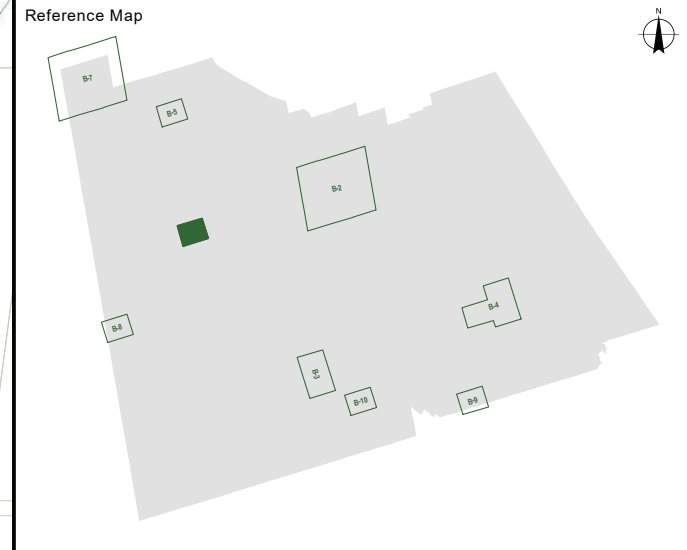
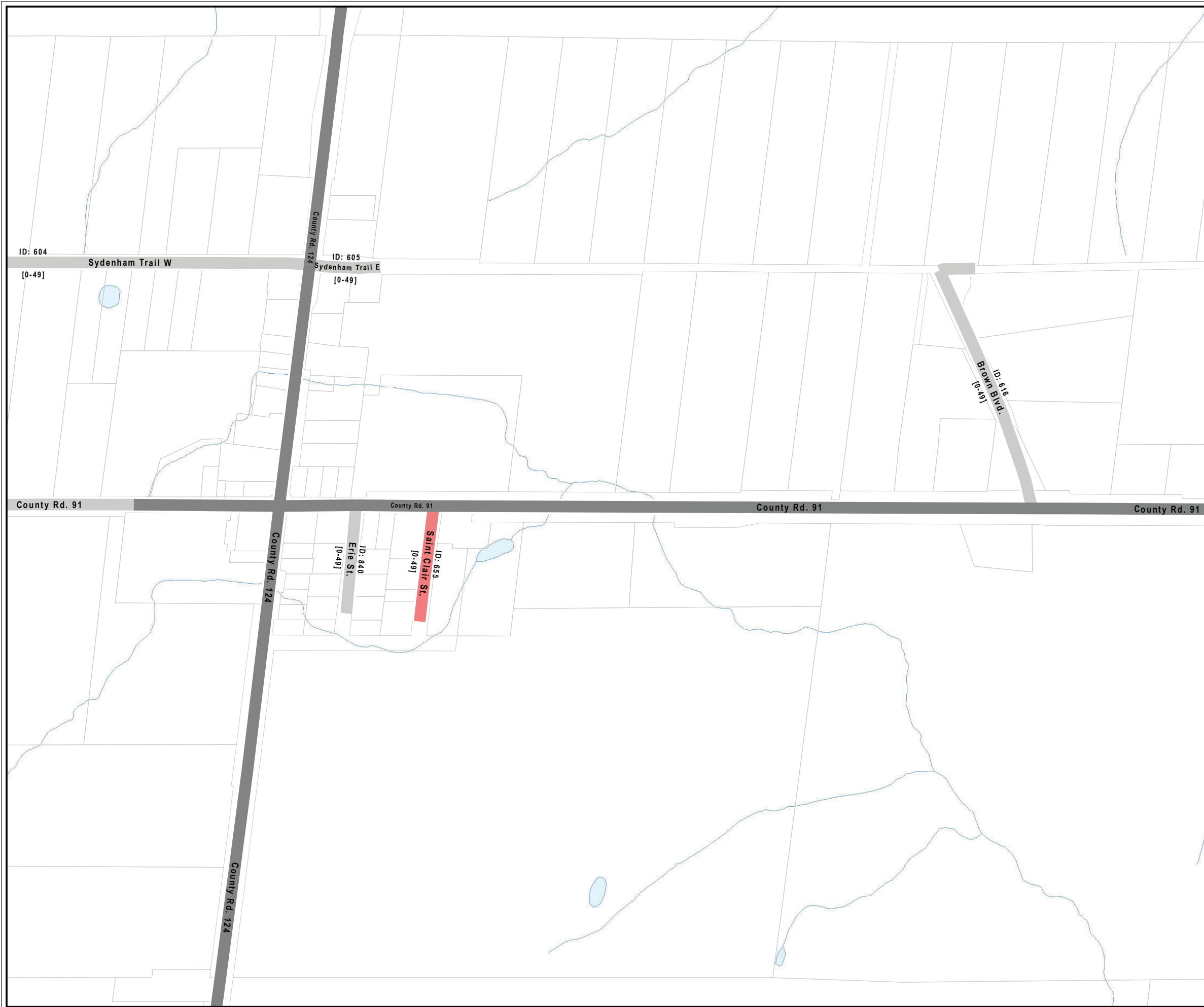
Client / Project

**TOWNSHIP OF CLEARVIEW  
ROADS NEEDS STUDY 2019-2023**

Figure Title

**NOTTAWA  
FIVE-YEAR  
CONSTRUCTION PROGRAM**

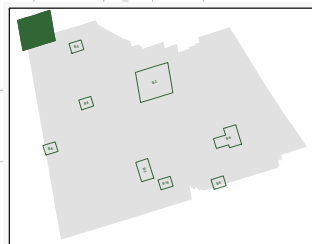
|           |             |            |                          |
|-----------|-------------|------------|--------------------------|
| Drawn     | Checked     | Date       | Figure No.<br><b>F-5</b> |
| PS        | RK          | 2019/01/15 |                          |
| Scale     | Project No. |            |                          |
| H 1:5,000 |             |            | 300042557                |



Client / Project  
**TOWNSHIP OF CLEARVIEW  
 ROADS NEEDS STUDY 2019-2023**

Figure Title  
**DUNTROON  
 FIVE-YEAR  
 CONSTRUCTION PROGRAM**

|           |             |            |                          |
|-----------|-------------|------------|--------------------------|
| Drawn     | Checked     | Date       | Figure No.<br><b>F-6</b> |
| PS        | RK          | 2019/01/15 |                          |
| Scale     | Project No. |            |                          |
| H 1:5,000 |             |            | 300042557                |

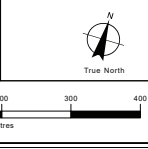


**Sources:**  
 1. Ministry of Natural Resources, © Queen's Printer for Ontario  
 2. Natural Resources Canada © Her Majesty the Queen in Right of Canada.

**Disclaimer:**  
 R.J. Burnside & Associates Limited and the above mentioned sources and agencies are not responsible for the accuracy of the spatial, temporal, or other aspects of the data represented on this map. It is recommended that users confirm the accuracy of the information represented.

This map is the product of a Geographic Information System (GIS). As such, the data represented on this map may be subject to updates and future reproductions may not be identical.

Datum: North American 1983  
 Coord. System: NAD 1983 UTM Zone 17N  
 Projection: Transverse Mercator  
 Central Meridian: 81°0'0.00"W  
 False Easting: 500,000m False Northing: 0m  
 Page Orientation: 342.9° Scale Factor: 0.99960



|      |                       |
|------|-----------------------|
| 2019 | 2023                  |
| 2020 | Beyond 5 years        |
| 2021 | No Treatment Required |
| 2022 | Non-Municipal Road    |

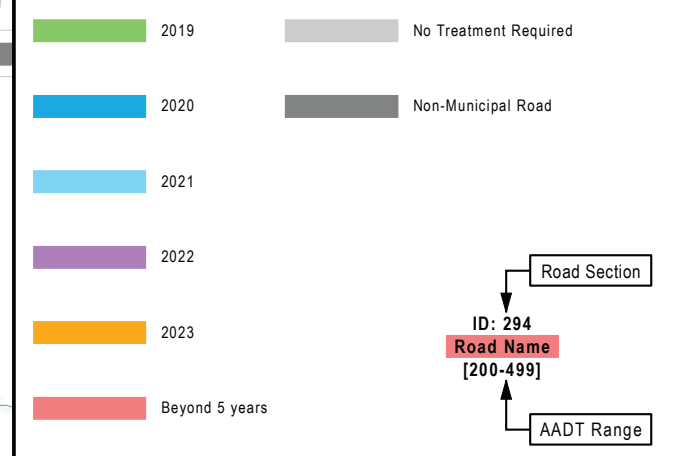
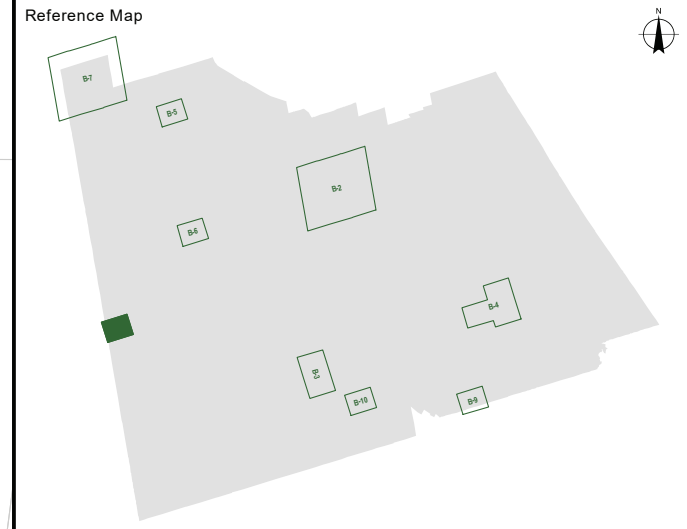
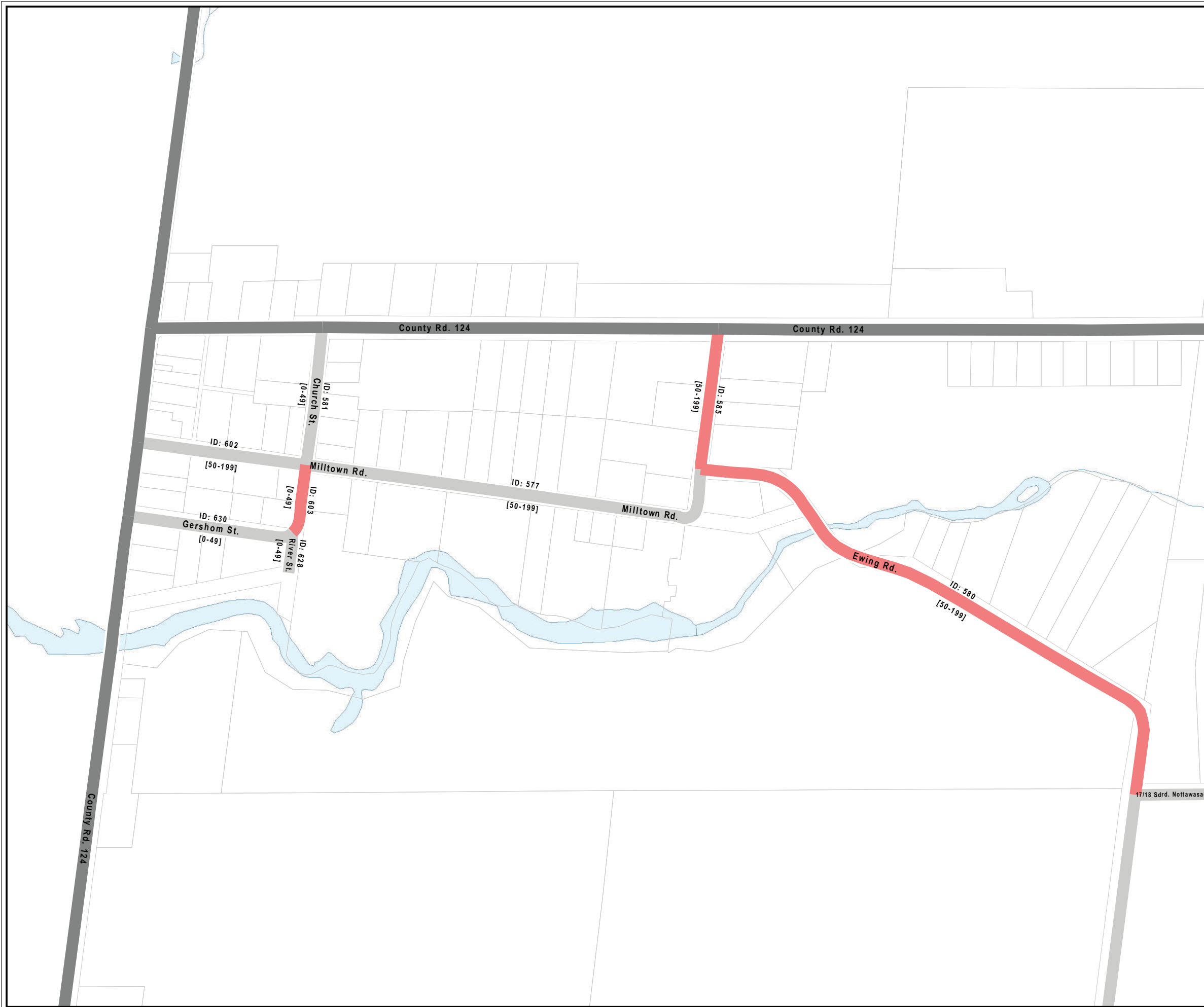


**BURNSIDE**


Client/Project  
**TOWNSHIP OF CLEARVIEW  
 ROADS NEEDS STUDY 2019-2023**

|   |                    |                          |                    |                       |
|---|--------------------|--------------------------|--------------------|-----------------------|
| Map Title<br><b>COLLINGWOODLANDS<br/>FIVE-YEAR<br/>CONSTRUCTION PROGRAM</b> | Drawn<br>PS        | Checked<br>RK            | Date<br>2019/01/15 | Map No.<br><b>F-7</b> |
|   | Scale<br>H 1:5,000 | Project No.<br>300042557 |                    |                       |

File Path: \\ELSD01\GIS\Work\A\Map\GIS\Collingwoodlands\MapBook\MapBook.mxd Print Date: 2019/01/15 Time: 11:52 AM



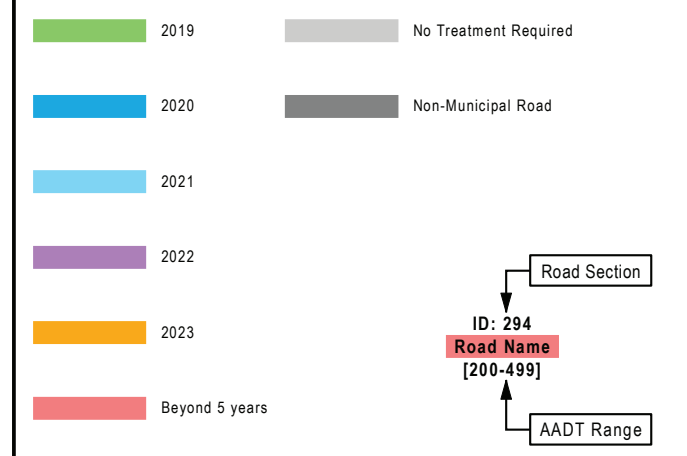
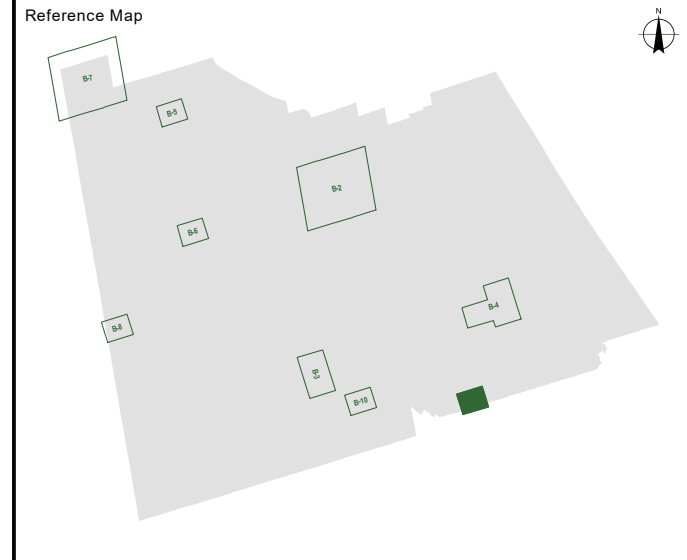
Datum: North American 1983  
 Coord. System: NAD 1983 UTM Zone 17N  
 Projection: Transverse Mercator  
 Central Meridian: 81°0'0.00"W  
 False Easting: 500,000m | False Northing: 0m  
 Page Orientation: 342.9° | Scale Factor: 0.99960



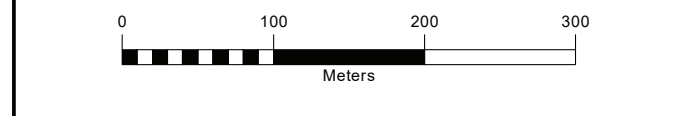
Client / Project  
**TOWNSHIP OF CLEARVIEW  
 ROADS NEEDS STUDY 2019-2023**

Figure Title  
**SINGHAMPTON  
 FIVE-YEAR  
 CONSTRUCTION PROGRAM**

|           |             |            |                          |
|-----------|-------------|------------|--------------------------|
| Drawn     | Checked     | Date       | Figure No.<br><b>F-8</b> |
| PS        | RK          | 2019/01/15 |                          |
| Scale     | Project No. |            |                          |
| H 1:5,000 | 300042557   |            |                          |



|                                      |                       |  |
|--------------------------------------|-----------------------|--|
| Datum: North American 1983           |                       |  |
| Coord. System: NAD 1983 UTM Zone 17N |                       |  |
| Projection: Transverse Mercator      |                       |  |
| Central Meridian: 81°0'0.00"W        |                       |  |
| False Easting: 500,000m              | False Northing: 0m    |  |
| Page Orientation: 342.9°             | Scale Factor: 0.99960 |  |



Client / Project

**TOWNSHIP OF CLEARVIEW**  
**ROADS NEEDS STUDY 2019-2023**

Figure Title

**FAWN CRES. SUB-DIVISION**  
**FIVE-YEAR**  
**CONSTRUCTION PROGRAM**

|           |             |            |            |
|-----------|-------------|------------|------------|
| Drawn     | Checked     | Date       | Figure No. |
| PS        | RK          | 2019/01/15 |            |
| Scale     | Project No. |            | <b>F-9</b> |
| H 1:5,000 | 300042557   |            |            |



---

**Appendix G**  
**Cost Estimate for Five-Year Crack**  
**Sealing Program**

**TOWNSHIP OF CLEARVIEW  
ROAD AND BRIDGE NEEDS STUDY 2019 - 2023  
FIVE YEAR CRACK SEALING PROGRAM**

|    | C     | E                               | F  | G  | AD                       | BL                 | BN                          | BQ                               | BS                       | BT                 | BU                                | BV  | BW   | BX      | BY      | BZ      | CA     | CB      |
|----|-------|---------------------------------|--|--|--------------------------|--------------------|-----------------------------|----------------------------------|--------------------------|--------------------|-----------------------------------|---|--|---------|---------|---------|--------|---------|
| 1  | GisID | Road Name                       | From                                       | To   | Surface Material<br>2018 | AADT Range<br>2018 | Condition<br>Rating<br>2018 | Proposed Improvement Description | Improvement<br>Cost (\$) | Other Cost<br>(\$) | Total<br>Improvement<br>Cost (\$) | Township<br>Share<br>Improvement<br>Cost (\$) | Developer<br>Share<br>Improvement<br>Cost (\$) | 2019    | 2020    | 2021    | 2022   | 2023    |
| 3  | 454   | Highway 26                      | Brock Street                               | Scott Street                               | Asphalt                  | 8000-9999          | 6                           | Mtce Crack Sealing               | 800                      | 25,000             | 25,800                            | 25,800  | -  | 25,800  |         |         |        |         |
| 4  | 541   | Klondike Park Road              | Freethy Road                               | Concession 12 Sunnidale                    | Asphalt                  | 1000-1999          | 6                           | Mtce Dina Patch and Slurry Seal  | 59,000                   |                    | 59,000                            | 59,000  | -  | 59,000  |         |         |        |         |
| 5  | 185   | Sunnidale-Tosorontio Townline   | 6/7 Sideroad Sunnidale                     | 494m West of 6/7 Sideroad Sunnidale        | Asphalt                  | 1000-1999          | 6                           | Mtce Crack Sealing               | 12,000                   |                    | 12,000                            | 12,000  | -  | 12,000  |         |         |        |         |
| 6  | 508   | Superior Street                 | Nixon Street                               | Highway 26                                 | Asphalt                  | 1000-1999          | 6                           | Mtce Crack Sealing               | 1,100                    |                    | 1,100                             | 1,100   | -  | 1,100   |         |         |        |         |
| 7  | 45    | Mulmur-Nottawasaga Townline     | County Road 42                             | Centre Line Road                           | Asphalt                  | 500-999            | 6                           | Mtce Dina Patch and Slurry Seal  | 121,400                  |                    | 121,400                           | 121,400                                       | -  |         | 121,400 |         |        |         |
| 8  | 881   | Homestead Drive                 | Woodview Drive                             | Forest Path                                | Asphalt                  | 50-199             | 6                           | Mtce Crack Sealing               | 2,100                    |                    | 2,100                             | 2,100   | -  | 2,100   |         |         |        |         |
| 9  | 455   | Carruthers Street               | County Road 42                             | Fisher Street                              | Asphalt                  | 0-49               | 6                           | Mtce Dina Patch and Slurry Seal  | 9,200                    |                    | 9,200                             | 9,200   | -  | 9,200   |         |         |        |         |
| 10 | 458   | Fisher Street                   | Carruthers Street                          | County Road 42                             | Asphalt                  | 0-49               | 6                           | Mtce Dina Patch and Slurry Seal  | 14,100                   |                    | 14,100                            | 14,100  | -  | 14,100  |         |         |        |         |
| 11 | 32    | County Road 42                  | William Street                             | Centre Street                              | Asphalt                  | 8000-9999          | 7                           | Mtce Crack Sealing               | 2,900                    |                    | 2,900                             | 2,900   | -  | 123,300 | 2,900   |         |        |         |
| 12 | 209   | County Road 42                  | Beach Street                               | John Street                                | Asphalt                  | 8000-9999          | 7                           | Mtce Crack Sealing               | 3,000                    |                    | 3,000                             | 3,000   | -  |         | 3,000   |         |        |         |
| 13 | 212   | County Road 42                  | Centre Street                              | Beach Street                               | Asphalt                  | 8000-9999          | 7                           | Mtce Crack Sealing               | 200                      |                    | 200                               | 200   | -  |         | 200     |         |        |         |
| 14 | 230   | County Road 42                  | Christopher Street                         | Margaret Street                            | Asphalt                  | 8000-9999          | 7                           | Mtce Crack Sealing               | 3,500                    |                    | 3,500                             | 3,500   | -  |         | 3,500   |         |        |         |
| 15 | 376   | County Road 42                  | Point Street                               | William Street                             | Asphalt                  | 8000-9999          | 7                           | Mtce Crack Sealing               | 2,500                    |                    | 2,500                             | 2,500   | -  |         | 2,500   |         |        |         |
| 16 | 406   | County Road 42                  | John Street                                | Christopher Street                         | Asphalt                  | 8000-9999          | 7                           | Mtce Crack Sealing               | 1,400                    |                    | 1,400                             | 1,400   | -  |         | 1,400   |         |        |         |
| 17 | 466   | County Road 42                  | Highway 26                                 | Point Street                               | Asphalt                  | 8000-9999          | 7                           | Mtce Crack Sealing               | 2,400                    |                    | 2,400                             | 2,400   | -  |         | 2,400   |         |        |         |
| 18 | 389   | Highway 26                      | North Street                               | Locke Avenue                               | Asphalt                  | 8000-9999          | 7                           | Mtce Crack Sealing               | 6,500                    |                    | 6,500                             | 6,500   | -  |         | 137,300 | 6,500   |        |         |
| 19 | 556   | Highway 26                      | Brock Street                               | North Street                               | Asphalt                  | 8000-9999          | 7                           | Mtce Crack Sealing               | 7,800                    |                    | 7,800                             | 7,800   | -  |         |         | 7,800   |        |         |
| 20 | 57    | Highway 26                      | Cherry Street                              | Thomas Street                              | Asphalt                  | 8000-9999          | 7                           | Mtce Crack Sealing               | 3,400                    |                    | 3,400                             | 3,400   | -  |         |         | 3,400   |        |         |
| 21 | 67    | Highway 26                      | Ontario Street                             | John Street                                | Asphalt                  | 8000-9999          | 7                           | Mtce Crack Sealing               | 3,300                    |                    | 3,300                             | 3,300   | -  |         |         | 3,300   |        |         |
| 22 | 72    | Highway 26                      | Elm Street                                 | Oak Street                                 | Asphalt                  | 8000-9999          | 7                           | Mtce Crack Sealing               | 900                      |                    | 900                               | 900   | -  |         | 900     |         |        |         |
| 23 | 75    | Highway 26                      | County Road 91                             | Brock Street                               | Asphalt                  | 8000-9999          | 7                           | Mtce Crack Sealing               | 2,400                    |                    | 2,400                             | 2,400   | -  |         | 2,400   |         |        |         |
| 24 | 178   | Highway 26                      | Catherine Street                           | Elm Street                                 | Asphalt                  | 8000-9999          | 7                           | Mtce Crack Sealing               | 2,500                    |                    | 2,500                             | 2,500   | -  |         | 2,500   |         |        |         |
| 25 | 226   | Highway 26                      | Thomas Street                              | Dominion Drive                             | Asphalt                  | 8000-9999          | 7                           | Mtce Crack Sealing               | 1,700                    |                    | 1,700                             | 1,700   | -  |         | 1,700   |         |        |         |
| 26 | 335   | Highway 26                      | Dominion Drive                             | Superior Street                            | Asphalt                  | 8000-9999          | 7                           | Mtce Crack Sealing               | 2,500                    |                    | 2,500                             | 2,500   | -  |         | 2,500   |         |        |         |
| 27 | 357   | Highway 26                      | John Street                                | Cherry Street                              | Asphalt                  | 8000-9999          | 7                           | Mtce Crack Sealing               | 600                      |                    | 600                               | 600   | -  |         | 600     |         |        |         |
| 28 | 450   | Highway 26                      | Perry Street                               | Huron Street                               | Asphalt                  | 8000-9999          | 7                           | Mtce Crack Sealing               | 3,900                    |                    | 3,900                             | 3,900   | -  |         | 3,900   |         |        |         |
| 29 | 452   | Highway 26                      | Huron Street                               | Brock Street                               | Asphalt                  | 8000-9999          | 7                           | Mtce Crack Sealing               | 600                      |                    | 600                               | 600   | -  |         | 600     |         |        |         |
| 30 | 477   | Highway 26                      | County Road 42                             | Catherine Street                           | Asphalt                  | 8000-9999          | 7                           | Mtce Crack Sealing               | 2,500                    |                    | 2,500                             | 2,500   | -  |         | 2,500   |         |        |         |
| 31 | 494   | Highway 26                      | Oak Street                                 | Perry Street                               | Asphalt                  | 8000-9999          | 7                           | Mtce Crack Sealing               | 2,700                    |                    | 2,700                             | 2,700   | -  |         | 2,700   |         |        |         |
| 32 | 497   | Highway 26                      | Scott Street                               | Ontario Street                             | Asphalt                  | 8000-9999          | 7                           | Mtce Crack Sealing               | 1,100                    |                    | 1,100                             | 1,100   | -  |         | 1,100   |         |        |         |
| 33 | 509   | Highway 26                      | Superior Street                            | Mowat Street                               | Asphalt                  | 8000-9999          | 7                           | Mtce Crack Sealing               | 500                      |                    | 500                               | 500   | -  |         | 500     |         |        |         |
| 34 | 531   | Highway 26                      | Locke Avenue                               | Wyant Road                                 | Asphalt                  | 8000-9999          | 7                           | Mtce Crack Sealing               | 6,100                    |                    | 6,100                             | 6,100   | -  |         | 6,100   |         |        |         |
| 35 | 273   | Klondike Park Road              | Concession 12 Sunnidale                    | Highway 26                                 | Asphalt                  | 2000-2999          | 7                           | Mtce Dina Patch and Slurry Seal  | 114,100                  |                    | 114,100                           | 114,100                                       | -  |         |         | 114,100 |        |         |
| 36 | 809   | 33/34 Sideroad Nottawasaga      | Fairgrounds Road North                     | Vancise Court                              | Asphalt                  | 1000-1999          | 7                           | Mtce Crack Sealing               | 23,800                   |                    | 23,800                            | 23,800  | -  |         |         | 163,100 | 23,800 |         |
| 37 | 624   | Batteaux Road                   | County Road 124                            | Townley Street                             | Asphalt                  | 1000-1999          | 7                           | Mtce Crack Sealing               | 2,400                    |                    | 2,400                             | 2,400   | -  |         |         | 2,400   |        |         |
| 38 | 8     | Centre Line Road                | Mulmur-Nottawasaga Townline                | Webster Road                               | Asphalt                  | 1000-1999          | 7                           | Mtce Crack Sealing               | 33,800                   |                    | 33,800                            | 33,800  | -  |         |         | 33,800  |        |         |
| 39 | 846   | Concession 6 North Nottawasaga  | 33/34 Sideroad Nottawasaga                 | Batteaux                                   | Asphalt                  | 1000-1999          | 7                           | Mtce Crack Sealing               | 29,300                   |                    | 29,300                            | 29,300  | -  |         |         | 29,300  |        |         |
| 40 | 860   | Concession 6 North Nottawasaga  | County Road 91                             | 27/28 Sideroad Nottawasaga                 | Asphalt                  | 1000-1999          | 7                           | Mtce Crack Sealing               | 36,900                   |                    | 36,900                            | 36,900  | -  |         |         | 36,900  |        |         |
| 41 | 898   | Concession 6 North Nottawasaga  | 30/31 Sideroad Nottawasaga                 | 33/34 Sideroad Nottawasaga                 | Asphalt                  | 1000-1999          | 7                           | Mtce Crack Sealing               | 36,800                   |                    | 36,800                            | 36,800  | -  |         |         | 36,800  |        |         |
| 42 | 587   | Fairgrounds Road S              | 570m North of County Road 9                | 12/13 Sideroad Nottawasaga                 | Asphalt                  | 1000-1999          | 7                           | Mtce Crack Sealing               | 26,700                   |                    | 26,700                            | 26,700  | -  |         |         | 163,000 | 26,700 |         |
| 43 | 412   | Hogback Road                    | 9/10 Sideroad Sunnidale                    | Concession 3 Sunnidale                     | Asphalt                  | 1000-1999          | 7                           | Mtce Crack Sealing               | 10,100                   |                    | 10,100                            | 10,100  | -  |         |         |         |        | 10,100  |
| 44 | 536   | Hogback Road                    | Concession 3 Sunnidale                     | 550m North of Concession 3 Sunnidale       | Asphalt                  | 1000-1999          | 7                           | Mtce Crack Sealing               | 11,000                   |                    | 11,000                            | 11,000  | -  |         |         |         |        | 11,000  |
| 45 | 331   | Point Street                    | Catherine Street                           | Pine Street                                | Asphalt                  | 1000-1999          | 7                           | Mtce Crack Sealing               | 1,400                    |                    | 1,400                             | 1,400   | -  |         |         |         |        | 1,400   |
| 46 | 493   | Point Street                    | Oak Street                                 | Pine Street                                | Asphalt                  | 1000-1999          | 7                           | Mtce Crack Sealing               | 2,500                    |                    | 2,500                             | 2,500   | -  |         |         |         |        | 2,500   |
| 47 | 827   | Poplar Sideroad                 | Woodview Drive                             | Homestead Drive                            | Asphalt                  | 1000-1999          | 7                           | Mtce Crack Sealing               | 5,700                    |                    | 5,700                             | 5,700   | -  |         |         |         |        | 5,700   |
| 48 | 597   | Poplar Sideroad                 | Concession 10 North Nottawasaga            | Homestead Drive                            | Asphalt                  | 1000-1999          | 7                           | Mtce Crack Sealing               | 18,000                   |                    | 18,000                            | 18,000  | -  |         |         |         |        | 18,000  |
| 49 | 825   | Poplar Sideroad                 | Osler Pines Road                           | Osler Pines Road                           | Asphalt                  | 1000-1999          | 7                           | Mtce Crack Sealing               | 3,400                    |                    | 3,400                             | 3,400   | -  |         |         |         |        | 3,400   |
| 50 | 826   | Poplar Sideroad                 | 217m West of Osler Pines Drive             | Woodview Drive                             | Asphalt                  | 1000-1999          | 7                           | Mtce Crack Sealing               | 6,800                    |                    | 6,800                             | 6,800   | -  |         |         |         |        | 6,800   |
| 51 | 847   | Poplar Sideroad                 | Angus Drive                                | Osler Pines Road                           | Asphalt                  | 1000-1999          | 7                           | Mtce Crack Sealing               | 7,400                    |                    | 7,400                             | 7,400   | -  |         |         |         |        | 7,400   |
| 52 | 942   | Poplar Sideroad                 | Osler Pines Road                           | 217m West of Osler Pines Drive             | Asphalt                  | 1000-1999          | 7                           | Mtce Crack Sealing               | 4,300                    |                    | 4,300                             | 4,300   | -  |         |         |         |        | 4,300   |
| 53 | 78    | Switzer Street                  | Palmerston Street                          | County Road 9                              | Asphalt                  | 1000-1999          | 7                           | Mtce Crack Sealing               | 2,900                    |                    | 2,900                             | 2,900   | -  |         |         |         |        | 2,900   |
| 54 | 308   | William Street                  | Cedar Street                               | County Road 42                             | Asphalt                  | 1000-1999          | 7                           | Mtce Crack Sealing               | 4,200                    |                    | 4,200                             | 4,200   | -  |         |         |         |        | 4,200   |
| 55 | 419   | William Street                  | Oak Street                                 | Pine Street                                | Asphalt                  | 1000-1999          | 7                           | Mtce Crack Sealing               | 2,500                    |                    | 2,500                             | 2,500   | -  |         |         |         |        | 2,500   |
| 56 | 380   | William Street                  | Pine Street                                | Cedar Street                               | Asphalt                  | 1000-1999          | 7                           | Mtce Crack Sealing               | 2,100                    |                    | 2,100                             | 2,100   | -  |         |         |         |        | 2,100   |
| 57 | 810   | Poplar Sideroad                 | Collingwood-Clearview Townline             | Angus Drive                                | Asphalt                  | 1000-1999          | 7                           | Mtce Crack Sealing               | 9,500                    |                    | 9,500                             | 9,500   | -  |         |         |         |        | 9,500   |
| 58 | 117   | Charles Street                  | Perry Street                               | Oak Street                                 | Asphalt                  | 500-999            | 7                           | Mtce Crack Sealing               | 2,500                    |                    | 2,500                             | 2,500   | -  |         |         |         |        | 2,500   |
| 59 | 467   | Charles Street                  | Huron Street                               | Perry Street                               | Asphalt                  | 500-999            | 7                           | Mtce Crack Sealing               | 3,200                    |                    | 3,200                             | 3,200   | -  |         |         |         |        | 3,200   |
| 60 | 123   | Christopher Street              | Clarence Street                            | County Road 42                             | Asphalt                  | 500-999            | 7                           | Mtce Crack Sealing               | 8,100                    |                    | 8,100                             | 8,100   | -  |         |         |         |        | 8,100   |
| 61 | 345   | Concession 10 North Nottawasaga | 33/34 Sideroad Nottawasaga                 | 36/37 Sideroad Nottawasaga                 | Asphalt                  | 500-999            | 7                           | Mtce Crack Sealing               | 36,900                   |                    | 36,900                            | 36,900  | -  |         |         |         |        | 36,900  |
| 62 | 873   | Concession 6 South Nottawasaga  | 15/16 Sideroad Nottawasaga                 | 18/19 Sideroad Nottawasaga                 | Asphalt                  | 500-999            | 7                           | Mtce Crack Sealing               | 36,500                   |                    | 36,500                            | 36,500  | -  |         |         |         |        | 169,200 |
| 63 | 153   | Hogback Road                    | Concession 2 Sunnidale                     | 9/10 Sideroad Sunnidale                    | Asphalt                  | 500-999            | 7                           | Mtce Crack Sealing               | 29,800                   |                    | 29,800                            | 29,800  | -  |         |         |         |        |         |
| 64 | 181   | Ontario Street                  | Superior Street                            | Charles Street                             | Asphalt                  | 500-999            | 7                           | Mtce Crack Sealing               | 2,400                    |                    | 2,400                             | 2,400   | -  |         |         |         |        |         |
| 65 | 447   | Ontario Street                  | Charles Street                             | John Street                                | Asphalt                  | 500-999            | 7                           | Mtce Crack Sealing               | 2,400                    |                    | 2,400                             | 2,400   | -  |         |         |         |        |         |
| 66 | 175   | Perry Street                    | Charles Street                             | Superior Street                            | Asphalt                  | 500-999            | 7                           | Mtce Crack Sealing               | 2,400                    |                    | 2,400                             | 2,400   | -  |         |         |         |        |         |
| 67 | 330   | Perry Street                    | John Street                                | Charles Street                             | Asphalt                  | 500-999            | 7                           | Mtce Crack Sealing               | 2,400                    |                    | 2,400                             | 2,400   | -  |         |         |         |        |         |
| 68 | 652   | Riverside Drive                 | Concession 6 South Nottawasaga             | 2250m NW of Concession 6 South Nottawasaga | Asphalt                  | 500-999            | 7                           | Mtce Crack Sealing               | 45,000                   | 20,000             | 65,000                            | 65,000  | -  |         |         |         |        |         |
| 69 | 657   | Riverside Drive                 | 2250m Nw of Concession 6 South Nottawasaga | Concession 6 South Nottawasaga             | Asphalt                  | 500-999            | 7                           | Mtce Crack Sealing               | 11,500                   |                    | 11,500                            | 11,500  | -  |         |         |         |        |         |
| 70 | 439   | Switzer Street                  | Windham Street                             | Palmerston Street                          | Asphalt                  | 500-999            | 7                           | Mtce Crack Sealing               | 2,800                    |                    | 2,800                             | 2,800   | -  |         |         |         |        |         |
| 71 | 441   | Switzer Street                  | Greengage Road                             | Windham Street                             | Asphalt                  | 500-999            | 7                           | Mtce Crack Sealing               | 3,800                    |                    | 3,800                             | 3,800   | -  |         |         |         |        |         |
| 72 | 66    | 6/7 Sideroad Nottawasaga        | County Road 42                             | Concession 3 South Nottawasaga             | Asphalt                  | 500-999            | 7                           | Mtce Crack Sealing               | 26,300                   |                    | 26,300                            | 26,300  | -  |         |         |         |        |         |
| 73 | 96    | Collingwood Street              | Edward Street West                         | Purple Hill                                | Asphalt                  | 200-499            | 7                           | Mtce Crack Sealing               | 10,500                   |                    | 10,500                            | 10,500  | -  |         |         |         |        |         |
| 74 | 108   | Collingwood Street              | Elizabeth Street West                      | Edward Street West                         | Asphalt                  | 200-499            | 7                           | Mtce Crack Sealing               | 2,400                    |                    | 2,400                             | 2,400   | -  |         |         |         |        |         |
| 75 | 156   | Collingwood Street              | Caroline Street West                       | Elizabeth Street West                      | Asphalt                  | 200-499            | 7                           | Mtce Crack Sealing               | 2,400                    |                    | 2,400                             | 2,400   | -  |         |         |         |        |         |
| 76 | 912   | Collingwood Street              | Edward Street West                         | Edward Street West                         | Asphalt                  | 200-499            | 7                           | Mtce Crack Sealing               | 100                      |                    | 100                               | 100   | -  |         |         |         |        |         |



**TOWNSHIP OF CLEARVIEW  
ROAD AND BRIDGE NEEDS STUDY 2019 - 2023  
FIVE YEAR CRACK SEALING PROGRAM**

APPENDIX G

|     | C     | E                              | F                                  | G  | AD                       | BL                 | BN                          | BQ                               | BS                       | BT                 | BU                                | BV  | BW   | BX   | BY   | BZ   | CA   | CB   |
|-----|-------|--------------------------------|------------------------------------|--|--------------------------|--------------------|-----------------------------|----------------------------------|--------------------------|--------------------|-----------------------------------|---|--|------|------|------|------|------|
|     |       |                                |                                    |  | Surface Material<br>2018 | AADT Range<br>2018 | Condition<br>Rating<br>2018 |                                  | Improvement<br>Cost (\$) | Other Cost<br>(\$) | Total<br>Improvement<br>Cost (\$) | Township<br>Share<br>Improvement<br>Cost (\$) | Developer<br>Share<br>Improvement<br>Cost (\$) |      |      |      |      |      |
| 1   | GisID | Road Name                      | From                               | To   |                          |                    |                             | Proposed Improvement Description |                          |                    |                                   |   |  | 2019 | 2020 | 2021 | 2022 | 2023 |
| 77  | 15    | Concession 2 Sunnidale         | 6/7 Sideroad Sunnidale             | Hogback Road                               | Asphalt                  | 200-499            | 7                           | Mtce Crack Sealing               | 17,900                   |                    | 17,900                            | 17,900  | -  |      |      |      |      |      |
| 78  | 586   | Concession 8 South Nottawasaga | 12/13 Sideroad Nottawasaga         | 12/13 Sideroad Nottawasaga                 | Asphalt                  | 200-499            | 7                           | Mtce Crack Sealing               | 2,400                    |                    | 2,400                             | 2,400   | -  |      |      |      |      |      |
| 79  | 679   | Concession 8 South Nottawasaga | 12/13 Sideroad Nottawasaga         | 9/10 Sideroad Nottawasaga                  | Asphalt                  | 200-499            | 7                           | Mtce Crack Sealing               | 24,600                   |                    | 24,600                            | 24,600  | -  |      |      |      |      |      |
| 80  | 379   | Huron Street                   | Eliza Street                       | Jane Street                                | Asphalt                  | 200-499            | 7                           | Mtce Crack Sealing               | 2,400                    |                    | 2,400                             | 2,400   | -  |      |      |      |      |      |
| 81  | 417   | Huron Street                   | Eliza Street                       | Christopher Street                         | Asphalt                  | 200-499            | 7                           | Mtce Crack Sealing               | 2,100                    |                    | 2,100                             | 2,100   | -  |      |      |      |      |      |
| 82  | 115   | Oak Street                     | Charles Street                     | John Street                                | Asphalt                  | 200-499            | 7                           | Mtce Crack Sealing               | 2,400                    |                    | 2,400                             | 2,400   | -  |      |      |      |      |      |
| 83  | 281   | Oak Street                     | Superior Street                    | Charles Street                             | Asphalt                  | 200-499            | 7                           | Mtce Crack Sealing               | 2,300                    |                    | 2,300                             | 2,300   | -  |      |      |      |      |      |
| 84  | 550   | Perry Street                   | Superior Street                    | Jane Street                                | Asphalt                  | 200-499            | 7                           | Mtce Crack Sealing               | 2,400                    |                    | 2,400                             | 2,400   | -  |      |      |      |      |      |
| 85  | 818   | Blackburn Avenue               | Wagner Road                        | West End                                   | Asphalt                  | 50-199             | 7                           | Mtce Crack Sealing               | 4,100                    |                    | 4,100                             | 4,100   | -  |      |      |      |      |      |
| 86  | 495   | Charles Street                 | Ontario Street                     | Cherry Street                              | Asphalt                  | 50-199             | 7                           | Mtce Crack Sealing               | 3,200                    |                    | 3,200                             | 3,200   | -  |      |      |      |      |      |
| 87  | 42    | Doe Lane                       | Fawn Crescent                      | Fawn Crescent                              | Asphalt                  | 50-199             | 7                           | Mtce Crack Sealing               | 6,900                    |                    | 6,900                             | 6,900   | -  |      |      |      |      |      |
| 88  | 41    | Fawn Crescent                  | Doe Lane                           | Doe Lane                                   | Asphalt                  | 50-199             | 7                           | Mtce Crack Sealing               | 18,300                   |                    | 18,300                            | 18,300  | -  |      |      |      |      |      |
| 89  | 43    | Fawn Crescent                  | Doe Lane                           | 6/7 Sideroad Sunnidale                     | Asphalt                  | 50-199             | 7                           | Mtce Crack Sealing               | 3,200                    |                    | 3,200                             | 3,200   | -  |      |      |      |      |      |
| 90  | 183   | Fawn Crescent                  | Doe Lane                           | 6/7 Sideroad Sunnidale                     | Asphalt                  | 50-199             | 7                           | Mtce Crack Sealing               | 3,200                    |                    | 3,200                             | 3,200   | -  |      |      |      |      |      |
| 91  | 161   | Greengage Road                 | Switzer Street                     | East End                                   | Asphalt                  | 50-199             | 7                           | Mtce Crack Sealing               | 12,400                   |                    | 12,400                            | 12,400  | -  |      |      |      |      |      |
| 92  | 428   | Hamilton Drive                 | Dominion Drive                     | Louisa Street                              | Asphalt                  | 50-199             | 7                           | Mtce Crack Sealing               | 5,100                    |                    | 5,100                             | 5,100   | -  |      |      |      |      |      |
| 93  | 588   | Jardine Crescent               | 232m North of County Road 9        | County Road 9                              | Asphalt                  | 50-199             | 7                           | Mtce Crack Sealing               | 4,700                    |                    | 4,700                             | 4,700   | -  |      |      |      |      |      |
| 94  | 589   | Jardine Crescent               | 232m North of County Road 9        | County Road 9                              | Asphalt                  | 50-199             | 7                           | Mtce Crack Sealing               | 4,500                    |                    | 4,500                             | 4,500   | -  |      |      |      |      |      |
| 95  | 595   | Lavender Hill Road             | Turkeyroost Lane                   | County Road 9                              | Asphalt                  | 50-199             | 7                           | Mtce Crack Sealing               | 600                      |                    | 600                               | 600   | -  |      |      |      |      |      |
| 96  | 83    | Library Street                 | Caroline Street East               | Caroline Street East                       | Asphalt                  | 50-199             | 7                           | Mtce Crack Sealing               | 1,100                    |                    | 1,100                             | 1,100   | -  |      |      |      |      |      |
| 97  | 260   | Library Street                 | Elizabeth Street East              | Caroline Street East                       | Asphalt                  | 50-199             | 7                           | Mtce Crack Sealing               | 1,300                    |                    | 1,300                             | 1,300   | -  |      |      |      |      |      |
| 98  | 326   | Library Street                 | Francis Street East                | Caroline Street East                       | Asphalt                  | 50-199             | 7                           | Mtce Crack Sealing               | 2,400                    |                    | 2,400                             | 2,400   | -  |      |      |      |      |      |
| 99  | 403   | Library Street                 | Wellington Street East             | Francis Street East                        | Asphalt                  | 50-199             | 7                           | Mtce Crack Sealing               | 2,400                    |                    | 2,400                             | 2,400   | -  |      |      |      |      |      |
| 100 | 577   | Milltown Road                  | Ewing Road                         | Church Street                              | Asphalt                  | 50-199             | 7                           | Mtce Crack Sealing               | 11,400                   |                    | 11,400                            | 11,400  | -  |      |      |      |      |      |
| 101 | 602   | Milltown Road                  | County Road 124                    | Church Street                              | Asphalt                  | 50-199             | 7                           | Mtce Crack Sealing               | 4,400                    |                    | 4,400                             | 4,400   | -  |      |      |      |      |      |
| 102 | 677   | Nelson Street                  | Library Street                     | Mary Street                                | Asphalt                  | 50-199             | 7                           | Mtce Crack Sealing               | 4,400                    |                    | 4,400                             | 4,400   | -  |      |      |      |      |      |
| 103 | 39    | Oakdale Drive                  | Pinedale Drive                     | Windham Street                             | Asphalt                  | 50-199             | 7                           | Mtce Crack Sealing               | 1,800                    |                    | 1,800                             | 1,800   | -  |      |      |      |      |      |
| 104 | 40    | Oakdale Drive                  | County Road 9                      | Pinedale Drive                             | Asphalt                  | 50-199             | 7                           | Mtce Crack Sealing               | 2,500                    |                    | 2,500                             | 2,500   | -  |      |      |      |      |      |
| 105 | 38    | Pinedale Drive                 | Oakdale Drive                      | West End                                   | Asphalt                  | 50-199             | 7                           | Mtce Crack Sealing               | 1,200                    |                    | 1,200                             | 1,200   | -  |      |      |      |      |      |
| 106 | 504   | Thomas Street                  | Superior Street                    | East End                                   | Asphalt                  | 50-199             | 7                           | Mtce Crack Sealing               | 1,800                    |                    | 1,800                             | 1,800   | -  |      |      |      |      |      |
| 107 | 277   | Webster Road                   | Centre Line Road                   | 758m East of Centre Line Road              | Asphalt                  | 50-199             | 7                           | Mtce Crack Sealing               | 15,200                   |                    | 15,200                            | 15,200  | -  |      |      |      |      |      |
| 108 | 193   | Whitetail Drive                | Concession 5 Sunnidale             | Ringtail Crescent                          | Asphalt                  | 50-199             | 7                           | Mtce Crack Sealing               | 3,500                    |                    | 3,500                             | 3,500   | -  |      |      |      |      |      |
| 109 | 339   | Windham Street                 | Pineway Crescent                   | Oakdale Drive                              | Asphalt                  | 50-199             | 7                           | Mtce Crack Sealing               | 2,900                    |                    | 2,900                             | 2,900   | -  |      |      |      |      |      |
| 110 | 341   | Windham Street                 | Pineway Court                      | Clarendon Street                           | Asphalt                  | 50-199             | 7                           | Mtce Crack Sealing               | 2,400                    |                    | 2,400                             | 2,400   | -  |      |      |      |      |      |
| 111 | 884   | 36/37 Sideroad Nottawasaga     | Concession 5 North Nottawasaga     | 530m East of Concession 5 North Nottawasag | Surface Treatment        | 0-49               | 7                           | Mtce Crack Sealing               | 10,500                   |                    | 10,500                            | 10,500  | -  |      |      |      |      |      |
| 112 | 616   | Brown Boulevard                | County Road 91                     | Sydenham Trail East                        | Asphalt                  | 0-49               | 7                           | Mtce Crack Sealing               | 6,700                    |                    | 6,700                             | 6,700   | -  |      |      |      |      |      |
| 113 | 581   | Church Street                  | County Road 124                    | Milltown Road                              | Asphalt                  | 0-49               | 7                           | Mtce Crack Sealing               | 3,600                    |                    | 3,600                             | 3,600   | -  |      |      |      |      |      |
| 114 | 383   | Clarendon Street               | County Road 9                      | Elgin Street                               | Asphalt                  | 0-49               | 7                           | Mtce Crack Sealing               | 2,400                    |                    | 2,400                             | 2,400   | -  |      |      |      |      |      |
| 115 | 223   | Cutter Circle                  | Concession 3 Sunnidale             | Surrey Lane                                | Asphalt                  | 0-49               | 7                           | Mtce Crack Sealing               | 7,300                    |                    | 7,300                             | 7,300   | -  |      |      |      |      |      |
| 116 | 534   | Elizabeth Street E             | Mary Street                        | East End                                   | Asphalt                  | 0-49               | 7                           | Mtce Crack Sealing               | 900                      |                    | 900                               | 900   | -  |      |      |      |      |      |
| 117 | 840   | Erie Street                    | County Road 91                     | South End                                  | Asphalt                  | 0-49               | 7                           | Mtce Crack Sealing               | 2,800                    |                    | 2,800                             | 2,800   | -  |      |      |      |      |      |
| 118 | 640   | Forest Path                    | Homestead Drive                    | East End                                   | Asphalt                  | 0-49               | 7                           | Mtce Crack Sealing               | 3,300                    |                    | 3,300                             | 3,300   | -  |      |      |      |      |      |
| 119 | 68    | George Street                  | Concession 3 South Nottawasaga     | East End                                   | Asphalt                  | 0-49               | 7                           | Mtce Crack Sealing               | 3,100                    |                    | 3,100                             | 3,100   | -  |      |      |      |      |      |
| 120 | 630   | Gershon Street                 | County Road 124                    | Church Street                              | Asphalt                  | 0-49               | 7                           | Mtce Crack Sealing               | 4,400                    |                    | 4,400                             | 4,400   | -  |      |      |      |      |      |
| 121 | 340   | Pineway Court                  | Windham Street                     | South End                                  | Asphalt                  | 0-49               | 7                           | Mtce Crack Sealing               | 2,900                    |                    | 2,900                             | 2,900   | -  |      |      |      |      |      |
| 122 | 6     | Robertson Street               | County Road 42                     | Fisher Street                              | Asphalt                  | 0-49               | 7                           | Mtce Slurry Seal                 | 7,000                    |                    | 7,000                             | 7,000   | -  |      |      |      |      |      |
| 123 | 615   | Sydenham Trail E               | Brown Boulevard                    | East End                                   | Asphalt                  | 0-49               | 7                           | Mtce Crack Sealing               | 900                      |                    | 900                               | 900   | -  |      |      |      |      |      |
| 124 | 472   | Perry Street                   | Gideon Street                      | John Street                                | Asphalt                  | 2000-2999          | 8                           | Mtce Crack Sealing               | 2,400                    |                    | 2,400                             | 2,400   | -  |      |      |      |      |      |
| 125 | 93    | 3/4 Sideroad Sunnidale         | Concession 2 Sunnidale             | Hogback Road                               | Asphalt                  | 1000-1999          | 8                           | Mtce Crack Sealing               | 41,700                   |                    | 41,700                            | 41,700  | -  |      |      |      |      |      |
| 126 | 155   | 3/4 Sideroad Sunnidale         | County Road 9                      | Concession 5 Sunnidale                     | Asphalt                  | 1000-1999          | 8                           | Mtce Crack Sealing               | 24,000                   |                    | 24,000                            | 24,000  | -  |      |      |      |      |      |
| 127 | 271   | 3/4 Sideroad Sunnidale         | Concession 6 Sunnidale             | Concession 5 Sunnidale                     | Asphalt                  | 1000-1999          | 8                           | Mtce Crack Sealing               | 27,600                   |                    | 27,600                            | 27,600  | -  |      |      |      |      |      |
| 128 | 870   | 36/37 Sideroad Nottawasaga     | County Road 124                    | Townley Street                             | Asphalt                  | 1000-1999          | 8                           | Mtce Crack Sealing               | 2,400                    |                    | 2,400                             | 2,400   | -  |      |      |      |      |      |
| 129 | 947   | Batteaux Road                  | Townley Street                     | 492m East of Townley Street                | Asphalt                  | 1000-1999          | 8                           | Mtce Crack Sealing               | 9,800                    |                    | 9,800                             | 9,800   | -  |      |      |      |      |      |
| 130 | 845   | Batteaux Road                  | 492m East of Townley Street        | Concession 6 North Nottawasaga             | Asphalt                  | 1000-1999          | 8                           | Mtce Crack Sealing               | 43,400                   |                    | 43,400                            | 43,400  | -  |      |      |      |      |      |
| 131 | 358   | Cherry Street                  | Charles Street                     | Highway 26                                 | Asphalt                  | 1000-1999          | 8                           | Mtce Crack Sealing               | 2,300                    |                    | 2,300                             | 2,300   | -  |      |      |      |      |      |
| 132 | 444   | Cherry Street                  | Jane Street                        | Superior Street                            | Asphalt                  | 1000-1999          | 8                           | Mtce Crack Sealing               | 2,400                    |                    | 2,400                             | 2,400   | -  |      |      |      |      |      |
| 133 | 492   | Cherry Street                  | Eliza Street                       | Sunnidale Street                           | Asphalt                  | 1000-1999          | 8                           | Mtce Crack Sealing               | 1,400                    |                    | 1,400                             | 1,400   | -  |      |      |      |      |      |
| 134 | 496   | Cherry Street                  | Superior Street                    | Charles Street                             | Asphalt                  | 1000-1999          | 8                           | Mtce Crack Sealing               | 2,500                    |                    | 2,500                             | 2,500   | -  |      |      |      |      |      |
| 135 | 843   | Collingwood-Clearview Townline | Oslerview Drive                    | Poplar Sideroad                            | Asphalt                  | 1000-1999          | 8                           | Mtce Crack Sealing               | 10,200                   |                    | 10,200                            | 10,200  | -  |      |      |      |      |      |
| 136 | 844   | Collingwood-Clearview Townline | Poplar Sideroad                    | Angus Drive                                | Asphalt                  | 1000-1999          | 8                           | Mtce Crack Sealing               | 4,500                    |                    | 4,500                             | 4,500   | -  |      |      |      |      |      |
| 137 | 865   | Collingwood-Clearview Townline | Orchard Lane                       | Oslerview Drive                            | Asphalt                  | 1000-1999          | 8                           | Mtce Crack Sealing               | 4,600                    |                    | 4,600                             | 4,600   | -  |      |      |      |      |      |
| 138 | 361   | Concession 12 Sunnidale        | 12/13 Sideroad North Sunnidale     | 15/16 Sideroad North Sunnidale             | Surface Treatment        | 1000-1999          | 8                           | Mtce Slurry Seal                 | 28,900                   |                    | 28,900                            | 28,900  | -  |      |      |      |      |      |
| 139 | 564   | Concession 6 North Nottawasaga | 668m of 27/28 Sideroad Nottawasaga | 30/31 Sideroad Nottawasaga                 | Asphalt                  | 1000-1999          | 8                           | Mtce Crack Sealing               | 22,500                   |                    | 22,500                            | 22,500  | -  |      |      |      |      |      |
| 140 | 696   | Concession 6 North Nottawasaga | 36/37 Sideroad                     | Batteaux Road                              | Asphalt                  | 1000-1999          | 8                           | Mtce Crack Sealing               | 8,200                    |                    | 8,200                             | 8,200   | -  |      |      |      |      |      |
| 141 | 885   | Concession 6 North Nottawasaga | 36/37 Sideroad Nottawasaga         | Regent Street                              | Asphalt                  | 1000-1999          | 8                           | Mtce Crack Sealing               | 15,500                   |                    | 15,500                            | 15,500  | -  |      |      |      |      |      |
| 142 | 889   | Concession 6 North Nottawasaga | Regent Street                      | Poplar Sideroad                            | Asphalt                  | 1000-1999          | 8                           | Mtce Crack Sealing               | 21,300                   |                    | 21,300                            | 21,300  | -  |      |      |      |      |      |
| 143 | 943   | Concession 6 North Nottawasaga | 27/28 Sideroad Nottawasaga         | 668m of 27/28 Sideroad Nottawasaga         | Asphalt                  | 1000-1999          | 8                           | Mtce Crack Sealing               | 13,400                   |                    | 13,400                            | 13,400  | -  |      |      |      |      |      |
| 144 | 647   | Fairgrounds Road S             | 18/19 Sideroad Nottawasaga         | 15/16 Sideroad Nottawasaga                 | Asphalt                  | 1000-1999          | 8                           | Mtce Crack Sealing               | 36,500                   |                    | 36,500                            | 36,500  | -  |      |      |      |      |      |
| 145 | 656   | Fairgrounds Road S             | 165m North of County Road 9        | 570m North of County Road 9                | Asphalt                  | 1000-1999          | 8                           | Mtce Crack Sealing               | 8,100                    |                    | 8,100                             | 8,100   | -  |      |      |      |      |      |
| 146 | 85    | Grey Road 19                   | Angus Drive                        | Grey County Road 19                        | Asphalt                  | 1000-1999          | 8                           | Mtce Crack Sealing               | 7,700                    |                    | 7,700                             | 7,700   | -  |      |      |      |      |      |
| 147 | 324   | Huron Street                   | Charles Street                     | John Street                                | Asphalt                  | 1000-1999          | 8                           | Mtce Crack Sealing               | 2,400                    |                    | 2,400                             | 2,400   | -  |      |      |      |      |      |
| 148 | 465   | Phillips Street                | Highway 26                         | 247m North of Sunnidale Street             | Asphalt                  | 1000-1999          | 8                           | Mtce Crack Sealing               | 1,500                    |                    | 1,500                             | 1,500   | -  |      |      |      |      |      |
| 149 | 940   | Phillips Street                | 122m North of Sunnidale Street     | Sunnidale Street                           | Asphalt                  | 1000-1999          | 8                           | Mtce Crack Sealing               | 2,400                    |                    | 2,400                             | 2,400   | -  |      |      |      |      |      |
| 150 | 940A  | Phillips Street                | 247m North of Sunnidale Street     | 122m North of Sunnidale Street             | Asphalt                  | 1000-1999          | 8                           | Mtce Crack Sealing               | 2,500                    |                    | 2,500                             | 2,500   | -  |      |      |      |      |      |

TOWNSHIP OF CLEARVIEW  
ROAD AND BRIDGE NEEDS STUDY 2019 - 2023  
FIVE YEAR CRACK SEALING PROGRAM

APPENDIX G

|     | C     | E                              | F                                 | G  | AD                       | BL                 | BN                          | BQ                               | BS                       | BT                 | BU                                | BV  | BW   | BX   | BY   | BZ   | CA   | CB   |
|-----|-------|--------------------------------|-----------------------------------|--|--------------------------|--------------------|-----------------------------|----------------------------------|--------------------------|--------------------|-----------------------------------|---|--|------|------|------|------|------|
| 1   | GisID | Road Name                      | From                              | To   | Surface Material<br>2018 | AADT Range<br>2018 | Condition<br>Rating<br>2018 | Proposed Improvement Description | Improvement<br>Cost (\$) | Other Cost<br>(\$) | Total<br>Improvement<br>Cost (\$) | Township<br>Share<br>Improvement<br>Cost (\$) | Developer<br>Share<br>Improvement<br>Cost (\$) | 2019 | 2020 | 2021 | 2022 | 2023 |
| 151 | 421   | Sunnidale Street               | Phillips Street                   | Sidell Drive                               | Asphalt                  | 1000-1999          | 8                           | Mtce Crack Sealing               | 20,000                   |                    | 20,000                            | 20,000  | -  |      |      |      |      |      |
| 152 | 553   | Sunnidale Street               | Sidell Drive                      | Centre Line Road                           | Asphalt                  | 1000-1999          | 8                           | Mtce Crack Sealing               | 4,600                    |                    | 4,600                             | 4,600   | -  |      |      |      |      |      |
| 153 | 84    | Sunnidale-Tosorontio Townline  | 575m East of McCarthy Drive       | 1294m East of McCarthy Drive               | Asphalt                  | 1000-1999          | 8                           | Mtce Crack Sealing               | 14,400                   |                    | 14,400                            | 14,400  | -  |      |      |      |      |      |
| 154 | 90    | Sunnidale-Tosorontio Townline  | 1294m East of McCarthy Drive      | County Road 10                             | Asphalt                  | 1000-1999          | 8                           | Mtce Crack Sealing               | 7,200                    |                    | 7,200                             | 7,200   | -  |      |      |      |      |      |
| 155 | 520   | Sunnidale-Tosorontio Townline  | McCarthy Drive                    | 575m East of McCarthy Drive                | Asphalt                  | 1000-1999          | 8                           | Mtce Crack Sealing               | 11,500                   |                    | 11,500                            | 11,500  | -  |      |      |      |      |      |
| 156 | 408   | Locke Avenue                   | Highway 26                        | Jonathan Court                             | Asphalt                  | 500-999            | 8                           | Mtce Crack Sealing               | 4,400                    |                    | 4,400                             | 4,400   | -  |      |      |      |      |      |
| 157 | 432   | 33/34 Sideroad Nottawasaga     | Blue Mountains-Clearview Townline | Concession 10 North Nottawasaga            | Asphalt                  | 500-999            | 8                           | Mtce Crack Sealing               | 27,800                   |                    | 27,800                            | 27,800  | -  |      |      |      |      |      |
| 158 | 433   | 33/34 Sideroad Nottawasaga     | Concession 11 North Nottawasaga   | Concession 10 North Nottawasaga            | Asphalt                  | 500-999            | 8                           | Mtce Crack Sealing               | 27,200                   |                    | 27,200                            | 27,200  | -  |      |      |      |      |      |
| 159 | 828   | 36/37 Sideroad Nottawasaga     | Concession 6 North Nottawasaga    | Townley Street                             | Asphalt                  | 500-999            | 8                           | Mtce Crack Sealing               | 54,200                   |                    | 54,200                            | 54,200  | -  |      |      |      |      |      |
| 160 | 82    | Caroline Street E              | Caroline Street E                 | Library Street                             | Asphalt                  | 500-999            | 8                           | Mtce Crack Sealing               | 2,100                    |                    | 2,100                             | 2,100   | -  |      |      |      |      |      |
| 161 | 831   | Concession 6 South Nottawasaga | County Road 91                    | 21/22 Sideroad Nottawasaga                 | Asphalt                  | 500-999            | 8                           | Mtce Crack Sealing               | 36,600                   |                    | 36,600                            | 36,600  | -  |      |      |      |      |      |
| 162 | 513   | Concession 6 Sunnidale         | 6/7 Sideroad Sunnidale            | 3/4 Sideroad Sunnidale                     | Asphalt                  | 500-999            | 8                           | Mtce Crack Sealing               | 36,700                   |                    | 36,700                            | 36,700  | -  |      |      |      |      |      |
| 163 | 221   | Mary Street                    | Caroline Street East              | Elizabeth Street East                      | Asphalt                  | 500-999            | 8                           | Mtce Crack Sealing               | 2,400                    |                    | 2,400                             | 2,400   | -  |      |      |      |      |      |
| 164 | 399   | Mary Street                    | Francis Street East               | Caroline Street East                       | Asphalt                  | 500-999            | 8                           | Mtce Crack Sealing               | 2,400                    |                    | 2,400                             | 2,400   | -  |      |      |      |      |      |
| 165 | 333   | North Street                   | Stayner Street                    | Eric Street                                | Asphalt                  | 500-999            | 8                           | Mtce Crack Sealing               | 1,600                    |                    | 1,600                             | 1,600   | -  |      |      |      |      |      |
| 166 | 613   | Riverside Drive                | Concession 6 South Nottawasaga    | County Road 9                              | Asphalt                  | 500-999            | 8                           | Mtce Crack Sealing               | 17,400                   |                    | 17,400                            | 17,400  | -  |      |      |      |      |      |
| 167 | 213   | Warrington Road                | 190m Se of Eliza Street           | Fletcher Street                            | Asphalt                  | 500-999            | 8                           | Mtce Crack Sealing               | 19,100                   |                    | 19,100                            | 19,100  | -  |      |      |      |      |      |
| 168 | 354   | Warrington Road                | 21/22 Sideroad Nottawasaga        | Fletcher Street                            | Asphalt                  | 500-999            | 8                           | Mtce Crack Sealing               | 8,400                    |                    | 8,400                             | 8,400   | -  |      |      |      |      |      |
| 169 | 265   | Caroline Street E              | Mill Street                       | Caroline Street E                          | Asphalt                  | 500-999            | 8                           | Mtce Crack Sealing               | 1,800                    |                    | 1,800                             | 1,800   | -  |      |      |      |      |      |
| 170 | 807   | 36/37 Sideroad Nottawasaga     | Concession 10 North Nottawasaga   | 2300m East of Concession 10 North Nottawas | Asphalt                  | 500-999            | 8                           | Mtce Crack Sealing               | 46,000                   |                    | 46,000                            | 46,000  | -  |      |      |      |      |      |
| 171 | 263   | Elizabeth Street E             | Library Street                    | Mary Street                                | Asphalt                  | 200-499            | 8                           | Mtce Crack Sealing               | 4,500                    |                    | 4,500                             | 4,500   | -  |      |      |      |      |      |
| 172 | 275   | 3/4 Sideroad Nottawasaga       | 100m E of County Road 42          | Centre Line Road                           | Asphalt                  | 200-499            | 8                           | Mtce Crack Sealing               | 53,200                   |                    | 53,200                            | 53,200  | -  |      |      |      |      |      |
| 173 | 918   | 3/4 Sideroad Nottawasaga       | County Road 42                    | 100m E of County Road 42                   | Asphalt                  | 200-499            | 8                           | Mtce Crack Sealing               | 2,000                    |                    | 2,000                             | 2,000   | -  |      |      |      |      |      |
| 174 | 220   | Caroline Street E              | Library Street                    | Mary Street                                | Asphalt                  | 200-499            | 8                           | Mtce Crack Sealing               | 4,400                    |                    | 4,400                             | 4,400   | -  |      |      |      |      |      |
| 175 | 676   | Collingwood Street             | County Road 9                     | Johnston Street                            | Asphalt                  | 200-499            | 8                           | Mtce Crack Sealing               | 2,300                    |                    | 2,300                             | 2,300   | -  |      |      |      |      |      |
| 176 | 621   | Collingwood Street             | Caroline Street W                 | Francis Street W                           | Asphalt                  | 200-499            | 8                           | Mtce Crack Sealing               | 2,500                    |                    | 2,500                             | 2,500   | -  |      |      |      |      |      |
| 177 | 625   | Collingwood Street             | Johnson Street                    | King Street                                | Asphalt                  | 200-499            | 8                           | Mtce Crack Sealing               | 2,000                    |                    | 2,000                             | 2,000   | -  |      |      |      |      |      |
| 178 | 667   | Collingwood Street             | Wellington Street West            | Francis Street West                        | Asphalt                  | 200-499            | 8                           | Mtce Crack Sealing               | 2,400                    |                    | 2,400                             | 2,400   | -  |      |      |      |      |      |
| 179 | 834   | Collingwood Street             | King Street                       | Wellington Street West                     | Asphalt                  | 200-499            | 8                           | Mtce Crack Sealing               | 1,300                    |                    | 1,300                             | 1,300   | -  |      |      |      |      |      |
| 180 | 645   | Concession 7 Sunnidale         | 3/4 Sideroad Sunnidale            | Centre Line Road                           | Asphalt                  | 200-499            | 8                           | Mtce Crack Sealing               | 36,800                   |                    | 36,800                            | 36,800  | -  |      |      |      |      |      |
| 181 | 842   | Concession 8 South Nottawasaga | 15/16 Sideroad Nottawasaga        | 12/13 Sideroad Nottawasaga                 | Asphalt                  | 200-499            | 8                           | Mtce Crack Sealing               | 37,500                   |                    | 37,500                            | 37,500  | -  |      |      |      |      |      |
| 182 | 305   | Dominion Drive                 | Datas Drive                       | Kathleen Crescent                          | Asphalt                  | 200-499            | 8                           | Mtce Crack Sealing               | 1,200                    |                    | 1,200                             | 1,200   | -  |      |      |      |      |      |
| 183 | 362   | Dominion Drive                 | Datas Drive                       | Hamilton Drive                             | Asphalt                  | 200-499            | 8                           | Mtce Crack Sealing               | 1,500                    |                    | 1,500                             | 1,500   | -  |      |      |      |      |      |
| 184 | 397   | Dominion Drive                 | SiMcOe Street                     | Kathleen Crescent                          | Asphalt                  | 200-499            | 8                           | Mtce Crack Sealing               | 3,400                    |                    | 3,400                             | 3,400   | -  |      |      |      |      |      |
| 185 | 512   | Dominion Drive                 | Weir Street                       | Highway 26                                 | Asphalt                  | 200-499            | 8                           | Mtce Crack Sealing               | 1,300                    |                    | 1,300                             | 1,300   | -  |      |      |      |      |      |
| 186 | 109   | Edward Street E                | Library Street                    | Mill Street                                | Asphalt                  | 200-499            | 8                           | Mtce Crack Sealing               | 4,500                    |                    | 4,500                             | 4,500   | -  |      |      |      |      |      |
| 187 | 250   | Edward Street E                | Library Street                    | Mary Street                                | Asphalt                  | 200-499            | 8                           | Mtce Crack Sealing               | 4,500                    |                    | 4,500                             | 4,500   | -  |      |      |      |      |      |
| 188 | 929   | Edward Street E                | Mary Street                       | 197m East of Mary Street                   | Asphalt                  | 200-499            | 8                           | Mtce Crack Sealing               | 3,900                    |                    | 3,900                             | 3,900   | -  |      |      |      |      |      |
| 189 | 103   | Edward Street W                | Mill Street                       | Langtry Street                             | Asphalt                  | 200-499            | 8                           | Mtce Crack Sealing               | 2,300                    |                    | 2,300                             | 2,300   | -  |      |      |      |      |      |
| 190 | 203   | Elizabeth Street W             | Collingwood Street                | Mill Street                                | Asphalt                  | 200-499            | 8                           | Mtce Crack Sealing               | 5,400                    |                    | 5,400                             | 5,400   | -  |      |      |      |      |      |
| 191 | 222   | Francis Street E               | Mill Street                       | Library Street                             | Asphalt                  | 200-499            | 8                           | Mtce Crack Sealing               | 3,600                    |                    | 3,600                             | 3,600   | -  |      |      |      |      |      |
| 192 | 160   | Lamers Road                    | Lamers Crescent                   | Lamers Crescent                            | Asphalt                  | 200-499            | 8                           | Mtce Crack Sealing               | 4,400                    |                    | 4,400                             | 4,400   | -  |      |      |      |      |      |
| 193 | 440   | Lamers Road                    | County Road 9                     | Lamers Crescent                            | Asphalt                  | 200-499            | 8                           | Mtce Crack Sealing               | 2,200                    |                    | 2,200                             | 2,200   | -  |      |      |      |      |      |
| 194 | 259   | Louisa Street                  | Kirkwood Drive                    | Park Drive                                 | Asphalt                  | 200-499            | 8                           | Mtce Crack Sealing               | 1,300                    |                    | 1,300                             | 1,300   | -  |      |      |      |      |      |
| 195 | 365   | Louisa Street                  | McCrea Drive                      | Park Drive                                 | Asphalt                  | 200-499            | 8                           | Mtce Crack Sealing               | 1,300                    |                    | 1,300                             | 1,300   | -  |      |      |      |      |      |
| 196 | 426   | Louisa Street                  | Hill Street                       | Kirkwood Drive                             | Asphalt                  | 200-499            | 8                           | Mtce Crack Sealing               | 1,300                    |                    | 1,300                             | 1,300   | -  |      |      |      |      |      |
| 197 | 264   | Spruce Street                  | Country Lane                      | Valleyfield Crescent                       | Asphalt                  | 200-499            | 8                           | Mtce Crack Sealing               | 3,500                    |                    | 3,500                             | 3,500   | -  |      |      |      |      |      |
| 198 | 476   | Concession 7 Sunnidale         | 3/4 Sideroad Sunnidale            | 1170m East of 3/4 Sideroad Sunnidale       | Asphalt                  | 200-499            | 8                           | Mtce Crack Sealing               | 23,400                   |                    | 23,400                            | 23,400  | -  |      |      |      |      |      |
| 199 | 479   | Concession 8 South Nottawasaga | 9/10 Sideroad Nottawasaga         | Concession 8 South Nottawasaga             | Asphalt                  | 200-499            | 8                           | Mtce Crack Sealing               | 4,800                    |                    | 4,800                             | 4,800   | -  |      |      |      |      |      |
| 200 | 609   | Concession 8 South Nottawasaga | Concession 8 South Nottawasaga    | 9/10 Sideroad Nottawasaga                  | Asphalt                  | 200-499            | 8                           | Mtce Crack Sealing               | 8,400                    |                    | 8,400                             | 8,400   | -  |      |      |      |      |      |
| 201 | 805   | Concession 8 South Nottawasaga | Concession 8 South Nottawasaga    | 9/10 Sideroad Nottawasaga                  | Asphalt                  | 200-499            | 8                           | Mtce Crack Sealing               | 10,500                   |                    | 10,500                            | 10,500  | -  |      |      |      |      |      |
| 202 | 923   | Concession 8 South Nottawasaga | 9/10 Sideroad Nottawasaga         | 524m South of 9/10 Sideroad Nottawasaga    | Asphalt                  | 200-499            | 8                           | Mtce Crack Sealing               | 5,000                    |                    | 5,000                             | 5,000   | -  |      |      |      |      |      |
| 203 | 691   | 30/31 Sideroad Nottawasaga     | County Road 124                   | East End                                   | Asphalt                  | 50-199             | 8                           | Mtce Crack Sealing               | 5,000                    |                    | 5,000                             | 5,000   | -  |      |      |      |      |      |
| 204 | 820   | Blackburn Avenue               | Wagner Road                       | Gleason Road                               | Asphalt                  | 50-199             | 8                           | Mtce Crack Sealing               | 7,500                    |                    | 7,500                             | 7,500   | -  |      |      |      |      |      |
| 205 | 900   | Blackburn Avenue               | Gleason Road                      | East End                                   | Asphalt                  | 50-199             | 8                           | Mtce Crack Sealing               | 2,300                    |                    | 2,300                             | 2,300   | -  |      |      |      |      |      |
| 206 | 266   | Caroline Street E              | Caroline Street East              | Library Street                             | Asphalt                  | 50-199             | 8                           | Mtce Crack Sealing               | 2,600                    |                    | 2,600                             | 2,600   | -  |      |      |      |      |      |
| 207 | 661   | Donald Avenue                  | McKean Boulevard                  | East End                                   | Asphalt                  | 50-199             | 8                           | Mtce Crack Sealing               | 8,500                    |                    | 8,500                             | 8,500   | -  |      |      |      |      |      |
| 208 | 869   | Donald Avenue                  | Wagner Road                       | McKean Boulevard                           | Asphalt                  | 50-199             | 8                           | Mtce Crack Sealing               | 4,400                    |                    | 4,400                             | 4,400   | -  |      |      |      |      |      |
| 209 | 398   | Francis Street E               | Library Street                    | Mary Street                                | Asphalt                  | 50-199             | 8                           | Mtce Crack Sealing               | 2,600                    |                    | 2,600                             | 2,600   | -  |      |      |      |      |      |
| 210 | 690   | Homestead Drive                | Parkland Drive                    | Poplar Sideroad                            | Asphalt                  | 50-199             | 8                           | Mtce Crack Sealing               | 3,800                    |                    | 3,800                             | 3,800   | -  |      |      |      |      |      |
| 211 | 317   | Jane Street                    | Warrington Road                   | Cherry Street                              | Asphalt                  | 50-199             | 8                           | Mtce Crack Sealing               | 5,400                    |                    | 5,400                             | 5,400   | -  |      |      |      |      |      |
| 212 | 674   | Johnston Street                | Collingwood Street                | Mill Street                                | Asphalt                  | 50-199             | 8                           | Mtce Crack Sealing               | 2,100                    |                    | 2,100                             | 2,100   | -  |      |      |      |      |      |
| 213 | 159   | Lamers Crescent                | Templeton Drive                   | Lamers Road                                | Asphalt                  | 50-199             | 8                           | Mtce Crack Sealing               | 2,500                    |                    | 2,500                             | 2,500   | -  |      |      |      |      |      |
| 214 | 464   | Library Street                 | Elizabeth Street East             | Edward Street East                         | Asphalt                  | 50-199             | 8                           | Mtce Crack Sealing               | 6,700                    |                    | 6,700                             | 6,700   | -  |      |      |      |      |      |
| 215 | 658   | McKean Boulevard               | Gleason Road                      | Donald Ave                                 | Asphalt                  | 50-199             | 8                           | Mtce Crack Sealing               | 5,100                    |                    | 5,100                             | 5,100   | -  |      |      |      |      |      |
| 216 | 901   | McKean Boulevard               | Wagner Road                       | Gleason Road                               | Asphalt                  | 50-199             | 8                           | Mtce Crack Sealing               | 2,000                    |                    | 2,000                             | 2,000   | -  |      |      |      |      |      |
| 217 | 986   | Meadowlark Way                 | Grey Road 19                      | Windrose Valley Boulevard                  | Asphalt                  | 50-199             | 8                           | Mtce Crack Sealing               | 3,800                    |                    | 3,800                             | 3,800   | -  |      |      |      |      |      |
| 218 | 988   | Meadowlark Way                 | Windrose Valley Boulevard         | Raintree Court                             | Asphalt                  | 50-199             | 8                           | Mtce Crack Sealing               | 9,100                    |                    | 9,100                             | 9,100   | -  |      |      |      |      |      |
| 219 | 990   | Meadowlark Way                 | Raintree Court                    | South End                                  | Asphalt                  | 50-199             | 8                           | Mtce Crack Sealing               | 9,500                    |                    | 9,500                             | 9,500   | -  |      |      |      |      |      |
| 220 | 320   | Michael Street                 | Sunnidale - Tosorontio Townline   | North End                                  | Asphalt                  | 50-199             | 8                           | Mtce Crack Sealing               | 2,400                    |                    | 2,400                             | 2,400   | -  |      |      |      |      |      |
| 221 | 659   | Queen Street                   | County Road 124                   | Townley Street                             | Asphalt                  | 50-199             | 8                           | Mtce Crack Sealing               | 7,300                    |                    | 7,300                             | 7,300   | -  |      |      |      |      |      |
| 222 | 989   | Raintree Court                 | Meadowlark Way                    | South End                                  | Asphalt                  | 50-199             | 8                           | Mtce Crack Sealing               | 7,500                    |                    | 7,500                             | 7,500   | -  |      |      |      |      |      |
| 223 | 194   | Ringtail Crescent              | Whitetail Drive                   | Concession 5 Sunnidale                     | Asphalt                  | 50-199             | 8                           | Mtce Crack Sealing               | 7,800                    |                    | 7,800                             | 7,800   | -  |      |      |      |      |      |
| 224 | 660   | Townley Street                 | Queen Street                      | McKean Boulevard                           | Asphalt                  | 50-199             | 8                           | Mtce Crack Sealing               |                          |                    |                                   |   | -  |      |      |      |      |      |

**TOWNSHIP OF CLEARVIEW  
ROAD AND BRIDGE NEEDS STUDY 2019 - 2023  
FIVE YEAR CRACK SEALING PROGRAM**

|     | C     | E                              | F  | G  | AD                       | BL                 | BN                          | BQ                               | BS                       | BT                 | BU                                | BV  | BW   | BX   | BY   | BZ   | CA   | CB   |
|-----|-------|--------------------------------|--|--|--------------------------|--------------------|-----------------------------|----------------------------------|--------------------------|--------------------|-----------------------------------|---|--|------|------|------|------|------|
| 1   | GisID | Road Name                      | From                                     | To                                       | Surface Material<br>2018 | AADT Range<br>2018 | Condition<br>Rating<br>2018 | Proposed Improvement Description | Improvement<br>Cost (\$) | Other Cost<br>(\$) | Total<br>Improvement<br>Cost (\$) | Township<br>Share<br>Improvement<br>Cost (\$) | Developer<br>Share<br>Improvement<br>Cost (\$) | 2019 | 2020 | 2021 | 2022 | 2023 |
| 225 | 833   | Townley Street                 | Queen Street                             | Batteaux Road                            | Asphalt                  | 50-199             | 8                           | Mtce Crack Sealing               | 4,000                    |                    | 4,000                             | 4,000   | -  |      |      |      |      |      |
| 226 | 871   | Townley Street                 | 36/37 Sideroad Nottawasaga               | Batteaux Road                            | Asphalt                  | 50-199             | 8                           | Mtce Crack Sealing               | 5,000                    |                    | 5,000                             | 5,000   | -  |      |      |      |      |      |
| 227 | 862   | Wagner Road                    | McKean Boulevard                         | Donald Avenue                            | Asphalt                  | 50-199             | 8                           | Mtce Crack Sealing               | 3,900                    |                    | 3,900                             | 3,900   | -  |      |      |      |      |      |
| 228 | 88    | Wellington Street E            | Mary Street                              | Library Street                           | Asphalt                  | 50-199             | 8                           | Mtce Crack Sealing               | 4,500                    |                    | 4,500                             | 4,500   | -  |      |      |      |      |      |
| 229 | 402   | Wellington Street E            | Mill Street                              | Library Street                           | Asphalt                  | 50-199             | 8                           | Mtce Crack Sealing               | 3,300                    |                    | 3,300                             | 3,300   | -  |      |      |      |      |      |
| 230 | 987   | Windrose Valley Boulevard      | Meadowlark Way                           | Sixth Street                             | Asphalt                  | 50-199             | 8                           | Mtce Crack Sealing               | 7,700                    |                    | 7,700                             | 7,700   | -  |      |      |      |      |      |
| 231 | 1019  | Osprey-Clearview Townline      | County Road 31                           | Eagle Crescent                           | Asphalt                  | 50-199             | 8                           | Mtce Crack Sealing               | 19,100                   |                    | 19,100                            | 19,100  | -  |      |      |      |      |      |
| 232 | 857   | Buist Street                   | Mountain View Court                      | West End                                 | Asphalt                  | 0-49               | 8                           | Mtce Crack Sealing               | 1,400                    |                    | 1,400                             | 1,400   | -  |      |      |      |      |      |
| 233 | 877   | Buist Street                   | Melville Street                          | County Road 124                          | Asphalt                  | 0-49               | 8                           | Mtce Crack Sealing               | 2,500                    |                    | 2,500                             | 2,500   | -  |      |      |      |      |      |
| 234 | 899   | Buist Street                   | County Road 124                          | 240m W. of County Road 124               | Asphalt                  | 0-49               | 8                           | Mtce Crack Sealing               | 1,000                    |                    | 1,000                             | 1,000   | -  |      |      |      |      |      |
| 235 | 190   | Cherry Street                  | Eliza Street                             | Mowat Street S                           | Asphalt                  | 0-49               | 8                           | Mtce Crack Sealing               | 1,500                    |                    | 1,500                             | 1,500   | -  |      |      |      |      |      |
| 236 | 518   | Collingwood-Clearview Townline | 30/31 Sideroad Nottawasaga               | North End                                | Gravel                   | 0-49               | 8                           | Mtce Crack Sealing               | 8,300                    |                    | 8,300                             | 8,300   | -  |      |      |      |      |      |
| 237 | 887   | Concession 7 North Nottawasaga | Poplar Sideroad                          | 75m S of Poplar Sideroad                 | Asphalt                  | 0-49               | 8                           | Mtce Crack Sealing               | 1,500                    |                    | 1,500                             | 1,500   | -  |      |      |      |      |      |
| 238 | 916   | Francis Street West            | Mill St                                  | West End                                 | Asphalt                  | 0-49               | 8                           | Mtce Crack Sealing               | 1,200                    |                    | 1,200                             | 1,200   | -  |      |      |      |      |      |
| 239 | 394   | Lamont Court                   | Stayner Street                           | East End                                 | Asphalt                  | 0-49               | 8                           | Mtce Crack Sealing               | 3,100                    |                    | 3,100                             | 3,100   | -  |      |      |      |      |      |
| 240 | 106   | Mary Street                    | George Street                            | South End                                | Asphalt                  | 0-49               | 8                           | Mtce Crack Sealing               | 5,300                    |                    | 5,300                             | 5,300   | -  |      |      |      |      |      |
| 241 | 623   | Melville Street                | County Road 124                          | 85m West of County Road 124              | Asphalt                  | 0-49               | 8                           | Mtce Crack Sealing               | 1,700                    |                    | 1,700                             | 1,700   | -  |      |      |      |      |      |
| 242 | 662   | Melville Street                | Queen Street                             | 220 North of Queen Street                | Asphalt                  | 0-49               | 8                           | Mtce Crack Sealing               | 4,400                    |                    | 4,400                             | 4,400   | -  |      |      |      |      |      |
| 243 | 867   | Melville Street                | Queen Street                             | Buist Street                             | Asphalt                  | 0-49               | 8                           | Mtce Crack Sealing               | 3,700                    |                    | 3,700                             | 3,700   | -  |      |      |      |      |      |
| 244 | 908   | Mighton Court                  | Highway 26                               | North End                                | Asphalt                  | 0-49               | 8                           | Mtce Crack Sealing               | 6,000                    |                    | 6,000                             | 6,000   | -  |      |      |      |      |      |
| 245 | 858   | Mountain View Court            | Buist Street                             | South End                                | Asphalt                  | 0-49               | 8                           | Mtce Crack Sealing               | 2,900                    |                    | 2,900                             | 2,900   | -  |      |      |      |      |      |
| 246 | 868   | Queen Street                   | County Road 124                          | Melville Street                          | Asphalt                  | 0-49               | 8                           | Mtce Crack Sealing               | 2,400                    |                    | 2,400                             | 2,400   | -  |      |      |      |      |      |
| 247 | 604   | Sydenham Trail W               | County Road 124                          | 724m West of County Road 124             | Asphalt                  | 0-49               | 8                           | Mtce Crack Sealing               | 14,500                   |                    | 14,500                            | 14,500  | -  |      |      |      |      |      |
| 248 | 199   | Vancise Court                  | 33/34 Sideroad Nottawasaga               | Vancise Court                            | Asphalt                  | 0-49               | 8                           | Mtce Crack Sealing               | 1,100                    |                    | 1,100                             | 1,100   | -  |      |      |      |      |      |
| 249 | 903   | Vancise Court                  | Vancies Court                            | West End                                 | Asphalt                  | 0-49               | 8                           | Mtce Crack Sealing               | 1,400                    |                    | 1,400                             | 1,400   | -  |      |      |      |      |      |
| 250 | 904   | Vancise Court                  | Vancise Court                            | East End                                 | Asphalt                  | 0-49               | 8                           | Mtce Crack Sealing               | 2,100                    |                    | 2,100                             | 2,100   | -  |      |      |      |      |      |
| 251 | 1009  | County Road 42                 | 175m South of Margaret Street            | 515m South of Margaret Street            | Asphalt                  | 8000-9999          | 9                           | Mtce Crack Sealing               | 6,800                    |                    | 6,800                             | 6,800   | -  |      |      |      |      |      |
| 252 | 1011  | County Road 91                 | 190m W of County Road 124                | Concession 10 North Nottawasaga          | Asphalt                  | 5000-5999          | 9                           | Mtce Crack Sealing               | 48,400                   |                    | 48,400                            | 48,400  | -  |      |      |      |      |      |
| 253 | 451   | Huron Street                   | Gideon Street                            | Highway 26                               | Asphalt                  | 2000-2999          | 9                           | Mtce Crack Sealing               | 1,300                    |                    | 1,300                             | 1,300   | -  |      |      |      |      |      |
| 254 | 87    | Mill Street                    | King Street                              | Wellington Street West                   | Asphalt                  | 2000-2999          | 9                           | Mtce Crack Sealing               | 1,300                    |                    | 1,300                             | 1,300   | -  |      |      |      |      |      |
| 255 | 91    | Mill Street                    | Nelson Street                            | King Street                              | Asphalt                  | 2000-2999          | 9                           | Mtce Crack Sealing               | 1,100                    |                    | 1,100                             | 1,100   | -  |      |      |      |      |      |
| 256 | 219   | Mill Street                    | Caroline Street West                     | Francis Street West                      | Asphalt                  | 2000-2999          | 9                           | Mtce Crack Sealing               | 2,400                    |                    | 2,400                             | 2,400   | -  |      |      |      |      |      |
| 257 | 262   | Mill Street                    | Caroline Street West                     | Elizabeth Street West                    | Asphalt                  | 2000-2999          | 9                           | Mtce Crack Sealing               | 2,500                    |                    | 2,500                             | 2,500   | -  |      |      |      |      |      |
| 258 | 400   | Mill Street                    | Wellington Street West                   | Francis Street West                      | Asphalt                  | 2000-2999          | 9                           | Mtce Crack Sealing               | 2,500                    |                    | 2,500                             | 2,500   | -  |      |      |      |      |      |
| 259 | 675   | Mill Street                    | Johnson Street                           | Nelson Street                            | Asphalt                  | 2000-2999          | 9                           | Mtce Crack Sealing               | 900                      |                    | 900                               | 900   | -  |      |      |      |      |      |
| 260 | 678   | Mill Street                    | County Road 9                            | Johnston Street                          | Asphalt                  | 2000-2999          | 9                           | Mtce Crack Sealing               | 2,300                    |                    | 2,300                             | 2,300   | -  |      |      |      |      |      |
| 261 | 905   | 33/34 Sideroad Nottawasaga     | Vancise Court                            | 210m East of Vancise Court               | Asphalt                  | 1000-1999          | 9                           | Mtce Crack Sealing               | 4,200                    |                    | 4,200                             | 4,200   | -  |      |      |      |      |      |
| 262 | 244   | Concession 12 Sunnidale        | 12/13 Sideroad North Sunnidale           | Klondike Park Road                       | Surface Treatment        | 1000-1999          | 9                           | Mtce Crack Sealing               | 36,400                   |                    | 36,400                            | 36,400  | -  |      |      |      |      |      |
| 263 | 704   | Fairgrounds Road N             | 30/31 Sideroad Nottawasaga               | 33/34 Sideroad Nottawasaga               | Asphalt                  | 1000-1999          | 9                           | Mtce Crack Sealing               | 36,800                   |                    | 36,800                            | 36,800  | -  |      |      |      |      |      |
| 264 | 854   | Fairgrounds Road N             | 27/28 Sideroad Nottawasaga               | 30/31 Sideroad Nottawasaga               | Asphalt                  | 1000-1999          | 9                           | Mtce Crack Sealing               | 36,300                   |                    | 36,300                            | 36,300  | -  |      |      |      |      |      |
| 265 | 672   | Fairgrounds Road S             | 21/22 Sideroad Nottawasaga               | 18/19 Sideroad Nottawasaga               | Asphalt                  | 1000-1999          | 9                           | Mtce Crack Sealing               | 36,700                   |                    | 36,700                            | 36,700  | -  |      |      |      |      |      |
| 266 | 812   | Fairgrounds Road S             | 250m North of 12/13 Sideroad Nottawasaga | 15/16 Sideroad Nottawasaga               | Asphalt                  | 1000-1999          | 9                           | Mtce Crack Sealing               | 31,700                   |                    | 31,700                            | 31,700  | -  |      |      |      |      |      |
| 267 | 812A  | Fairgrounds Road S             | 12/13 Sideroad Nottawasaga               | 250m North of 12/13 Sideroad Nottawasaga | Asphalt                  | 1000-1999          | 9                           | Mtce Crack Sealing               | 5,000                    |                    | 5,000                             | 5,000   | -  |      |      |      |      |      |
| 268 | 446   | Huron Street                   | John Street                              | Gideon Street                            | Asphalt                  | 1000-1999          | 9                           | Mtce Crack Sealing               | 2,400                    |                    | 2,400                             | 2,400   | -  |      |      |      |      |      |
| 269 | 468   | Huron Street                   | Superior Street                          | Charles Street                           | Asphalt                  | 1000-1999          | 9                           | Mtce Crack Sealing               | 2,500                    |                    | 2,500                             | 2,500   | -  |      |      |      |      |      |
| 270 | 104   | Mill Street                    | Edward Street West                       | George Street                            | Asphalt                  | 1000-1999          | 9                           | Mtce Crack Sealing               | 2,300                    |                    | 2,300                             | 2,300   | -  |      |      |      |      |      |
| 271 | 204   | Mill Street                    | Elizabeth Street West                    | Edward Street West                       | Asphalt                  | 1000-1999          | 9                           | Mtce Crack Sealing               | 2,500                    |                    | 2,500                             | 2,500   | -  |      |      |      |      |      |
| 272 | 100   | Sunnidale-Tosorontio Townline  | 12/13 Sideroad Sunnidale                 | McCarthy Drive                           | Asphalt                  | 1000-1999          | 9                           | Mtce Crack Sealing               | 24,400                   |                    | 24,400                            | 24,400  | -  |      |      |      |      |      |
| 273 | 2     | Locke Avenue                   | Birchwood Boulevard                      | Scott Street                             | Asphalt                  | 500-999            | 9                           | Mtce Crack Sealing               | 3,100                    |                    | 3,100                             | 3,100   | -  |      |      |      |      |      |
| 274 | 1     | Scott Street                   | Locke Avenue                             | McCrea Drive                             | Asphalt                  | 500-999            | 9                           | Mtce Crack Sealing               | 6,200                    |                    | 6,200                             | 6,200   | -  |      |      |      |      |      |
| 275 | 431   | Scott Street                   | Saunders Street                          | McCrea Drive                             | Asphalt                  | 500-999            | 9                           | Mtce Crack Sealing               | 2,200                    |                    | 2,200                             | 2,200   | -  |      |      |      |      |      |
| 276 | 462   | Scott Street                   | Highway 26                               | Weir Street                              | Asphalt                  | 500-999            | 9                           | Mtce Crack Sealing               | 1,300                    |                    | 1,300                             | 1,300   | -  |      |      |      |      |      |
| 277 | 557   | Scott Street                   | Weir Street                              | Kirkwood Drive                           | Asphalt                  | 500-999            | 9                           | Mtce Crack Sealing               | 4,900                    |                    | 4,900                             | 4,900   | -  |      |      |      |      |      |
| 278 | 561   | Scott Street                   | Saunders Street                          | Kirkwood Drive                           | Asphalt                  | 500-999            | 9                           | Mtce Crack Sealing               | 400                      |                    | 400                               | 400   | -  |      |      |      |      |      |
| 279 | 378   | Warrington Road                | Jane Street                              | Eliza Street                             | Asphalt                  | 500-999            | 9                           | Mtce Crack Sealing               | 7,400                    |                    | 7,400                             | 7,400   | -  |      |      |      |      |      |
| 280 | 189   | Warrington Road                | Jane Street                              | Superior Street                          | Asphalt                  | 500-999            | 9                           | Mtce Crack Sealing               | 2,400                    |                    | 2,400                             | 2,400   | -  |      |      |      |      |      |
| 281 | 157   | Elizabeth Street E             | Mill Street                              | Library Street                           | Asphalt                  | 200-499            | 9                           | Mtce Crack Sealing               | 4,200                    |                    | 4,200                             | 4,200   | -  |      |      |      |      |      |
| 282 | 54    | East Street                    | Regina Street                            | Eric Street                              | Asphalt                  | 200-499            | 9                           | Mtce Crack Sealing               | 4,500                    |                    | 4,500                             | 4,500   | -  |      |      |      |      |      |
| 283 | 528   | East Street                    | Eric Street                              | Spruce Street                            | Asphalt                  | 200-499            | 9                           | Mtce Crack Sealing               | 1,100                    |                    | 1,100                             | 1,100   | -  |      |      |      |      |      |
| 284 | 391   | Louisa Street                  | Highway 26                               | Weir Street                              | Asphalt                  | 200-499            | 9                           | Mtce Crack Sealing               | 1,300                    |                    | 1,300                             | 1,300   | -  |      |      |      |      |      |
| 285 | 559   | Louisa Street                  | Hamilton Drive                           | Weir Street                              | Asphalt                  | 200-499            | 9                           | Mtce Crack Sealing               | 3,500                    |                    | 3,500                             | 3,500   | -  |      |      |      |      |      |
| 286 | 485   | Oak Street                     | Christopher Street                       | Superior Street                          | Asphalt                  | 200-499            | 9                           | Mtce Crack Sealing               | 2,400                    |                    | 2,400                             | 2,400   | -  |      |      |      |      |      |
| 287 | 682   | Side Street                    | Quebec Street                            | County Road 91                           | Asphalt                  | 200-499            | 9                           | Mtce Crack Sealing               | 2,300                    |                    | 2,300                             | 2,300   | -  |      |      |      |      |      |
| 288 | 470   | Stayner Street                 | Montreal Street                          | County Road 91                           | Asphalt                  | 200-499            | 9                           | Mtce Crack Sealing               | 2,400                    |                    | 2,400                             | 2,400   | -  |      |      |      |      |      |
| 289 | 211   | Centre Street                  | County Road 42                           | Sutherland Street                        | Asphalt                  | 200-499            | 9                           | Mtce Crack Sealing               | 2,400                    |                    | 2,400                             | 2,400   | -  |      |      |      |      |      |
| 290 | 369   | Sutherland Street S            | Centre Street                            | Aspen Ridge Drive                        | Asphalt                  | 200-499            | 9                           | Mtce Crack Sealing               | 2,300                    |                    | 2,300                             | 2,300   | -  |      |      |      |      |      |
| 291 | 165   | Centre Street                  | 175m East of Atkinson Street             | Sutherland Street                        | Asphalt                  | 200-499            | 9                           | Mtce Crack Sealing               | 2,100                    |                    | 2,100                             | 2,100   | -  |      |      |      |      |      |
| 292 | 368   | Aspen Ridge Drive              | Atkinson Street                          | Sutherland Street                        | Asphalt                  | 50-199             | 9                           | Mtce Crack Sealing               | 5,700                    |                    | 5,700                             | 5,700   | -  |      |      |      |      |      |
| 293 | 303   | Atkinson Street                | Centre Street                            | Aspen Ridge Drive                        | Asphalt                  | 50-199             | 9                           | Mtce Crack Sealing               | 2,300                    |                    | 2,300                             | 2,300   | -  |      |      |      |      |      |
| 294 | 55    | Charles Street                 | Cherry Street                            | Thomas Street                            | Asphalt                  | 50-199             | 9                           | Mtce Crack Sealing               | 2,500                    |                    | 2,500                             | 2,500   | -  |      |      |      |      |      |
| 295 | 711   | Forest Crescent                | Red Oak Trail                            | Regina Street                            | Asphalt                  | 50-199             | 9                           | Mtce Crack Sealing               | 4,300                    |                    | 4,300                             | 4,300   | -  |      |      |      |      |      |
| 296 | 902   | Gleason Road                   | Blackburn Ave                            | McKean Boulevard                         | Asphalt                  | 50-199             | 9                           | Mtce Crack Sealing               | 3,800                    |                    | 3,800                             | 3,800   | -  |      |      |      |      |      |
| 297 | 356   | John Street                    | Ontario Street                           | Highway 26                               | Asphalt                  | 50-199             | 9                           | Mtce Crack Sealing               | 2,700                    |                    | 2,700                             | 2,700   | -  |      |      |      |      |      |
| 298 | 480   | Kathleen Crescent              | SiMcOe Street                            | Dominion Drive                           | Asphalt                  | 50-199             | 9                           | Mtce Crack Sealing               | 6,500                    |                    | 6,500                             | 6,500   | -  |      |      |      |      |      |

**TOWNSHIP OF CLEARVIEW  
ROAD AND BRIDGE NEEDS STUDY 2019 - 2023  
FIVE YEAR CRACK SEALING PROGRAM**

|     | C     | E                   | F                     | G               | AD                       | BL                 | BN                          | BQ                               | BS                       | BT                 | BU                                | BV  | BW   | BX      | BY      | BZ      | CA      | CB      |
|-----|-------|---------------------|-----------------------|-----------------|--------------------------|--------------------|-----------------------------|----------------------------------|--------------------------|--------------------|-----------------------------------|---|--|---------|---------|---------|---------|---------|
| 1   | GisID | Road Name           | From                  | To              | Surface Material<br>2018 | AADT Range<br>2018 | Condition<br>Rating<br>2018 | Proposed Improvement Description | Improvement<br>Cost (\$) | Other Cost<br>(\$) | Total<br>Improvement<br>Cost (\$) | Township<br>Share<br>Improvement<br>Cost (\$) | Developer<br>Share<br>Improvement<br>Cost (\$) | 2019    | 2020    | 2021    | 2022    | 2023    |
| 299 | 425   | Kirkwood Drive      | Scott Street          | Louisa Street   | Asphalt                  | 50-199             | 9                           | Mtce Crack Sealing               | 4,500                    |                    | 4,500                             | 4,500   | -  |         |         |         |         |         |
| 300 | 306   | McCrea Drive        | Datas Drive           | Louisa Street   | Asphalt                  | 50-199             | 9                           | Mtce Crack Sealing               | 2,100                    |                    | 2,100                             | 2,100   | -  |         |         |         |         |         |
| 301 | 364   | McCrea Drive        | Scott Street          | Louisa Street   | Asphalt                  | 50-199             | 9                           | Mtce Crack Sealing               | 4,400                    |                    | 4,400                             | 4,400   | -  |         |         |         |         |         |
| 302 | 366   | McCrea Drive        | Park Drive            | Louisa Street   | Asphalt                  | 50-199             | 9                           | Mtce Crack Sealing               | 1,500                    |                    | 1,500                             | 1,500   | -  |         |         |         |         |         |
| 303 | 120   | Murray Crescent     | Birchwood Boulevard   | Wyant Road      | Asphalt                  | 50-199             | 9                           | Mtce Crack Sealing               | 6,800                    |                    | 6,800                             | 6,800   | -  |         |         |         |         |         |
| 304 | 709   | Red Oak Trail       | Regina Street         | Forest Crescent | Asphalt                  | 50-199             | 9                           | Mtce Crack Sealing               | 1,700                    |                    | 1,700                             | 1,700   | -  |         |         |         |         |         |
| 305 | 710   | Red Oak Trail       | Forest Crescent       | North End       | Asphalt                  | 50-199             | 9                           | Mtce Crack Sealing               | 900                      |                    | 900                               | 900   | -  |         |         |         |         |         |
| 306 | 371   | Regina Street       | Red Oak Trail         | Forest Crescent | Asphalt                  | 50-199             | 9                           | Mtce Crack Sealing               | 2,700                    |                    | 2,700                             | 2,700   | -  |         |         |         |         |         |
| 307 | 372   | Regina Street       | Valley Field Crescent | Forest Crescent | Asphalt                  | 50-199             | 9                           | Mtce Crack Sealing               | 4,000                    |                    | 4,000                             | 4,000   | -  |         |         |         |         |         |
| 308 | 664   | Side Street         | Quebec Street         | Centre Street   | Asphalt                  | 50-199             | 9                           | Mtce Crack Sealing               | 3,900                    |                    | 3,900                             | 3,900   | -  |         |         |         |         |         |
| 309 | 673   | Side Street         | Centre Street         | Poplar Street   | Asphalt                  | 50-199             | 9                           | Mtce Crack Sealing               | 2,000                    |                    | 2,000                             | 2,000   | -  |         |         |         |         |         |
| 310 | 316   | Sutherland Street N | Montreal Street       | County Road 91  | Asphalt                  | 50-199             | 9                           | Mtce Crack Sealing               | 2,400                    |                    | 2,400                             | 2,400   | -  |         |         |         |         |         |
| 311 | 56    | Thomas Street       | Charles Street        | Superior Street | Asphalt                  | 50-199             | 9                           | Mtce Crack Sealing               | 2,400                    |                    | 2,400                             | 2,400   | -  |         |         |         |         |         |
| 312 | 837   | Wellington Street W | Collingwood Street    | Mill Street     | Asphalt                  | 50-199             | 9                           | Mtce Crack Sealing               | 5,400                    |                    | 5,400                             | 5,400   | -  |         |         |         |         |         |
| 313 | 619   | Poplar Street       | Side Street           | Industrial Road | Asphalt Base             | 50-199             | 9                           | Mtce Crack Sealing               | 8,100                    |                    | 8,100                             | 8,100   | -  |         |         |         |         |         |
| 314 | 913   | Cherry Lane         | Elm Street            | East End        | Asphalt                  | 0-49               | 9                           | Mtce Crack Sealing               | 1,400                    |                    | 1,400                             | 1,400   | -  |         |         |         |         |         |
| 315 | 355   | Fletcher Street     | Warrington Road       | North End       | Gravel                   | 0-49               | 9                           | Mtce Crack Sealing               | 2,600                    |                    | 2,600                             | 2,600   | -  |         |         |         |         |         |
| 316 | 409   | Jonathan Court      | Locke Avenue          | East End        | Asphalt                  | 0-49               | 9                           | Mtce Crack Sealing               | 4,900                    |                    | 4,900                             | 4,900   | -  |         |         |         |         |         |
| 317 | 393   | Nixon Street        | Superior Street       | East End        | Asphalt                  | 0-49               | 9                           | Mtce Crack Sealing               | 1,200                    |                    | 1,200                             | 1,200   | -  |         |         |         |         |         |
| 318 |       |                     |                       |                 |                          |                    |                             |                                  |                          |                    |                                   |   |  |         |         |         |         |         |
| 319 |       |                     |                       |                 |                          |                    |                             |                                  | 2,752,900                | 45,000             | 2,797,900                         | 2,797,900                                     | 0  | 123,300 | 137,300 | 163,100 | 163,000 | 169,200 |



---

**Appendix H**  
**Bridge Inventory and Deficiencies**

**TOWNSHIP OF CLEARVIEW**  
**ROAD AND BRIDGE NEEDS STUDY UPDATE 2019 - 2023**  
**BRIDGE/CULVERT STRUCTURE INVENTORY AND DEFICIENCIES**

| BRIDGE ID  | BRIDGE TYP     | ROAD NAME                      | FROM                           | TO                                     | EASTING | NORTHING | COMMENTS                        | SURFACE    | TYPE | ROAD WIDTH (m) | FUN CLASS | TRAFFIC RANGE | PROPOSED IMPROVEMENT | IMPROVEMENT COST | IMPROVEMENT SCHEDULE |
|------------|----------------|--------------------------------|--------------------------------|--|---------|----------|---------------------------------|------------|------|----------------|-----------|---------------|----------------------|------------------|----------------------|
| BR-418-30  | Slab on Girder | 30/31 Sideroad Nottawasaga     | County Road 7                  | 1.13 km West of County Road 7          | 573536  | 4922856  | Township owns                   | Earth      | R-UO | 5.49           | L         | 0-49          | Replacement          | \$ 211,000       | NOW (1 - 2)          |
| UNK-1      | Rigid Frame    | 15/16 Sideroad North Sunnidale | Highway 26                     | Concession 12 Sunnidale                | 582402  | 4924076  |                                 | Gravel     | R    | 4.00           | L         | 0-49          | Replacement          | \$ 493,500       | NOW (1 - 2)          |
| BR-639-65  | Multi Plate    | Brock Street                   | Elm Street                     | 0.28 k E. of Elm Street                | 572230  | 4918778  |                                 | Asphalt    | SU   | 6.40           | L         | 50-199        | Replacement          | \$ 481,500       | NOW (1 - 2)          |
| BR-161b-71 | Rigid Frame    | Collingwood Street             | Purple Hill                    | 6/7 Sideroad Nottawasaga               | 571193  | 4907070  |                                 | Gravel     | R    | 6.40           | L         | 200-499       | Replacement          | \$ 1,900,000     | NOW (1 - 2)          |
| BR-324-01  | Truss          | Concession 2 Sunnidale         | Kearnan Road                   | McKinnon Road                          | 588174  | 4911752  | Minor repairs completed in 2011 | Gravel     | R    | 5.50           | L         | 50-199        | Rehabilitation       | \$ 342,500       | NOW (1 - 2)          |
| BR-434-33  | Slab           | 36/37 Sideroad Nottawasaga     | Concession 5 North Nottawasaga | Concession 6 North Nottawasaga         | 565929  | 4924150  |                                 | Asphalt    | R    | 7.32           | L         | 500-999       | Rehabilitation       | \$ 405,000       | NOW (1 - 2)          |
| BR-204-55  | Slab on Girder | Concession 9 South Nottawasaga | 12/13 Sideroad Nottawasaga     | 0.31 k S of 12/13 Sideroad Nottawasaga | 564118  | 4908286  |                                 | Gravel     | R    | 6.40           | L         | 0-49          | Rehabilitation       | \$ 117,000       | NOW (1 - 2)          |
| BR-806-70  | Concrete Arch  | Hogback Road                   | Elgin Street                   | Concession 3 Sunnidale                 | 581936  | 4911651  |                                 | Asphalt    | SU   | 6.40           | C         | 2000-2999     | Rehabilitation       | \$ 505,500       | NOW (1 - 2)          |
| BR-118-15  | Box            | Klondike Park Road             | Concession 12 Sunnidale        | Highway 26                             | 579647  | 4921259  |                                 | Asphalt    | R    | 6.25           | C         | 1000-1999     | Rehabilitation       | \$ 340,500       | NOW (1 - 2)          |
| BR-177-40  | Box            | Concession 6 North Nottawasaga | County Road 91                 | 27/28 Sideroad Nottawasaga             | 566771  | 4917106  |                                 | Surf Treat | R    | 6.40           | L         | 1000-1999     | Rehabilitation       | \$ 220,000       | NOW (1 - 2)          |
| BR-104-04  | Box            | Kearnan Road                   | Concession 2 Sunnidale         | 1.90 k S. of Concession 2 Sunnidale    | 587028  | 4911402  |                                 | Gravel     | R    | 5.50           | L         | 50-199        | Rehabilitation       | \$ 249,000       | NOW (1 - 2)          |
| BR-437-32  | Slab on Girder | Regent Street                  | Concession 6 North Nottawasaga |  | 566057  | 4925116  |                                 | Gravel     | R    | 6.70           | L         | 0-49          | Rehabilitation       | \$ 27,000        | NOW (1 - 2)          |
| BR-175-35  | Box            | Concession 6 North Nottawasaga | 30/31 Sideroad Nottawasaga     | 33/34 Sideroad Nottawasaga             | 566153  | 4920930  |                                 | Asphalt    | R    | 6.40           | L         | 1000-1999     | Replacement          | \$ 400,000       | 1 - 5                |
| BR-336a-49 | Rigid Frame    | 6/7 Sideroad Nottawasaga       | Concession 6 South Nottawasaga | County Road 9                          | 566746  | 4906003  |                                 | Gravel     | R    | 6.71           | L         | 0-49          | Replacement          | \$ 1,300,000     | 1 - 5                |
| BR-177-39  | Box            | Concession 6 North Nottawasaga | County Road 91                 | 27/28 Sideroad Nottawasaga             | 566728  | 4917376  |                                 | Surf Treat | R    | 6.40           | L         | 1000-1999     | Replacement          | \$ 650,000       | 1 - 5                |
| BR-398-43  | Multi Plate    | 21/22 Sideroad Nottawasaga     | Fairgrounds Road South         | Concession 6 South Nottawasaga         | 567254  | 4915187  |                                 | Gravel     | R    | 6.40           | L         | 50-199        | Replacement          | \$ 450,000       | 1 - 5                |
| BR-407-73  | Box            | 27/28 Sideroad Nottawasaga     | Concession 6 North Nottawasaga | Fairgrounds Road North                 | 566951  | 4918915  |                                 | Gravel     | R    | 6.71           | L         | 50-199        | Rehabilitation       | \$ 258,000       | 1 - 5                |
| BR-197-51  | Rigid Frame    | Concession 9 South Nottawasaga | County Road 9                  | Garden of Eden Road                    | 564874  | 4903929  |                                 | Gravel     | R    | 6.70           | L         | 0-49          | Rehabilitation       | \$ 248,000       | 1 - 5                |
| BR-146-23  | Slab on Girder | Centre Line Road               | County Road 9                  | 6/7 Sideroad Nottawasaga               | 576159  | 4909932  |                                 | Asphalt    | R    | 6.40           | L         | 2000-2999     | Rehabilitation       | \$ 260,000       | 1 - 5                |
| BR-324-02  | Box            | Concession 2 Sunnidale         | Kearnan Road                   | McKinnon Road                          | 587808  | 4911652  |                                 | Gravel     | R    | 5.49           | L         | 50-199        | Rehabilitation       | \$ 221,500       | 1 - 5                |
| BR-611-62  | Rigid Frame    | Louisa Street                  | Hamilton Drive                 | Weir Street                            | 572811  | 4918956  |                                 | Asphalt    | U    | 6.40           | L         | 200-499       | Rehabilitation       | \$ 246,500       | 1 - 5                |
| BR-672-67  | Box            | Highway 26                     | County Road 42                 | Locke Avenue                           | 571873  | 4918849  |                                 | Asphalt    | U    | 7.32           | A         | 8000-9999     | Rehabilitation       | \$ 268,500       | 1 - 5                |
| BR-394-56  | Multi Plate    | Ewing Road                     | Milltown Road                  | 17/18 Sideroad Nottawasaga             | 560565  | 4910952  |                                 | Asphalt    | R    | 6.71           | L         | 50-199        | Rehabilitation       | \$ 290,000       | 1 - 5                |
| BR-368-45  | Box            | Station Street                 | Concession 6 South Nottawasaga | Concession 8 South Nottawasaga         | 567464  | 4911468  |                                 | Asphalt    | R    | 6.40           | L         | 500-999       | Replacement          | \$ 500,000       | 6 - 10               |
| BR-152a-28 | Box            | Mowat Street                   | Highway 26                     | 27/28 Sideroad Nottawasaga             | 572956  | 4920708  |                                 | Gravel     | R    | 6.40           | L         | 50-199        | Replacement          | \$ 805,500       | 6 - 10               |
| BR-176-37  | Rigid Frame    | Concession 6 North Nottawasaga | 27/28 Sideroad Nottawasaga     | 30/31 Sideroad Nottawasaga             | 566238  | 4920355  |                                 | Asphalt    | R    | 6.40           | L         | 1000-1999     | Rehabilitation       | \$ 222,500       | 6 - 10               |
| BR-386-11  | Box            | Concession 9 Sunnidale         | 6/7 Sideroad Sunnidale         | 9/10 Sideroad Sunnidale                | 579024  | 4917529  |                                 | Asphalt    | R    | 6.40           | L         | 500-999       | Rehabilitation       | \$ 154,500       | 6 - 10               |
| BR-104-05  | Box            | Kearnan Road                   | Concession 2 Sunnidale         | 1.90 k S. of Concession 2 Sunnidale    | 587276  | 4910050  |                                 | Gravel     | R    | 5.50           | L         | 50-199        | Rehabilitation       | \$ 118,000       | 6 - 10               |
| BR-133-74  | Rigid Frame    | Freethy Road                   | Concession 12 Sunnidale        | 1.23 k N. of Concession 12 Sunnidale   | 577441  | 4923238  |                                 | Gravel     | R    | 5.49           | L         | 0-49          | Rehabilitation       | \$ 196,500       | 6 - 10               |
| BR-142-25  | Box            | 3/4 Sideroad Sunnidale         | County Road 9                  | Concession 2 Sunnidale                 | 577972  | 4910052  |                                 | Asphalt    | R    | 6.40           | C         | 1000-1999     | Rehabilitation       | \$ 305,000       | 6 - 10               |
| BR-387-12  | Box            | Concession 9 Sunnidale         | 3/4 Sideroad Sunnidale         | 6/7 Sideroad Sunnidale                 | 577543  | 4917029  |                                 | Surf Treat | R    | 6.40           | L         | 500-999       | Rehabilitation       | \$ 142,500       | 6 - 10               |
| BR-318-26  | Rigid Frame    | 3/4 Sideroad Nottawasaga       | County Road 42                 | 100 m E. of County Rd. 42              | 574203  | 4905904  |                                 | Asphalt    | R    | 6.40           | L         | 200-499       | Rehabilitation       | \$ 417,000       | 6 - 10               |
| BR-347-08  | Rigid Frame    | Concession 5 Sunnidale         | County Road 10                 | 1.61 k E. of County Road 10            | 585157  | 4913714  |                                 | Gravel     | R    | 4.88           | L         | 0-49          | Rehabilitation       | \$ 302,000       | 6 - 10               |
| BR-412-19  | Slab on Girder | Concession 12 Sunnidale        | Wedgewood Drive                | County Road 10                         | 575924  | 4922055  |                                 | Asphalt    | R    | 6.20           | C         | 1000-1999     | Rehabilitation       | \$ 545,500       | 6 - 10               |
| BR-416-17  | Rigid Frame    | Freethy Road                   | Klondike Park Road             | End                                    | 578562  | 4924323  |                                 | Gravel     | B    | 5.49           | L         | 50-199        | Rehabilitation       | \$ 153,000       | 6 - 10               |
| BR-324-03  | Box            | Concession 2 Sunnidale         | Kearnan Road                   | McKinnon Road                          | 587686  | 4911614  |                                 | Gravel     | R    | 5.49           | L         | 50-199        |                      | \$ -             |                      |
| BR-425b-36 | Rigid Frame    | 33/34 Sideroad Nottawasaga     | County Road 124                | Concession 6 North Nottawasaga         | 564905  | 4922060  | Replaced 2010                   | Asphalt    | R    | 6.40           | A         | 1000-1999     | Replaced 2010        | \$ -             |                      |

**TOWNSHIP OF CLEARVIEW**  
**ROAD AND BRIDGE NEEDS STUDY UPDATE 2019 - 2023**  
**BRIDGE/CULVERT STRUCTURE INVENTORY AND DEFICIENCIES**




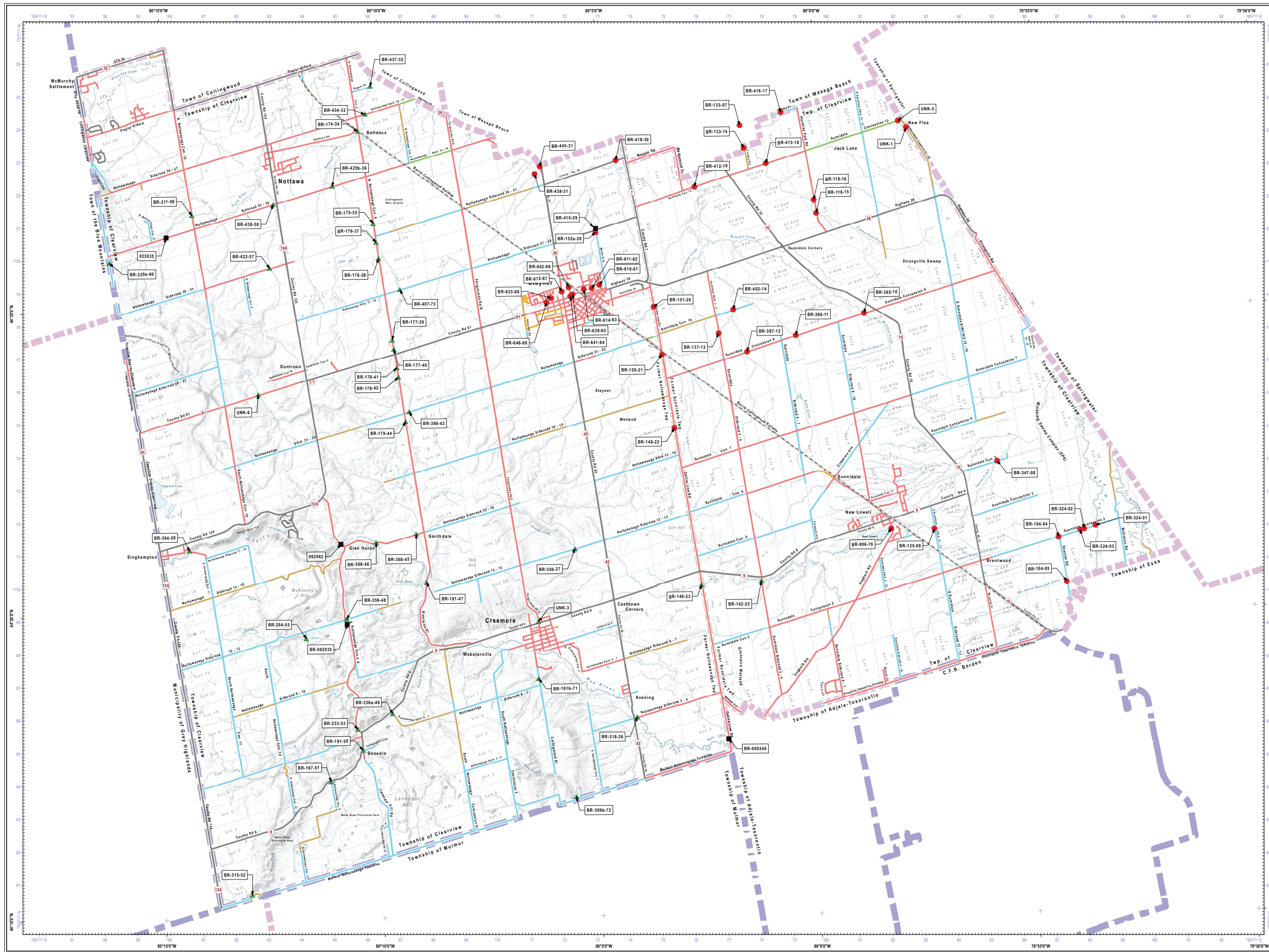
| BRIDGE ID  | BRIDGE TYP     | ROAD NAME                         | FROM   | TO                                    | EASTING | NORTHING | COMMENTS                | SURFACE    | TYPE | ROAD WIDTH (m) | FUN CLASS | TRAFFIC RANGE | PROPOSED IMPROVEMENT | IMPROVEMENT COST | IMPROVEMENT SCHEDULE |
|------------|----------------|-----------------------------------|--|---------------------------------------|---------|----------|-------------------------|------------|------|----------------|-----------|---------------|----------------------|------------------|----------------------|
| UNK-3      | Box            | Mill Street                       | County Road 9                                  | 15m North of County Road 9            | 571199  | 4909020  |                         | Asphalt    | U    | 6.70           | C         | 1000-1999     |                      | \$ -             |                      |
| BR-178-42  | Box            | Concession 6 South Nottawasaga    | County Road 91                                 | 21/22 Sideroad Nottawasaga            | 566913  | 4916245  |                         | Asphalt    | R    | 6.40           | L         | 500-999       |                      | \$ -             |                      |
| BR-610-61  | Box            | Dominion Drive                    | Hamilton Drive                                 | Weir Street                           | 573045  | 4919058  |                         | Asphalt    | U    | 6.40           | L         | 200-499       |                      | \$ -             |                      |
| BR-641-64  | Rigid Frame    | Elm Street                        | Brook Street                                   | Brock Street                          | 572159  | 4918718  |                         | Asphalt    | U    | 6.40           | L         | 200-499       |                      | \$ -             |                      |
| BR-309b-72 | Multi Plate    | Mulmur-Nottawasaga Townline       | Concession 5 South Nottawasaga                 | Mulmur-Nottawasaga Townline           | 572345  | 4903481  |                         | Gravel     | B    | 6.40           | L         | 50-199        |                      | \$ -             |                      |
| BR-191-50  | Box            | Lavender Hill                     | Royal's Hill Road                              | Turkeyroast Lane                      | 565850  | 4904884  |                         | Gravel     | R    | 8.53           | L         | 50-199        |                      | \$ -             |                      |
| BR-220a-60 | Multi Plate    | Blue Mountains-Clearview Townline | 12/13 Sideroad Nottawasaga                     | 0.3 k S of 33/34 Sideroad Nottawasaga | 558118  | 4919713  |                         | Gravel     | B    | 6.40           | L         | 0-49          |                      | \$ -             |                      |
| BR-438-58  | Box            | 33/34 Sideroad Nottawasaga        | Concession 10 North Nottawasaga                | County Road 124                       | 563099  | 4921507  |                         | Surf Treat | R    | 6.40           | A         | 500-999       |                      | \$ -             |                      |
| BR-118-16  | Box            | Klondike Park Road                | Concession 12 Sunnidale                        | Highway 26                            | 579567  | 4921654  |                         | Asphalt    | R    | 6.25           | C         | 2000-2999     |                      | \$ -             |                      |
| BR-633-68  | Multi Plate    | Stayner Street                    | Lamont Court                                   | Montreal Street                       | 571583  | 4918668  |                         | Asphalt    | U    | 6.40           | L         | 200-499       |                      | \$ -             |                      |
| BR-646-69  | Multi Plate    | East Street                       | Montreal Street                                | Spruce Street                         | 571449  | 4818537  |                         | Asphalt    | U    | 6.40           | L         | 200-499       |                      | \$ -             |                      |
| BR-151-20  | Box            | Centre Line Road                  | Concession 10 Sunnidale                        | Sunnidale Street                      | 574676  | 4918387  |                         | Asphalt    | R    | 7.32           | A         | 1000-1999     |                      | \$ -             |                      |
| BR-233-53  | Box            | Concession 8 South Nottawasaga    | 9/10 Sideroad Nottawasaga                      | County Road 9                         | 565681  | 4905514  |                         | Asphalt    | R    | 7.00           | C         | 200-499       |                      | \$ -             |                      |
| BR-385a-10 | Multi Plate    | Concession 9 Sunnidale            | County Road 10                                 | 9/10 Sideroad Sunnidale               | 581106  | 4918214  |                         | Asphalt    | R    | 6.40           | L         | 500-999       |                      | \$ -             |                      |
| UNK-5      | Rigid Frame    | Concession 12 Sunnidale           | 12/13 Sideroad North Sunnidale                 | 15/16 Sideroad North Sunnidale        | 582172  | 4924320  |                         | Asphalt    | R    | 6.70           | L         | 1000-1999     |                      | \$ -             |                      |
| BR-359-48  | Multi Plate    | 12/13 Sideroad Nottawasaga        | Concession 8 South Nottawasaga                 | 0.89 k E. of Concession 8 Nottawasaga | 565348  | 4908882  |                         | Gravel     | R    | 6.00           | L         | 0-49          |                      | \$ -             |                      |
| BR-614-63  | Rigid Frame    | Scott Street                      | Weir Street                                    | Kirkwood Drive                        | 572567  | 4918932  |                         | Asphalt    | U    | 6.40           | C         | 500-999       |                      | \$ -             |                      |
| BR-125-09  | Multi Plate    | 12/13 Sideroad Sunnidale          | Concession 2 Sunnidale                         | County Road 9                         | 583250  | 4911640  |                         | Gravel     | R    | 6.10           | L         | 50-199        |                      | \$ -             |                      |
| BR-368-46  | Rigid Frame    | Station Street                    | 1.12 km East of Concession 8 South Nottawasaga | Concession 8 South Nottawasaga        | 566244  | 4911209  |                         | Asphalt    | R    | 6.40           | L         | 500-999       |                      | \$ -             |                      |
| BR-178-41  | Box            | Concession 6 South Nottawasaga    | County Road 91                                 | 21/22 Sideroad Nottawasaga            | 566877  | 4916532  | Extension added in 2000 | Asphalt    | R    | 6.40           | L         | 500-999       |                      | \$ -             |                      |
| BR-149-22  | Box            | Centre Line Road                  | 15/16 Sideroad Nottawasaga                     | Concession 9 Sunnidale                | 575329  | 4914704  |                         | Asphalt    | R    | 6.40           | A         | 2000-2999     |                      | \$ -             |                      |
| BR-150-21  | Box            | Centre Line Road                  | Concession 9 Sunnidale                         | Warrington Road                       | 574947  | 4916939  |                         | Asphalt    | R    | 7.32           | A         | 2000-2999     |                      | \$ -             |                      |
| BR-137-13  | Box            | 3/4 Sideroad Sunnidale            | Concession 9 Sunnidale                         | Concession 10 Sunnidale               | 576672  | 4917593  |                         | Asphalt    | R    | 6.40           | C         | 1000-1999     |                      | \$ -             |                      |
| BR-402-14  | Box            | Concession 10 Sunnidale           | 3/4 Sideroad Sunnidale                         | 0.99 k E. of 3/4 Sideroad Sunnidale   | 577112  | 4918319  |                         | Gravel     | R    | 7.32           | L         | 0-49          |                      | \$ -             |                      |
| BR-181b-47 | Box            | Concession 6 South Nottawasaga    | Riverside Drive                                | 15/16 Sideroad Nottawasaga            | 567761  | 4910005  |                         | Asphalt    | R    | 6.40           | L         | 500-999       |                      | \$ -             |                      |
| BR-413-18  | Rigid Frame    | Concession 12 Sunnidale           | Freethy Road                                   | Klondike Park Road                    | 578112  | 4922765  |                         | Asphalt    | R    | 6.25           | C         | 1000-1999     |                      | \$ -             |                      |
| BR-422-57  | Box            | 30/31 Sideroad Nottawasaga        | County Road 124                                | Concession 9 North Nottawasaga        | 562998  | 4919559  |                         | Asphalt    | R    | 6.71           | L         | 200-499       |                      | \$ -             |                      |
| BR-356-27  | Box            | 12/13 Sideroad Nottawasaga        | County Road 42                                 | Fairgrounds Road South                | 572298  | 4911029  |                         | Gravel     | R    | 6.40           | L         | 50-199        |                      | \$ -             |                      |
| BR-174-34  | Slab on Girder | Concession 6 North Nottawasaga    | 33/34 Sideroad Nottawasaga                     | Batteaux Road                         | 565678  | 4923721  |                         | Asphalt    | R    | 6.40           | C         | 1000-1999     |                      | \$ -             |                      |
| BR-438-31  | Rigid Frame    | Schell                            | Mighton Court                                  | 200m West of Hwy 26                   | 571073  | 4922651  |                         | Gravel     | R    | 4.00           | L         | 0-49          |                      | \$ -             |                      |
| BR-179-44  | Box            | Concession 6 South Nottawasaga    | 21/22 Sideroad Nottawasaga                     | 18/19 Sideroad Nottawasaga            | 567142  | 4914892  | Replace in 2013         | Asphalt    | R    | 6.40           | L         | 500-999       |                      | \$ -             |                      |
| BR-445-31  | Box            | Highway 26 Service Road (Schell)  | Highway 26                                     | 0.3 Km North Highway 26               | 571228  | 4922664  | Replaced 2011           | Gravel     | R    | 0.00           | L         | 0-49          | Replaced 2011        | \$ -             |                      |
| BR-211-59  | Rigid Frame    | Concession 10 North Nottawasaga   | 33/34 Sideroad Nottawasaga                     | 36/37 Sideroad Nottawasaga            | 560628  | 4921170  | Replaced 2009           | Asphalt    | R    | 6.40           | L         | 500-999       | Replaced 2009        | \$ -             |                      |
| UNK-6      | Box            | County Road 91                    | County Road 124                                | Concession 10 North Nottawasaga       | 562675  | 4915921  |                         | Asphalt    | R    | 7.50           | A         | 5000-5999     |                      | \$ -             |                      |
| BR-176-38  | Box            | Concession 6 North Nottawasaga    |  | 30/31 Sideroad Nottawasaga            | 566317  | 4919865  |                         | Asphalt    | R    | 6.40           | L         | 1000-1999     |                      | \$ -             |                      |
| BR-642-66  | Box            | Elm Street                        | Brock Street                                   | 029 k N. of Brock Street              | 572110  | 4918989  |                         | Asphalt    | SU   | 6.40           | L         | 50-199        | Replaced 2016        | \$ -             |                      |
|            |                |                                   |  |                                       |         |          | TOTAL ESTIMATED COST    |            |      |                |           |               | Total 10 Year Needs  | \$ 13,747,000    |                      |



---

**Appendix I**  
**Mapping for Bridge Inventory**





|   |             |                        |              |
|---|-------------|------------------------|--------------|
| <b>BURNSIDE</b><br>Client/Project: <b>TOWNSHIP OF CLEARVIEW ROADS NEEDS STUDY 2019-2023</b><br>Map Title: <b>BRIDGE INVENTORY</b> |             |                        |              |
| Drawn: PS   | Checked: RK | Date: 2019/01/15       | Map No.: 1-1 |
| Scale: H 1:50,000   |             | Project No.: 300042557 |              |

File Path: \\ELM01\share\Work\A\GIS\2019\Map\24242.dwg Plot Date: 2019/01/15 Time: 11:52 AM